



Policy Coherence for Sustainable Development 2017

ERADICATING POVERTY AND PROMOTING
PROSPERITY



Policy Coherence for Sustainable Development 2017: Eradicating Poverty and Promoting Prosperity

This work is published under the responsibility of the Secretary-General of the OECD. The opinions expressed and arguments employed herein do not necessarily reflect the official views of OECD member countries.

This document and any map included herein are without prejudice to the status of or sovereignty over any territory, to the delimitation of international frontiers and boundaries and to the name of any territory, city or area.

Please cite this publication as:

OECD (2017), *Policy Coherence for Sustainable Development 2017: Eradicating Poverty and Promoting Prosperity*, OECD Publishing, Paris
<http://dx.doi.org/10.1787/9789264272576-en>

ISBN 978-92-64-27253-8 (print)
ISBN 978-92-64-27257-6 (PDF)
ISBN 978-92-64-27258-3 (ePub)

The statistical data for Israel are supplied by and under the responsibility of the relevant Israeli authorities. The use of such data by the OECD is without prejudice to the status of the Golan Heights, East Jerusalem and Israeli settlements in the West Bank under the terms of international law.

Photo credits: Cover © ag visuell-fotalia.com

Corrigenda to OECD publications may be found on line at: www.oecd.org/publishing/corrigenda.

© OECD 2017

You can copy, download or print OECD content for your own use, and you can include excerpts from OECD publications, databases and multimedia products in your own documents, presentations, blogs, websites and teaching materials, provided that suitable acknowledgment of the source and copyright owner is given. All requests for public or commercial use and translation rights should be submitted to rights@oecd.org. Requests for permission to photocopy portions of this material for public or commercial use shall be addressed directly to the Copyright Clearance Center (CCC) at info@copyright.com or the Centre français d'exploitation du droit de copie (CFC) at contact@cfcopies.com.

Foreword

by

Angel Gurría, OECD Secretary-General

With the adoption of the 2030 Agenda for Sustainable Development, all nations committed to a set of universal, integrated and transformational goals and targets, the Sustainable Development Goals. The 17 goals and 169 targets provide a shared vision and collective responsibility for the world we all aspire to by 2030.

Governments also committed to “pursue policy coherence and an enabling environment for sustainable development at all levels and by all actors”. SDG target 17.14 to “enhance policy coherence for sustainable development” recognises the potential for synergies and trade-offs among SDGs and targets, between different sectoral policies, and between diverse actions at the local, regional, national and international levels. Policy coherence is vital to take into account the effects of policies on the sustainable development and well-being of people living in other countries, and of future generations. This will mean a new way of doing things – through whole-of-government, whole-of-society approaches – but an essential one to achieve real transformation in the years to come.

There is no one-size-fits-all formula for enhancing policy coherence. There are different approaches, visions, models and tools available to each country, and each approach must be considered depending on national circumstances and priorities.

Translating the new vision of the SDGs into action is a major challenge. The first year of implementation has nevertheless shown that countries are advancing in aligning their national strategies, adapting institutional frameworks and shifting policies to achieve the SDGs. Last year, the OECD reaffirmed its commitment to supporting countries in the implementation of the 2030 Agenda. The OECD’s Action Plan on the Sustainable Development Goals sets out concrete ways in which we will do this.

This year, Ministers will gather at the High-Level Political Forum of the United Nations to take stock of progress, with a particular focus on eradicating poverty and enhancing prosperity in a changing world. Against this backdrop, Policy Coherence for Sustainable Development 2017 seeks to inform policy making by showing how a policy coherence lens can support implementation efforts, drawing on OECD evidence and analysis. It identifies challenges and good institutional practices for enhancing policy coherence in SDG implementation, drawing on the experience of the early implementers of the SDGs and applying eight key elements from the OECD’s Framework for Policy Coherence for Sustainable Development. It also introduces the “Coherence Monitor” to track progress on policy coherence.

The OECD stands ready to support countries to develop and implement approaches to strengthen policy coherence and, in turn, deliver the vision set out in the 2030 Agenda for Sustainable Development.



Angel Gurría,
OECD Secretary-General

Acknowledgements

This report was prepared by the OECD Policy Coherence for Development (PCD) Unit in the Office of the Secretary-General, under the overall supervision of Ebba Dohlman, Senior Advisor, and with analytical support from Ernesto Soria Morales and Carina Lindberg.

The report draws extensively on analysis carried out by colleagues across a range of OECD directorates, including the Development Co-operation Directorate, the Directorate for Employment, Labour and Social Affairs, the Environment Directorate, the Directorate for Public Governance and Territorial Development, the Directorate for Science, Technology and Innovation, the Statistics Directorate, the Trade and Agriculture Directorate, and the OECD Development Centre, and could not have been done without their inputs and guidance on early drafts.

We are also grateful to all countries and partners that made valuable contributions to this report. Their inputs have been reviewed and edited by Neil Martin, consultant.

Finally, credits go to Anne-Lise Prigent, Meral Gedik and Damian Garnys in the Public Affairs and Communications Directorate for their editorial and production support services needed to realise this publication.

Table of contents

Acronyms and abbreviations	9
Executive summary	13
Chapter 1. Building blocks for coherent implementation of the Sustainable Development Goals	17
Introduction	18
The eight building blocks of policy coherence for sustainable development.	18
Political commitment and leadership at the highest level	22
Integrated approaches to implementation	25
Intergenerational timeframe	26
Analyses and assessments of potential transboundary effects	27
Policy and institutional coordination	28
Local and regional involvement	30
Stakeholder participation	32
Monitoring and reporting	33
Note	36
References	36
Chapter 2. Implementing the 2030 Agenda nationally	39
Introduction	40
Austria	40
Finland	42
Germany	47
Greece	50
Ireland	52
Italy	55
Japan	59
Lithuania	60
Luxembourg	61
Mexico	66
Norway	69
Poland	70
Portugal	71
Spain	74
Sweden	79
Switzerland	82
Notes	84
References	85

Chapter 3. Integrated approaches for eradicating poverty and promoting prosperity	87
Introduction	88
Policy coherence: vital for eradicating poverty and achieving sustainable development	88
Enhancing coherence among the Sustainable Development Goals	92
Goal 1. End poverty in all its forms everywhere	92
Goal 2. End hunger, achieve food security and improved nutrition and promote sustainable agriculture	94
Goal 3. Ensure healthy lives and promote well-being for all at all ages	100
Goal 5: Achieve gender equality and empower all women and girls	104
Goal 9. Build resilient infrastructure, promote inclusive and sustainable industrialisation and foster innovation	106
Goal 14. Conserve and sustainably use the oceans, seas and marine resources for sustainable development	108
Notes	114
References	114
Chapter 4. Tracking progress in policy coherence for sustainable development	117
Introduction	118
Elements of the OECD Coherence Monitor	118
Structure, scope and limitations	121
Assessing interactions and policy effects on other countries and future generations	121
Goal 1. End poverty in all its forms everywhere	121
Goal 2. End hunger, achieve food security and improved nutrition and promote sustainable agriculture	127
Goal 3. Ensure healthy lives and promote well-being for all at all ages	135
Goal 5. Achieve gender equality and empower all women and girls	138
Goal 9. Build resilient infrastructure, promote inclusive and sustainable industrialisation and foster innovation	142
Goal 14. Conserve and sustainably use the oceans, seas and marine resources for sustainable development	145
Notes	149
References	150
Annex 4.A1. An illustration of interactions between the Sustainable Development Goals	152
Chapter 5. Partnerships to enhance policy coherence for sustainable development	153
Introduction	154
Evidence to inform coherent policy making	154
Institutional practices to enhance policy coherence for SDG implementation	162
Integrated approaches to address the interconnected SDGs	168
Quantitative and qualitative tools for tracking progress on policy coherence	176
Notes	181
References	182
Annex 5.A1. Profiles of members of the PCSD partnership	184

Tables

1.1. Main institutional developments for SDG implementation in nine OECD countries	19
3.1. Examples of policy instruments for marine biodiversity conservation and sustainable use	111
4.1. Indicators to inform selected interactions in relation to SDG1	123
4.2. Indicators to inform transboundary and intergenerational effects in relation to SDG1	127
4.3. Indicators to inform selected interactions in relation to SDG2	130
4.4. Indicators to inform transboundary and intergenerational policy effects in relation to SDG2	135
4.5. Indicators to inform selected interactions in relation to SDG3	137
4.6. Indicators to inform transboundary and intergenerational policy effects in relation to SDG3	138
4.7. Indicators to inform selected interactions in relation to SDG5	140
4.8. Indicators to inform transboundary and intergenerational policy effects in relation to SDG5	141
4.9. Indicators to inform selected interactions in relation to SDG9	143
4.10. Indicators to inform transboundary and intergenerational policy effects in relation to SDG9	145
4.11. Indicators to inform selected interactions in relation to SDG14	146
4.12. Indicators to inform transboundary and intergenerational effects in relation to SDG14	149
4.A1.1. Example of interactions with additional goals	152
5.1. Matrix TODS vs OEDS in the survey on 561 municipal laws of 12 capitals in Brazil	175

Figures

1.1. The eight building blocks of policy coherence for sustainable development ...	21
3.1. Premature deaths from exposure to particulate matter and ozone	89
3.2. The economic, social and environmental dimensions of sustainable development	90
3.3. Incidence and intensity of multidimensional poverty by income categories ...	93
3.4. Global water demand is projected to substantially increase in near future ...	96
3.5. Aquaculture has surpassed capture fisheries as main source of human consumption	98
3.6. Obesity and overweight in OECD and non-OECD countries	102
3.7. The gender pay gap remains substantial in most countries	106
3.8. Employment in the ocean-based industries in 2010 by industry	109
4.1. Elements of the OECD Coherence Monitor	119
4.2. Per capita meat consumption by country and region (kg/person/year)	123
4.3. DAC countries' net ODA to LDCs as a percentage of gross national income, 1960-2014	124
4.4. Number of exchange of information agreements between OECD and developing countries	125
4.5. Agricultural GHG emissions productivity by source in the OECD area	129
4.6. Direct on-farm energy productivity	129

4.7. ODA for food and nutrition security 130

4.8. Composition of support to agricultural producers in selected OECD countries
and emerging economies 132

4.9. Producer Nominal Protection Coefficient by country, 1995-97 and 2013-15 133

4.10. Increasing obesity among adults in OECD countries, 2000 and 2013
(or nearest years) 136

4.11. Inventors by gender, 2014 140

4.12. Intensity and development speed in environment-related technologies,
2000-12 144

4.13. Evolution of FSE, OECD countries, 2009-15 (percentage) 148

5.1. The SDG implementation pyramid 167

5.2. Cote d'Ivoire progress on the SDGs 172

5.3. Contribution of each policy in the SDG scenario to the performance
of the 17 SDGs 173

Follow OECD Publications on:



-  http://twitter.com/OECD_Pubs
-  <http://www.facebook.com/OECDPublications>
-  <http://www.linkedin.com/groups/OECD-Publications-4645871>
-  <http://www.youtube.com/oecdlibrary>
-  <http://www.oecd.org/oecdirect/>

Acronyms and abbreviations

AAAA	Addis Ababa Action Agenda
ARA	Arachidonic acid
BEPS	Base erosion and profit shifting
BERD	Business enterprise research and development
BIAC	OECD Business and Industry Advisory Committee
BOLD	Barcode of Life Data System
CGI	Cultural and creative industries
CIRCLE	Cost of Inaction and Resource Scarcity; Consequences for Long-term Economic Growth project (OECD)
CIT	Corporate income tax
CO₂	Carbon dioxide
CoG	Centre of government
COP21	21st Conference of the Parties to the United Nations Framework Convention on Climate Change
CSO	Civil service organisation
DMC	Domestic material consumption
DMI	Domestic material input
GDP	Gross domestic product
GHG	Greenhouse gas
GNI	Gross national income
GVC	Global value chain
DAC	Development Assistance Committee (OECD)
DHA	Docosahexaenoic acid
DNA	Deoxyribonucleic acid
ECOSOC	Economic and Social Council of the United Nations
EEZ	Economic exclusive zone
EIB	European Investment Bank
FAO	Food and Agriculture Organization of the United Nations
FCAN	Food Chain Analysis Network (OECD)
FFPI	FAO Food Price Index
FNS	Food and nutrition security
FSE	Fisheries Support Estimate database

FSN	Food security and nutrition
HLPF	High Level Political Forum on Sustainable Development
IAEG-SDG	Inter-Agency and Expert Group on Sustainable Development Goal Indicators
IFAD	International Fund for Agricultural Development
IFPRI	International Food Policy Research Institute
IHP	International Health Partnership
IMF	International Monetary Fund
IP	Intellectual property
IPR	Intellectual property rights
IUU	Illegal, unreported and unregulated fishing
KPI	Key performance indicator
LDC	Least developed country
LLDC	Landlocked least developed country
MDG	Millennium Development Goal
MFA	Material flow analysis
MPA	Marine protected areas
MSME	Micro, small and medium enterprise
NGDO	Non-governmental development organisation
NGO	Non-governmental organisation
NGRDO	Non-governmental research and development organisation
NPO	Non-profit organisation
NSDS	National Sustainable Development Strategy
ODA	Official development assistance
ODF	Official development finance
OOF	Other official flows
OECD	Organisation for Economic Co-operation and Development
PCD	Policy coherence for development
PCSD	Policy coherence for sustainable development
PISA	Programme for International Student Assessment (OECD)
SD	Sustainable development
SDGs	Sustainable Development Goals
SDS	Sustainable Development Strategy
SIDS	Small island developing states
SIGI	Social Institutions and Gender Index (OECD Development Centre)
SME	Small and medium sized enterprise
STEM	Science, technology, engineering or mathematics
TFM	Total factor productivity
TRAINS	Trade Analysis Information System (UNCTAD)

TWAP	Transboundary Water Assessment Programme
UHC	Universal Health Coverage
UN	United Nations
UNCDF	United Nations Capital Development Fund
UNCTAD	United Nations Conference on Trade and Development
UNDESA	United Nations Department of Economic and Social Affairs
UNDP	United Nations Development Programme
UNECE	United Nations Economic Commission for Europe
UNEP	United Nations Environment Programme
UNFCCC	United Nations Framework Convention on Climate Change
UNGA	United Nations General Assembly
UNODC	United Nations Office on Drugs and Crime
VNR	Voluntary National Review
WFP	World Food Programme
WHO	World Health Organization
WIPO	World Intellectual Property Organization
WTO	World Trade Organization

Executive summary

The 2030 Agenda for Sustainable Development and the Sustainable Development Goals (SDGs) are an action plan for people, planet and prosperity. The SDGs represent a shared vision and collective responsibility for the world we all aspire to by 2030. The integrated nature of the SDGs requires governments and key stakeholders to work across sectors, actors, government levels and time frames. It requires breaking out of sectoral silos and strengthening institutions to facilitate coherent, whole-of-government and integrated policies for implementation.

Policy coherence for sustainable development (PCSD) is embodied in SDG 17.14 as a cross-cutting means of implementation. Policy coherence is also needed to ensure that progress achieved in one goal contributes to, rather than undermines other goals. Enhancing PCSD, as called for by SDG17.14, entails considering (i) institutional mechanisms for coherence; (ii) policy interactions; and (iii) policy effects.

The first year of the implementation of the SDGs has shown that countries are working to align national strategies, adapt institutional frameworks and shift policies to achieve the SDGs (Chapter 1). The 22 Voluntary National Reviews (VNRs) presented at the HLPF in July 2016 revealed a wide variety of starting points and implementation paths. The initial steps for SDG implementation taken by the nine OECD countries that presented VNRs – Estonia, Finland, France, Germany, Korea, Mexico, Norway, Switzerland and Turkey – highlight emerging good practices. There are eight key building blocks for enhancing policy coherence in SDG implementation:

- **Political commitment and leadership** – to guide whole-of-government action and translate commitment on the SDGs into concrete and coherent measures at the local, national and international levels.
- **Integrated approaches to implementation** – to consider systematically inter-linkages between economic, social and environmental policy areas before making decisions.
- **Intergenerational timeframe** – to make informed choices about sustainable development considering the long-term impact of policy decisions on the well-being of future generations.
- **Analyses and assessments of potential policy effects** – to provide evidence on the potential negative or positive impacts on the well-being of people in other countries, and inform decision-making.
- **Policy and institutional coordination** – to resolve conflicts of interest or inconsistencies between priorities and policies.
- **Local and regional involvement** – to deliver the economic, social and environmental transformation needed for achieving the SDGs and ensure that no one is left behind.

- **Stakeholder participation** – to make sure that the SDGs are owned by people, diverse actions are aligned, and resources and knowledge for sustainable development are mobilised.
- **Monitoring and reporting** – to better understand where there has been progress, why there has or has not been progress, and where further action is needed.

There is no one-size-fits-all formula for ensuring a more integrated and coherent implementation as shown by the 16 countries that contributed to this report (Chapter 2). Some common challenges include: balancing an integrated, cross-sectoral approach with the need for concrete priorities for action; avoiding unintended consequences by identifying potential synergies and trade-offs upstream in the domestic policy making process (global impacts of internal action) while strengthening effective development co-operation (external action); and ensuring an effective involvement of multiple stakeholders and long-term commitments.

Applying a PCSD lens to the key inter-linkages among the six thematic goals to be reviewed by the HLPF in 2017 shows the need for an integrated approach (Chapter 3). Key findings include:

Ending poverty in all its forms and dimensions everywhere (SDG1) is an indispensable requirement for sustainable development. SDG1 is inextricably linked to all other goals. Achieving progress on poverty requires, for example, the successful achievement of SDG2, the attainment of global food security, especially in a context where two-thirds of the world's poor are dependent on agriculture for their food and livelihoods.

Ending hunger and achieving food security and improved nutrition (SDG2) addresses an essential human need, yet more than 790 million people worldwide remain food insecure. Increasing agricultural productivity is central to ensuring that food will be available and affordable to all. But a large share of the world's agricultural production is based on the unsustainable exploitation of water, marine and land resources.

Ensuring healthy lives (SDG3) is a key determinant of sustainable development and poverty eradication, and a precursor for well-being. Progress in health is dependent on economic, social and environmental progress in other areas, including SDG1 on eradicating poverty, SDG2 on food security and nutrition, SDG4 on education and SDG6 on clean water and sanitation.

Achieving gender equality (SDG5) is a foundation for prosperity and sustainable development, a prerequisite for the health and wellbeing of families and societies, and a key driver of economic growth. It can generate additional welfare gains and reduce poverty (SDG1) overall as women tend to reinvest their income in improved nutrition, health and education for the whole family.

Infrastructure, industrialisation and innovation (SDG9) are key components of the economic capital for achieving sustainable development. Developing resilient infrastructure is critical for achieving food security (SDG2). Damaged infrastructure – such as roads, bridges, ports, markets, storage sites, electricity distribution and irrigation – may indirectly inhibit agricultural production, processing and market access. It can also contribute to climate change, and prevent sufficient nutritious food from reaching communities that need it.

The ocean (SDG14) provides resources and services to address the economic, social and environmental challenges and commitments embodied in the SDGs. The ocean contributes to a wide range of goals and targets, from poverty eradication (SDG1), food security (SDG2) and climate change (SDG13) to the provision of energy (SDG7), employment creation (SDG8) and improved health (SDG3). Fisheries and aquaculture have a particularly important role

to play in achieving the poverty eradication targets in SDG1, as the sector is estimated to support the livelihoods of about 10-12% of the world's population.

Tracking progress in PCSD can be informed by existing indicators that illustrate interactions between the SDGs (synergies and trade-offs) and policy effects (transboundary and intergenerational) (Chapter 4). Specifically, the PCSD Framework suggests three steps for tracking progress at the national level: (i) map out critical interactions across the 17 SDGs and 169 targets; (ii) prioritise PCSD areas based on the critical interactions identified in the mapping exercise; and (iii) review data availability and identify existing national-level indicators for assessing the interactions and policy effects. Indicators to track progress in PCSD will necessarily vary from country to country depending on their natural attributes, economy, institutional setup, and political and social variables.

Enhancing policy coherence for SDG implementation requires partnerships and the involvement of key stakeholders (Chapter 5). The PCSD Partnership is part of the United Nations Partnerships for Sustainable Development Goals Platform. It brings together stakeholders from around the world to discuss the role of SDG target 17.14 in SDG implementation. They stress:

Poverty eradication plays a major role within the integrated and indivisible framework of the SDGs. Human rights and their universal character constitute one of the cornerstones for SDG1. Official Development Assistance has been the main vector of global poverty reduction efforts in the past. Development policies of the 21st century will need to rely on broader and more innovative forms of financing, more ambitious targets, a more widely shared awareness of global challenges and a new narrative.

Policy makers cannot take strategic decisions without a clear understanding of the complex interactions and feedback (both positive and negative) between the different SDGs. Foresight and simulation can be particularly useful tools in that they shed light on issues of policy coherence and effectiveness ahead of implementation. Monitoring progress in the implementation of SDGs and keeping parties accountable requires not only vigilance, but appropriate analytical tools.

Ensuring greater policy coherence for sustainable development is a responsibility shared across a wide chain of actors, including governments, the private sector, civil society organisations and ordinary citizens. Broad internationally comparable indices can be powerful tools for measuring progress on PCSD and spurring reform.

Chapter 1

Building blocks for coherent implementation of the Sustainable Development Goals

The first year of the implementation of the 2030 Agenda has shown that countries are advancing in aligning national strategies, adapting institutional frameworks and shifting policies to achieve the Sustainable Development Goals (SDGs). This chapter looks at the initial steps for SDG implementation taken by the nine OECD countries that presented Voluntary National Reviews (VNRs) at the 2016 High-Level Political Forum (HLPF): Estonia, Finland, France, Germany, Mexico, Norway, Korea, Switzerland and Turkey. The chapter applies eight key elements of the Framework for Policy Coherence for Sustainable Development as a lens to identify good institutional practices, as well as challenges for enhancing policy coherence for sustainable development as called for by SDG Target 17.14. The analysis benefits from several examples from the VNRs that serve to illustrate national variations in the approaches and mechanisms used for implementation.

Introduction

The 22 Voluntary National Reviews (VNRs) presented at the High-Level Political Forum on Sustainable Development (HLPF) in July 2016 have shown that countries across the world are aligning their national strategies, adapting institutional frameworks and shifting policies for achieving the Sustainable Development Goals (SDGs). These efforts also revealed a wide variety of starting points and implementation paths.

This chapter looks at the initial steps for SDG implementation taken by the nine OECD countries that presented VNRs at the 2016 HLPF: Estonia, Finland, France, Germany, Mexico, Norway, Korea, Switzerland, and Turkey. Drawing on the VNRs, it summarises the diverse approaches that these nine countries are taking from the perspective of policy coherence for sustainable development (PCSD).

The chapter identifies good institutional practices, as well as challenges, for enhancing policy coherence for sustainable development as called for by SDG target 17.14. It is structured according to eight elements from the PCSD Framework, which are considered key building blocks for ensuring a coherent and effective implementation of the SDGs: 1) political commitment and leadership; 2) integrated approaches to implementation; 3) intergenerational timeframe; 4) analysis and assessments of potential policy effects; 5) policy and institutional coordination; 6) local and regional involvements; 7) stakeholder participation; and 8) monitoring and reporting.

A key lesson from the first year of implementation is that there is no single blueprint for enhancing policy coherence in SDG implementation. To achieve sustainable development, as highlighted by the 2030 Agenda, there are different approaches, visions, models and tools available to each country, in accordance with its national circumstances and priorities. It is up to each country to determine its institutional mechanisms for formulating, coordinating, monitoring and ensuring coherence in SDG implementation. Through the mutual exchanges of experiences and discussions on what works and what does not, countries can improve the content of national strategies, strengthen institutional mechanisms, address transboundary impacts and ultimately enhance policy coherence in the implementation of the SDGs.

The eight building blocks of policy coherence for sustainable development

The reports presented by the nine OECD countries that volunteered to participate in the national reviews at the 2016 HLPF reveal that these countries are institutionally well equipped to implement the SDGs (Table 1.1). Some of them have a long tradition of working on sustainable development. All nine countries have well-established institutional mechanisms to take forward sustainable development, which in most cases emerged as part of the Agenda 21 signed at the Rio Earth Summit in 1992. These institutional mechanisms are being aligned with the vision, principles, goals and associated targets of the 2030 Agenda.

A key question is, however, to what extent these institutional mechanisms are actually operational from a policy coherence for sustainable development (PCSD) perspective. PCSD is one of the means of implementation – embodied in target 17.14 – that has a fundamental

role to play in capitalising on synergies and addressing trade-offs among SDGs and targets, between different sectoral policies, and between diverse actions at the local, regional, national and international levels. It is also essential to take into account the effects of policies on the sustainable development and well-being of people living in other countries, as well as those of future generations.

Table 1.1. Main institutional developments for SDG implementation in nine OECD countries

	Strategic framework	Coordination mechanisms and institutions	Specific cross-sectoral action plans	International co-operation
Estonia	The Estonian Sustainable Development Strategy 'Sustainable Estonia 21' (reviewed in 2016) The Sustainable Development Act (1995)	Inter-ministerial working group led by the Government Office Strategy Unit		The new Strategy for Estonian Development Cooperation and Humanitarian Aid 2016-2020
Finland	'The Finland we want 2050. Society's commitment to Sustainable Development' (updated in 2016)	Coordination Secretariat in the Prime Minister's Office (created in 2016) Inter-ministerial coordination network Development Policy Committee National Commission on Sustainable Development Interdisciplinary Sustainable Development Expert Panel	A National Implementation Plan for the 2030 Agenda approved by the Government in February 2017	International Development Policy (updated in 2016) is steered by the 2030 Agenda
France	National Strategy of ecological transition towards sustainable development 2015-2020 National reform program (French transposition of Europe 2020, EU's ten-year jobs and growth strategy)	Inter-ministerial delegate for sustainable development, under the authority of the Prime minister Network of senior officers for sustainable development The Ministry of Environment, Energy and the Sea in close co-operation with the Ministry of Foreign Affairs and International Development Inter-ministerial Committee for International Cooperation and Development Advisory Committee of high-level experts and scientists National Council for Ecological Transition National Council for Development and International Solidarity Economic, Social and Environmental Council	A National Action Plan "1'Agenda France 2030" will be developed	France's Development Strategy and Multiannual Development and International Solidarity Policy Act (2014), have already anticipated the main conclusions of the 2030 Agenda, Addis Ababa Action Agenda and Paris Agreement on climate change
Germany	National Sustainable Development Strategy (revised in 2016)	State Secretaries' Committee for Sustainable Development Parliamentary Advisory Council on Sustainable Development German Council for Sustainable Development (2001)	--	Development Policy and Development Co-operation will take the 2030 Agenda as a guideline
Korea	Third Basic Plan for Sustainable Development 2016-2035 The 140 Government Policy and Governance Tasks The Three Year Plan for Economic Innovation (2014) Framework Act on Sustainable Development (2007)	Commission for Sustainable Development Committee for International Development Cooperation Ministry of Foreign Affairs and Ministry of Environment Special Committee on Sustainable Development with 18 members of the National Assembly (2014) National Assembly UN SDGs Forum (2014)	--	Master Plan for President's Initiatives for Development Cooperation (to support SDGs at the international level) Second Mid-term ODA policy 2016-2020 Strategy for Implementing Humanitarian Assistance Multilateral Cooperation Strategy

Table 1.1. **Main institutional developments for SDG implementation in nine OECD countries** (cont.)

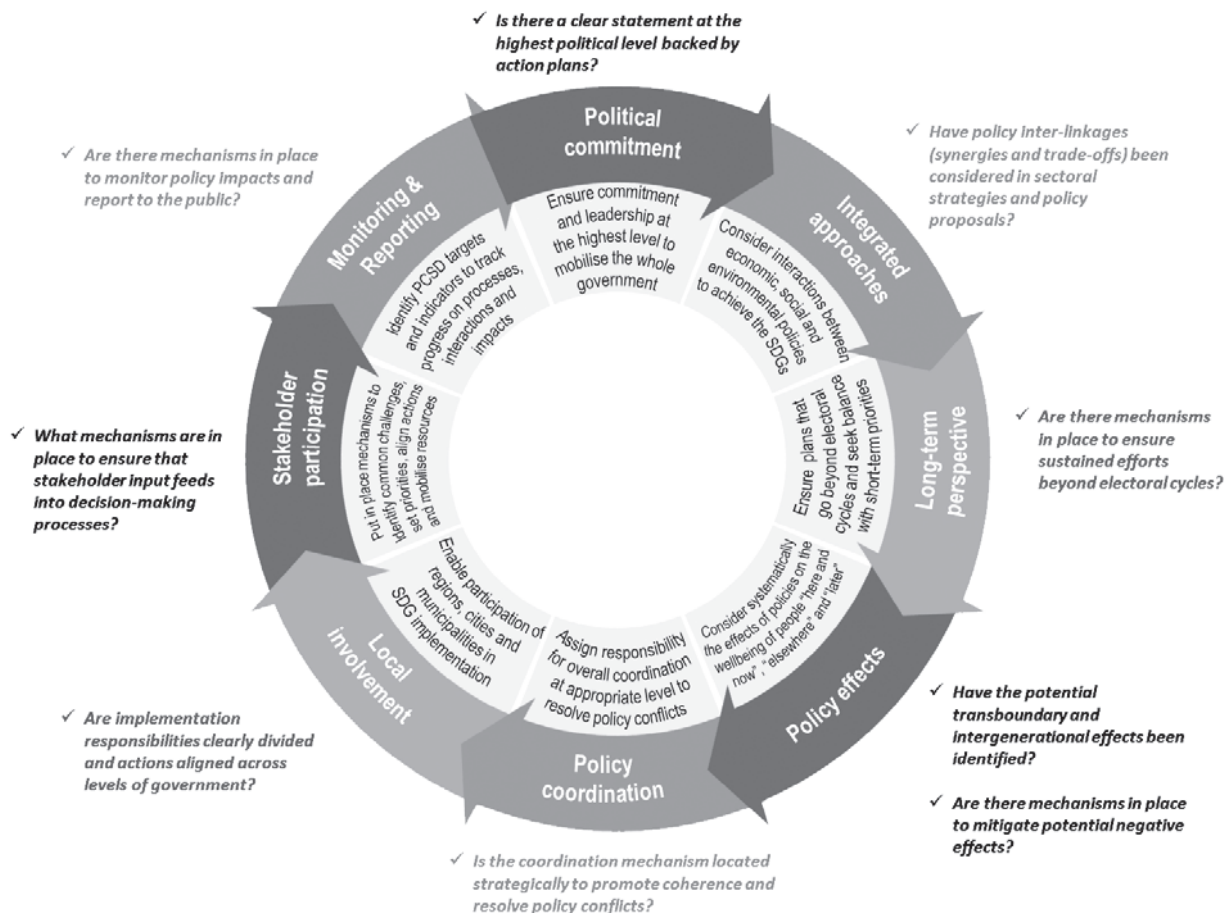
	Strategic framework	Coordination mechanisms and institutions	Specific cross-sectoral action plans	International co-operation
Mexico	National Development Plan 2013-2018 Specialised programmes Ongoing structural reforms	High Level Council for the achievement of the SDGs chaired by the Office of the President (to be created) Specialized Technical Committee on the Sustainable Development Goals (created in 2016) Specialised cabinets in the Office of the President 18 inter-Secretariat Commissions	National Strategy to implement the 2030 Agenda (pending)	The Program of International Cooperation for Development by law should guarantee coherence with international agreements, such as the 2030 Agenda. The Mexican Development Co-operation Agency (AMEXCID) adjusted its information systems to identify each development co-operation project with the SDG it intends to contribute to.
Norway	2030 Agenda	Ministry of Finance and coordinating ministries The Storting (Norwegian parliament) Inter-ministerial contact group led by the Ministry of Foreign Affairs	Plan for national follow-up of the SDGs	
Switzerland	Switzerland's Sustainable Development Strategy 2016-2019 Swiss Foreign Policy Strategy 2016-2019	Federal Council Inter-departmental Sustainable Development Committee Inter-ministerial task force for the 2030 Agenda and Addis Ababa Action Agenda Federal Office for Spatial Development and Swiss Agency for Development and Cooperation	A report formulating recommendations for Switzerland's implementation of the 2030 Agenda will be presented to the Federal Council by early 2018.	Dispatch on Switzerland's International Co-operation 2017-2020.
Turkey	10th National Development Plan 2014-2018 and Primary Transformation Programs 11th National Development Plan	High Planning Council Ministry of Development (contact point) Sustainable Development Coordination Commission led by the Ministry of Development Turkish Co-operation and Co-ordination Agency (TIKA) TurkStat	Annual Program 2016 Annual Program 2017 (SDGs were incorporated)	Legal Framework on Development Cooperation (2011)

The PCSD Framework (OECD, 2016), which has been updated and adapted to the vision and principles of the 2030 Agenda, aims to assist countries in updating current institutional mechanisms, processes and practices towards policy coherence with a view to ensuring they are “fit for purpose” for SDG implementation. The following eight elements (Figure 1.1), which are included in the guidance of the PCSD Framework, were selected as key building blocks for enhancing coherence in SDG implementation on the basis of the principles of the 2030 Agenda, of lessons learned and of good practices collected by the OECD over the years:

1. **Political commitment and leadership** – to guide whole-of-government action and translate commitment on SDGs into concrete and coherent measures at the local, national and international levels.
2. **Integrated approaches to implementation** – to consider systematically inter-linkages between economic, social and environmental policy areas as well as ensure consistency with international engagement before making decisions.

3. **Intergenerational timeframe** – to make informed choices about sustainable development considering the long-term impact of policy decisions on the well-being of future generations.
4. **Analyses and assessments of potential policy effects** – to provide evidence on the potential negative or positive impacts on the well-being of people at the domestic level and in other countries, and inform decision-making.
5. **Policy and institutional coordination** – to resolve conflicts of interest or inconsistencies between priorities and policies.
6. **Local and regional involvement** – to deliver the economic, social and environmental transformation needed for achieving the SDGs and ensure that no one is left behind.
7. **Stakeholder participation** – to make sure that SDGs are owned by people, diverse actions are aligned, and resources and knowledge for sustainable development mobilised.
8. **Monitoring and reporting** – to better understand where there has been progress, or lack of it and why, and where further action is needed.

Figure 1.1. The eight building blocks of policy coherence for sustainable development



Source: OECD PCD unit.

Political commitment and leadership at the highest level

Political commitment is an essential foundation to enhance policy coherence for SDG implementation. It needs to be clearly stated at the highest level and backed by a strategic framework, action plans, policies, legislation, instructions and incentives to better enable the whole government to pursue a national SDG agenda coherently. It entails specific measures to integrate the SDGs within the mandate of each national institution. Strong political leadership is needed to shape the national debate on how to take the SDGs forward, build ownership across institutions and actors, and ensure that policies in different areas do not conflict with or undermine each other.

Estonia, Finland, France, Germany, Mexico, Norway, Korea, Switzerland, and Turkey (the nine OECD countries covered in this chapter) have clearly shown strong political commitment to the 2030 Agenda and SDGs. These countries are currently in the process of developing strategic frameworks and defining priorities according to their national contexts and needs. This is a way to emphasise commitment and the significance for all policy areas. Similarly, the fact that these countries have volunteered to participate in the 2016 national reviews at the first high-level forum held since the adoption of the 2030 Agenda, provides an indication of their commitment.

Some of these countries are focusing on updating and aligning existing national sustainable development strategies or plans as a starting point for implementation – Estonia, Finland, Germany, Korea, and Switzerland (Box 1.1). In most cases these strategies or plans were originally formulated after the 1992 Rio Conference and they have been periodically revised over the years.

Box 1.1. Aligning strategic frameworks with the 2030 Agenda and SDGs

Estonia - The Estonian Sustainable Development Commission has launched a review of the Estonian national sustainable development strategy “Sustainable Estonia 21” in the light of the 2030 Agenda. The analysis will be completed in autumn 2016, providing recommendations regarding the renewal of the national sustainable development strategy and its implementation mechanisms.

Finland - The latest strategy for sustainable development (*The Finland we want 2050. Society’s Commitment to Sustainable Development*) originally adopted in 2013 was updated in April 2016 to be in line with the 2030 Agenda for Sustainable Development.

Germany - The National Sustainable Development Strategy formulated in 2002 will provide the framework for implementing the SDGs. Work on revising it in the light of the 2030 Agenda’s ambition and goal structure was completed in autumn of 2016. The draft is currently being discussed in consultations with non-governmental stakeholders and further governmental actors (parliaments, federal states, local authorities).

Korea - The Third National Basic Plan for Sustainable Development 2016-2035, which represents Korea’s long-term commitment to sustainable development, was established in January 2016.

Switzerland - The Sustainable Development Strategy (SDS) was renewed in January 2016. The new SDS 2016-2019 describes the contribution Switzerland will make to implementing the 2030 Agenda and to achieving the SDGs, while setting out the Federal Council’s policy priorities for sustainable development in the medium-to-long term. The aim in the future is to align the strategy as comprehensively as possible with the 2030 Agenda.

Source: OECD PCD unit.

Mexico and Turkey have integrated sustainable development elements into existing national development plans, and both countries are considering using their national plan as an overarching framework to guide government-wide policies and actions. In **Mexico**, in an earlier stage of implementation, an analysis of the National Development Plan, national and specialised programmes, and ongoing structural reforms was conducted to identify ways to align them with the SDGs. The National Development Plan is considered a central instrument for aligning and ensuring coherence of the sexennial public policy and the SDGs. In **Turkey**, the SDGs were integrated into the 2016 Annual Program, including the Addis Ababa Process. In the Program, it is emphasised that Turkey's development policies mirror the global shift to sustainable development, with priority given to all three of its dimensions. As a first step towards integrating the SDGs into national policies, a stocktaking analysis study will be conducted to determine Turkey's current status in terms of the SDGs. In addition, Turkey is currently in the process of preparing the long-term strategic vision for the 11th National Development Plan and intends to take the SDGs as one of the main inputs.

Finland, France, Norway and Switzerland are developing specific action plans for the 2030 Agenda implementation, in addition to their strategic frameworks (Box 1.2). Mexico is also considering the creation of a National Strategy to implement the 2030 Agenda, aligned with existing national strategies. Developing a specific time-bound action plan, with clearly identified objectives that encompass all government policies is fundamental to translate political commitment into action.

Box 1.2. **Developing specific action plans for SDG implementation**

Finland - A National Implementation Plan for the 2030 Agenda will be drawn up by the end of 2016. Many elements of the National Implementation Plan have already been set. For example, the Government has updated its development policy so that it takes the 2030 Agenda as a starting point.

France - A national action plan for sustainable development goals will be developed with input from all stakeholders at each stage (definition, implementation, monitoring and evaluation, and regular reviews). The national action plan will be based on shared vision, government measures and public policy guidelines for sustainable development, assistance to stakeholders in their fields of activity, especially economic actors, citizens' ownership of the SDGs, rollout at all levels (national, regional and local), international actions, especially with the European Union, the International Organisation of the Francophonie and the United Nations.

Norway - The government has developed a plan for national follow-up of the SDGs in Norway, which is linked to the budget process.

Switzerland - the Sustainable Development Strategy 2016-2019 consists of a concrete action plan structured into nine thematic areas: consumption and production (SDG12); Urban development, mobility and infrastructure (SDGs 9 and 11); Energy and climate (SDGs 7 and 13); Natural resources (SDGs 2, 6, 14 and 15); Economic and financial systems (SDGs 8, 10, 16, and 17); Education, research and innovation (SDG4); Social security (SDGs 1 and 16); Social cohesion and gender equality (SDG5, 10 and 16); and Health (SDG3).

Source: OECD PCD unit.

Some countries have made explicit commitments to PCSD, either as part of their overall national strategy or of development co-operation plans (Box 1.3). A clearly stated commitment on PCSD, widely communicated within and outside the government, is a precondition for operationalising policy coherence. Providing specific guidance on how to proceed on PCSD across the administration is equally important.

Box 1.3. **Explicit commitments to policy coherence**

Estonia - Estonia plans to map the coherence of diverse policy areas with the development co-operation goals by 2017. The purpose is to increase awareness among decision makers and better connect other policy areas with the goals of development co-operation during the period of 2016-20. The initial framework for Estonian policy coherence will be established by 2020 in co-operation with strategic partners.

Finland - On 1 January 2016, the coordinating secretariat of the Commission on Sustainable Development was transferred from the Ministry of the Environment to the Prime Minister's Office with the aim to highlight the strengthening of policy coherence and the equitable and integrative implementation of the various dimensions of sustainable development in Finland during the Agenda 2030 era.

France - The government has made policy coherence a priority of its development and international solidarity policy under the Act of 7 July 2014. The action of French development policy operators is guided by a number of principles, including gender, social and environmental dimensions, and fair trade.

Germany - The government has highlighted the fact that Germany's updated National Sustainable Development Strategy contributes to the further enhancement of policy coherence for sustainable development within the Federal Government and requires efforts to implement the SDGs in all policy areas.

Norway - In its policy coherence efforts, Norway will seek to build peace and stability in situations of fragility; to address the root causes of poverty, migration and conflict; to protect the environment; and to promote human rights and good governance (SDG16).

Switzerland - The Sustainable Development Strategy (SDS) 2016-2019 adopted by the Federal Council in January 2016 underlines the need for sustainable development to be a coherent feature of all policy areas. The Sustainability guidelines, as part of the SDS, include criteria to improve coherence and coordination between policy areas.

Turkey - The Ministry of Development, which is in charge of the National Development Plans of Turkey, will follow a policy coherence approach at the center of the implementation process of SDGs. Given the coordination role of the Ministry of Development and the overarching importance of national development plans in the policy-making process in Turkey, the task of implementing SDGs will be fulfilled by all ministries. The distribution of responsibilities for implementation will support the integration of SDGs into all relevant strategy and policy documents at central and local levels. The Ministry of Development, as the coordinating body responsible for developing national plans, programs and investment budgets, will closely monitor the whole process and ensure vertical and horizontal policy coordination.

Source: OECD PCD unit.

A key challenge for governments going forward is to raise public awareness and create ownership of the SDGs. The public should understand the nature of the new sustainable development agenda, the economic, social and environmental challenges that we are all confronted with, the need to address them in an integrated and coherent manner, and the impact of our current behaviour (production and consumption patterns). The implications of economic, social and environmental sustainability need to be brought into the general policy debate and into sectoral policy agendas. The vision, principles and operational objectives for implementing the SDGs need to be well understood by the public, politicians, public organisations and across levels of government.

Integrated approaches to implementation

The integrated nature of the Sustainable Development Goals calls for policies – both domestic and international – that systematically consider inter-linkages between the economic, social and environmental spheres. Implementing the SDGs requires governments to be able to work across policy domains, and adopt more integrated and coherent approaches to sustainable development. Such policy coherence is critical to ensure that progress achieved on one goal (e.g. SDG on water) contributes to progress on other goals (e.g. SDG on food security or SDG on health or SDG on sustainable cities). It is also essential to avoid the risk that progress achieved on one goal occurs at the expense of another goal.

Past experiences with implementation of National Sustainable Development Strategies (NSDS) emerging as part of the Agenda 21 signed at the Rio Earth Summit in 1992, have shown that the integration of the three dimensions (economic, social, and environmental) of sustainable development is one of the most difficult balances to achieve. In practice, most NSDS had a greater focus on environmental issues, with attempts made to integrate economic and social aspects. Sustainable development was mainly perceived as an environmental issue not an integrated concept, and NSDS were often led by the environment ministry with a focus on the domestic setting.

With the adoption of the 2030 Agenda, governments are starting to embrace all dimensions of sustainable development in a more integrated and balanced manner (Box 1.4). In **Korea**, for example, the Third Basic Plan for Sustainable Development 2016-2035 has expanded its scope to encompass economic and social development goals, including: health and well-being (SDG3), education (SDG4), gender equality (SDG5), good jobs and economic growth (SDG8), inequality (SDG10), and sustainable cities and communities (SDG11). Additionally, the government is working to harmonise policies and mainstream the SDGs so that they can address interlinked and indivisible goals and targets with full attention given to trade-offs, inter-linkages and complementarities between social, economic and environmental goals.

In **France**, the Multiannual Development and International Solidarity Policy Act, passed in July 2014, focuses on the different dimensions of sustainable development (economic growth, poverty eradication and protecting the planet). It stresses the need for an integrated approach and involves non-governmental actors in the definition of action priorities. In **Turkey**, a task force within the Ministry of Development composed of experts in relevant areas has been assigned to integrate the SDGs into public documents at all levels, including the National Development Plan, regional plans, annual programs, and sectoral strategies.

Box 1.4. Integrating the dimensions of sustainable development in a balanced manner

Finland - Finland's national policy has integrated the three dimensions of sustainable development by developing the related concepts, tools and indicators, sustainable development strategies and multilateral forums to ensure policy coherence, and by expanding the networks of those committed. To ensure an equitable and integrated implementation of the various dimensions of sustainable development during the 2030 Agenda, the coordinating secretariat of the Commission on Sustainable Development was transferred in January 2016 from the Ministry of Environment to the Prime Minister's Office.

Germany - The National Sustainable Development Strategy (NSDS) provides practical guidance on how the principle of sustainability should be translated into the work of the German Government. In the revision of the NSDS, the German Government has placed particular emphasis on addressing the three dimensions of sustainable development – social, environmental and economic – in a balanced manner.

Norway - The government has decided to use the budget process as a mechanism for policy integration and coherence. Each of the 17 SDGs has been identified for follow up by the respective ministries that are mainly responsible for the goal in question. Each of these ministries is required to coordinate with other ministries involved in the follow-up of the various targets relevant to each goal, and to submit an account in its budget proposal on the status of follow-up for its respective goal(s).

Switzerland – Guidelines on sustainability policy, as part of the Sustainable Development Strategy 2016-2019, explain how the Federal Council intends to mainstream sustainable development in all the Confederation's sectoral policies (take responsibility for the future; balanced consideration of the three dimensions of sustainable development; incorporate sustainable development into all areas of policy; improve coherence and coordination between policy areas; forge sustainable development partnerships).

Source: OECD PCD unit.

Intergenerational timeframe

A basic principle of sustainable development is to balance the needs of current and future generations. This calls for a long-term perspective in policy-making to consider systematically the effects of today's decisions on the well-being of future generations, as reflected in the preamble of the 2030 Agenda for Sustainable Development. This means that the well-being of future generations depends on the stock of assets the current generation leaves behind. These include: economic capital (physical, knowledge, financial); natural capital (energy and mineral resources, land and ecosystems, water, air quality and climate); human capital (labour, education, and health); and social capital (trust and institutions). The intergenerational perspective required for implementing the SDGs entails strategic choices for the longer term and capacities to maintain commitment over time.

In many cases, the time frame of governments' plans or strategies is too short to take into account intergenerational and long-term considerations. A key challenge is to ensure that sustained efforts on SDG implementation go beyond electoral cycles, government programmes or cabinet compositions, and seek a balance with short-term challenges that often take priority.

To this end, some countries are applying timeframes of 20 or 30 years to their national strategies (Box 1.5), as well as specific measures to incorporate intergenerational considerations. In **Finland**, for example, the term of the National Commission on Sustainable Development has been changed explicitly to overlap rather than follow the four-year electoral cycle. The term of the current Commission will extend until the end of 2019. The purpose is to ensure that the Commission's tasks are not excessively tied to Government programmes and that it can consider key long-term sustainable development issues.

Box 1.5. Incorporating intergenerational considerations

Finland - The *Finland we want by 2050. Society's Commitment to Sustainable Development* provides a long-term framework that promotes policy coherence in the strategic and work programmes of various administrative sectors and societal actors. The aim is to ensure that future Government Programmes, reviews and budget preparations include the principles and objectives of the Society's Commitment to Sustainable Development.

Korea - The *Third Basic Plan for Sustainable Development* represents Korea's long-term commitment to sustainable development and platform to implement the SDGs. It provides a vision for the harmonious development of the environment, society and economy covering four overarching areas that should remain valid for the next 20 years.

Switzerland - Switzerland's *guidelines on sustainability policy*, as part of the Sustainable Development Strategy 2016-2019, emphasise the need to take responsibility for the future. The guidelines state that responsibility for the future means promoting the principles of prevention, "producer pays" and liability as the essential framework for sustainable, long-term economic, environmental and social action at all levels.

Source: OECD PCD unit.

Analyses and assessments of potential transboundary effects

Improving understanding on how policies pursuing sustainable development and the well-being of citizens in one country may affect the well-being of citizens of other countries is fundamental to enhance coherence in SDG implementation. This refers to the international dimension of sustainable development. A country may affect other countries via various channels: financial flows/income transfers (ODA, remittances, loans); imports/exports of goods and services (economic activities "here" will impact on natural resources "elsewhere"); migration ("brain-drain"); and knowledge transfers.

Strengthening analytical capacity for policy coherence is essential in order to better understand how patterns of consumption and production in one particular country affect the ability of other countries to achieve the SDGs. For example, the extent to which a country is depleting stocks of natural resources (water, land, etc.) in other countries, or the extent to which the terms of trade undermine other countries' ability to develop sustainably. Analysis on transboundary impacts is not only fundamental for assessing how policies are performing in terms of sustainability, but also for helping policy-makers refine or re-prioritise policy objectives. Some countries are working on ways to assess the impacts of policies on sustainable development elsewhere in a more systematic fashion, as part of their implementation processes (Box 1.6).

Working towards the adoption of broader forms of impact assessment is essential for ensuring an effective interface between domestic and international policies for sustainable development. Some countries are planning to take specific measures to bridge the gap

between domestic and international dimensions of sustainable development as part of their implementation processes. In **Finland**, with the launch of the national implementation process, the National Commission on Sustainable Development and Development Policy Committee have stepped up co-operation, since it is considered essential that Finland implement the SDGs at both national and international level, under a single national implementation plan. Development policy and development co-operation are considered key instruments in the external dimension of national implementation.

Box 1.6. Considering transboundary impacts

Finland – The *Development Policy Committee* supports decision-making in various policy sectors that impact on developing countries. The government recognises that national implementation should include elements which involve both an internal and external dimension, such as rendering consumption and production methods more sustainable, trade policy or engaging in actions that combat climate change – areas where domestic policy has an impact abroad.

Germany - The government aims to contribute to the achievement of SDGs, both in its national policies and internationally. It is therefore considering its involvement in terms of the impact on three levels, with regard to: (i) implementation and impact in Germany; (ii) impacts on other countries and on global public goods, i.e. on global well-being (worldwide impacts – e.g. from trade or climate policy), and (iii) supporting other countries (international co-operation policy).

Switzerland - The *guidelines on sustainability policy* that are used in the Swiss ‘Sustainable Development Strategy 2016-2019’ state that the various sectoral policies must form a coherent whole on both the domestic and foreign policy fronts. Important policy decisions must be based on proposals whose economic, social and environmental impacts are evaluated transparently at an early stage in order to optimise state action.

Source: OECD PCD unit.

Similarly, **Germany** has placed particular emphasis on clearly outlining the global impact of national policies through closer consideration of the international dimension. In **Korea** the Ministry of Foreign Affairs and the Ministry of Environment have coordinated inter-ministerial meetings and conducted initial reviews to identify national priorities for domestic and international implementation of the SDGs. In **Switzerland** the Federal Council’s aim is to align its Sustainable Development Strategy, foreign policy, including international co-operation, and all relevant sector policies with the 2030 Agenda as comprehensively as possible.

Policy and institutional coordination

The implementation of the SDGs goes beyond the responsibility of one line ministry. It requires the active involvement of all policy communities and a wide range of stakeholders that allow for a whole-of-government/whole-of-society approach. Involving and coordinating a wide range of government departments and other stakeholders allows plans or strategies to take a holistic perspective of the issues at stake, give voice to diverse interests, address trade-offs across policy areas, raise public awareness and create ownership.

Appropriate policy coordination mechanisms are essential to enhance horizontal coherence (synergies and inter-linkages) and vertical coherence (from local to national to international) in SDG implementation. Given the potential for conflict among diverse

interests both in the public and the private sector on economic, social and environmental issues, attention needs to be directed towards the following elements: (i) the position of the body responsible for the co-ordination functions throughout the administration, e.g. Centre of Government, ministries of finance, foreign affairs, environment; (ii) the mandates given to the coordinating body to deal specifically with policy divergences or tensions and resolve conflicts of interest, and (iii) the involvement of outside actors as a way to identify common challenges and build ownership of the new agenda.

A good practice adopted in some countries is to assign responsibility for overall coordination to the Prime Minister's office or an equivalent level. The Government Office, which acts as the Centre of Government (CoG) providing daily support to the Head of Government, is an essential institution for securing policy development, policy implementation and co-operation across ministries in support of strategic domestic and international objectives. The CoG is in principle a policy-neutral body in contrast to line ministries or departments, it has a convening power which can influence policy adjustments, as well as coordination expertise and experience in dealing with cross-cutting issues and complex agendas (OECD, 2013).

Estonia, Finland, France, Germany and Mexico have placed responsibility for overall coordination of SDG implementation directly under the Head of Government's office. **Estonia** plans to use the functioning national coordination mechanism for sustainable development which is led by the Government Office Strategy Unit at the central government level. **Finland** has established the Coordination Secretariat in the Prime Minister's Office for national implementation. In **Mexico**, implementation is led by the Office of the President; the government has announced the creation of a new coordination entity: the High-Level Commission for SDG implementation led by the President's office.¹ In **France** inter-ministerial coordination is based on the Prime Minister's authority, and in **Germany** the Federal Chancellery is leading the implementation process with the State Secretaries' Committee for Sustainable Development as a high-level coordination mechanism (Box 1.7).

Box 1.7. Coordination mechanisms at the highest level

Finland - The Prime Minister's Office assumed responsibility for coordinating national implementation in early 2016. A coordination secretariat was established in the Prime Minister's Office, with responsibility for planning, preparing, coordinating and ensuring the national implementation of the 2030 Agenda. The secretariat comprises representatives of the Secretariat General of the Finnish National Commission on Sustainable Development, the Ministry for Foreign Affairs and the Prime Minister's Office.

France - The inter-ministerial delegate for sustainable development, under the authority of the Prime Minister, coordinates inter-ministerial actions through a network of senior officers for sustainable development appointed by each ministry.

Germany - The implementation of the SDGs is being driven by a high-level State Secretaries' Committee for Sustainable Development, headed by the Chancellery with representation from all Federal ministries.

Mexico - The implementation of the 2030 Agenda is led by the Office of the President to ensure commitment at all levels of government. A new High-Level Commission for SDG implementation will be established involving State Secretariats, local authorities and representatives from civil society, academia and the private sector.

Source: OECD PCD unit.

The institutional structure in a decentralised country such as **Switzerland** might require a different approach to enhance policy coherence in SDG implementation. An inter-ministerial task force composed of 16 federal offices was established in 2012 to coordinate Switzerland's position for the Addis Ababa Action Agenda and 2030 Agenda. Since then the inter-ministerial task force has handled coordination within the federal administration. In a transition phase (2016-17), this task force is working to clarify institutional arrangements, processes and responsibilities for SDG implementation within the federal administration.

In Korea, Norway and Turkey responsibility is assigned to key ministries with cross-cutting influence. In **Korea**, the Ministry of Foreign Affairs (MOFA) and the Ministry of the Environment (MOE) have played a leading role in preparations for SDG implementation. These government bodies are respectively in charge of laws, decrees and special committees relating to the implementation of SDGs at home and abroad, such as the Sustainable Development Act, the Commission on Sustainable Development (CSD) and the Committee for International Development Cooperation (CIDC). MOFA and MOE have undertaken research, coordinated inter-ministry meetings and produced comprehensive reports for initial reviews of SDGs implementation in collaboration with academia.

In **Norway**, responsibility for each of the 17 SDGs is given to a coordinating ministry which has to consult with other ministries involved in the follow-up of various targets under the specified goals. Each ministry is to report on the status of follow-up for its respective goal(s) in its budget proposal. The Ministry of Finance will then sum up the main points in the national budget white paper, which is presented to the Storting (Norwegian parliament) annually, along with the state budget. In many countries, the budget is the government's key policy and priority setting document, where policy objectives are reconciled and implemented in concrete terms. As such it has also proven to have a very important role in ensuring policy coherence.

Turkey has a Sustainable Development Coordination Commission (SDCC) led by the Ministry of Development, which is responsible for the preparation of the country's national development plans. The Commission will have a central role in the follow-up and review process of the SDGs. The government is planning to strengthen and expand the SDCC in line with its overall coordinating role, taking into account the comprehensive nature of the 2030 Agenda, notably by increasing the number of its members. The Commission will provide periodical reporting to the High Planning Council, Cabinet and Turkish Grand National Assembly.

Local and regional involvement

The implementation of the SDGs requires enhancing policy coherence across different governance levels. This is critical in an increasingly interconnected world where sustainable development challenges have inextricable global-domestic linkages that need to be managed. Some challenges need to be addressed at the global level (e.g. climate change and other systemic risks); at the national or regional level (e.g. legislative changes or changes in economic, fiscal and trade policy); and at the local level (e.g. specific details on land use; human settlement patterns, or transportation planning).

Local and regional governments are essential for delivering a wide range of public services as well as the economic, social and environmental transformations needed for achieving the SDGs. As the level of government closest to the people, local governments are

in a unique political position to identify and respond to sustainable development gaps and needs. It is widely recognised that a successful implementation of the SDGs will depend on local action in coordination with all other levels of governance.

Some countries plan to build on existing mechanisms that emerged as part of the Agenda 21 process for coordinating national and local implementation. In **Estonia**, local municipalities apply the main principles of sustainable development through the action plans and local legislation adopted during the processes related to Agenda 21. For example, Tartu, Kuressaare, Viljandi and Pärnu have adopted the Agenda 21 action plans. In **Korea**, the Local Sustainability Alliance of Korea, established in 2000 as a nation-wide network of Local Commissions on Sustainable Development, has been a vital institutional platform to ensure the participation of local commissions in policy dialogues for the SDGs at national level. Some other countries are taking steps to foster innovative ways of building ownership and engaging local authorities for SDG implementation (Box 1.8).

Box 1.8. Engaging local authorities

Finland - the government is considering new ways of enabling the participation of regions, cities and municipal administration in the preparation of the national implementation plan. As a first step, regional tours are being planned in co-operation with cities, municipalities, regions, NGOs and signatories of the regional operational commitments to sustainable development. The purpose is to develop co-operation and regional implementation models in the spirit of the 2030 Agenda.

France - the government is considering regional consultative workshops to allow local stakeholders to contribute to the national action plan. As part of this effort, shared local diagnoses could be conducted to identify the assets and challenges facing the French mainland and overseas regions with respect to the 17 SDGs. The regional economic, social and environmental councils could be gainfully associated in these diagnoses.

Germany - the federal government is engaged in regular dialogue with the 16 federal states on the implementation of the 2030 Agenda. Federal states have participated in the new edition of the National Sustainable Development Strategy, and eleven of them already have their own sustainability strategies or are currently working on such a strategy. The contributions of local authorities and rural districts are also supported by the German Government, for example the initiation of municipal partnerships.

Mexico - the Office of the President is developing a strategy to engage local governments and assist them in integrating the SDGs in their public policies. The government has identified existing mechanisms to promote the implementation of the SDGs at the state and municipal levels: (i) the National Governors' Conference with participation of 31 states as well as Mexico City; and (ii) the National Conference of Municipalities of Mexico which brings together 2 456 municipalities.

Source: OECD PCD unit.

In **Norway**, the Government plans to make use of existing mechanisms for co-operation with local and regional authorities, such as the regular consultative meetings between the central government and local authorities. The Norwegian Association of Local and Regional Authorities (KS) is a national members' association for municipalities, counties and public enterprises under municipal or county ownership. Similarly, **Turkey** plans to use existing structures and current high level councils to promote SDGs at the local level.

Coordination and policy coherence between different levels of government, which is critical for SDG implementation, might be more complex in decentralised countries. In **Switzerland**, where subnational authorities – i.e. the cantons and communes – will play a key role in implementation, the federal government considers it critical to integrate sustainable development principles into all levels of government in order to create and increase ownership.

Stakeholder participation

The implementation of the SDGs involves trade-offs between economic, social and environmental objectives, as well as value judgments which cannot be determined by governments alone. Policy coordination mechanisms inside government, while essential, are not sufficient to ensure policy coherence in SDG implementation. Major barriers to policy coherence are strongly rooted in the differing stakeholder perceptions of the issues involved.

Addressing the SDGs in a coherent manner and making sure that the 2030 Agenda is owned by people requires participatory approaches. It entails putting in place mechanisms for dialogue and participation whereby governments and key stakeholders identify common challenges, set priorities, align policies and actions, and mobilise resources for sustainable development. This is the spirit of SDG target 16.7 which calls for “responsive, inclusive, participatory and representative decision-making at all levels”.

Diverse stakeholders – such as international and regional organisations, local authorities, business and industry, civil society, science and academia – have important roles to play ranging from resource mobilisation, the provision of solutions and innovations, change in production patterns and lifestyles, advocacy and accountability to voicing concerns and needs of under-represented communities and regions and helping to ensure accountability. Active stakeholder participation in the formulation, implementation and monitoring of national plans and strategies for SDGs is now an inherent feature of national processes (Box 1.9).

Several countries are reviewing existing participation formats. **France** has set up a multidisciplinary committee of international experts and launched a public consultation to involve civil society organisations, businesses, unions and specialised associations. It is also planning to mobilise territories through consultation workshops and develop a participatory Internet platform to engage all stakeholders and citizens, disseminate good practices, monitor progress and rally coalitions.

In **Germany**, non-governmental stakeholders have been involved in the preparation of the first National Voluntary Report to the HLPF 2016. It was discussed with representatives of NGOs, churches, local authorities, the scientific and academic community, the business community and the trade unions in the dialogue forum on the 2030 Agenda, where these non-state actors had the opportunity to engage in a critical exchange of views with government representatives and to suggest changes to the report. In **Mexico**, the negotiation process for the SDGs and national deliberations contributed to establish a constructive dialogue with civil society organisations. Multiple stakeholders contributed to the official position of Mexico.

Some countries involve stakeholders in national commissions and advisory councils. In **Estonia**, the national Sustainable Development Commission established in 1996, which brings together non-governmental actors, meets four to five times per year to hold thematic discussions on different sustainable development issues, discuss drafts of sustainable

development related strategic action plans before they are adopted by the government and publish focus reports with policy recommendations. In **Finland**, two major multi-stakeholder committees have a key role in the national coordination, implementation and follow-up system: (i) The Development Policy Committee, a parliamentary body, is tasked to follow up on SDG implementation from the development policy perspective, and monitor the implementation of the Government Programme in compliance with development policy guidelines. (ii) The National Commission on Sustainable Development, a Prime Minister-led partnership forum, is tasked with integrating sustainable development into Finnish policies, measures and everyday practices.

Box 1.9. Fostering stakeholder participation

Finland - “The Finland we want by 2050 – Society’s Commitment to Sustainable Development” is a new partnership model that aims at boosting ownership, concrete action, innovative solutions and impact throughout the society. By April 2016, over 240 actors from companies to ministries, schools, municipalities and civil society organisations, as well as individuals had already joined Society’s Commitment by launching their own operational commitments.

Germany - The ‘Charter for the Future’ is a further attempt to involve civil society actors in promoting global sustainable development. Since 2014, open discussions have been held with the involvement of over 100 organisations and initiatives, as well as the public. Recommendations were then compiled in the form of the Charter. The Charter was submitted to the Chancellor, generated impetus to make the new National Sustainable Development Strategy more international in its outlook, and is helping to implement the 2030 Agenda by initiating multi-stakeholder partnerships.

Korea - The Korean Civil Society Network for SDGs was established in June 2016, by a number of local and national CSOs working on a wide range of issues related to the SDGs. The UN Global Compact Korea, composed of more than 280 companies, has been promoting local business practices that are more compatible with the SDGs.

Mexico - The Mexican Agency for International Development Cooperation has launched the ‘Sustainability Alliance’ as a platform for dialogue and action that includes 80 Mexican and multinational companies to exchange information on how to integrate the SDGs into business models and design international co-operation projects around the 2030 Agenda.

Norway - Representatives of indigenous people will be involved in the follow-up of the SDGs through established mechanisms. The indigenous peoples’ assembly, the Sámediggi (Sami Parliament), will be involved through dialogue with the line ministries and formal consultation mechanisms, which have been in place for many years.

Switzerland - A new and comprehensive consultation procedure – the “2030 Dialogue on Sustainable Development” – will seek to involve all relevant stakeholder groups in ongoing processes linked to the Confederation’s sustainable development policy cycle of planning, implementing, monitoring, evaluating and reporting.

Source: OECD PCD unit.

Monitoring and reporting

Successful implementation of the SDGs at the national level requires mechanisms to monitor progress, report to governing bodies and the public, and to provide feedback information for improvement making use of appropriate assessment tools. Monitoring

mechanisms are essential to ensure that strategies or national plans for SDG implementation, as well as sectoral policies, can be adjusted in light of progress, new information, and changing circumstances. Some countries are working to put in place national mechanisms for reviewing progress in SDG implementation (Box 1.10.)

Box 1.10. Putting in place mechanisms for monitoring and reporting

Korea - The National Statistical Office is developing a framework for monitoring nationally relevant SDGs, conducting research on methodologies to improve SDG indicators in terms of scope, and providing technical support for other government agencies to enhance their statistical capacity.

France - Under a parliamentary mission mandate, it has been considered that the ministries' general inspectorates could analyse sector policies conducted in their areas to produce a more detailed public policy evaluation with respect to the SDGs. The findings of these evaluations could form the basis for recommendations and inform the public and civil debate.

Mexico - The government has created the 'Specialized Technical Committee of the Sustainable Development Goals' which is tasked with building an open, transparent and accountable system of statistical information for monitoring the SDGs. The CTEODS is led by the Office of the President, the National Institute of Statistics and the National Population Council of Mexico and involves 25 government agencies. Mexico has also created an open online data platform for sustainable development which provides up-to-date and geo-referenced data at the national, state and municipal level related to the SDGs.

Turkey - The Government intends to develop a review framework that conforms with the UN framework for follow-up and review of the SDGs. National SDG Review Reports are expected to be prepared on a periodical basis in line with the HLPF agenda. The Turkish Statistical Institute (TurkStat) will take on a central role in the monitoring process of the Agenda, based on global SDG indicators. In addition, voluntary monitoring and reporting processes pioneered by the private sector will be encouraged.

Source: OECD PCD unit.

Some countries are adapting and strengthening existing monitoring frameworks. **Finland** is planning to monitor and review progress and achievements on a regular basis to ensure accountability to citizens and the global community. The role of the Finnish Development Policy Committee and the National Commission on Sustainable Development as well as of the National Parliament and all political parties is considered fundamental in this work and is currently under discussion. In **Norway**, following the adoption of the 2030 Agenda, the Government decided that domestic reporting on the SDGs should take place via the budget process.

Structured indicator frameworks are essential to assist in reviewing progress towards the SDGs. Most countries covered in this note have developed sets of indicators associated with their past sustainable development strategies. Some countries are refining their approaches and choice of indicators as they update their national strategies (Box 1.11). Norway, for example, is planning to adapt the indicators that are most relevant to the national context and define other indicators of its own as required to ensure follow-up.

Box 1.11. Refining indicators for monitoring SDG implementation

Finland - The state of and trends for sustainable development in Finland are being monitored and reviewed with the use of 39 national sustainable development indicators. These indicators were identified in 2014 to measure the progress of the eight strategic objectives of Society's Commitment. They will be revised and updated to lend themselves to the follow-up of the 2030 Agenda and thus complement the global sustainable development indicators. A specific Indicator Network, comprising experts from statistics, research, evaluation, policy and stakeholder groups, will be set up for this purpose.

Korea - The National Statistical Office, in collaboration with academia, is currently reviewing existing official statistics and indicators to identify those that are most relevant to global indicators and to establish a national tier system of indicators. The existing main indicators include: the National Key Indicators, the Quality of Life Indicators, the e-Nara Indicators (sectoral key indicators in comparison with other countries), the Sustainable Development Indicators and the Green Growth Indicators. In parallel, Statistics Korea has established the framework for an online platform to promote the exchange of views on indicators among multiple stakeholders.

Switzerland has had a comprehensive sustainable development monitoring system (MONET) in place since 2003. Its 73 regularly updated indicators give an overall picture. The system's reference framework has been amended to take into account the SDGs and the SDS. The current legislative period will bring further expansion to allow the MONET system to measure the implementation of the SDGs along a significant choice of indicators, amongst others those recommended by the UN Statistical Commission in March 2016. It will thus lay the foundation for both national and international reporting.

Turkey - Since 2000, Turkey has already developed a national sustainable development indicator set, composed of 132 indicators under ten categories. Turkey is going to further develop its current set by taking into account the results of the UN Statistics Division's work on a global framework for common monitoring and the national priority lists of SDGs. TurkStat plans to initiate a study for analysing the data gaps and further studies on building the capacity to monitor and fill those gaps.

Source: OECD PCD unit.

Some countries are planning to develop new indicators. In **Estonia**, the Statistics Office has conducted an initial overview of 231 global sustainable development indicators and approximately 14% of the indicators are measurable right now. The renewal of sustainable development indicators started in 2016. The aim is to include indicators that help to measure achievements in the fields covered by the SDGs. It will allow the next indicator-based reports on sustainable development to provide information about performance regarding Estonian sustainable development goals and global SDGs. A new list of indicators will be established in co-operation with an inter-ministerial working group, the Estonian Statistics Office and the Estonian Sustainable Development Commission.

In **France**, the French National Institute of Statistics and Economic Studies (INSEE) is already conducting a feasibility study with all the ministries' statistical departments on their production at national level. The government statistics system should be able to produce just over half of the indicators (given or comparable definition) in the short to medium term. The indicators could be transposed nationally. In **Germany**, suitable indicators have yet to be defined; however, the intent is to develop these indicators. The Federal Statistical Office publishes an independent report on the status of the sustainability indicators once every

two years. In **Mexico**, by June 2016, the National Institute of Statistics (INEGI) mapped out the 230 global indicators and matched 180 of them with the different government agencies responsible for each. During the second half of 2016, INEGI organised working groups to define national indicators.

A key challenge for most countries is to develop, as part of their monitoring systems, ways to track progress on policy coherence. This entails identifying and developing qualitative and quantitative indicators to: (i) capture functions and capacities to formulate coherent policies (i.e. institutional mechanism for coherence); (ii) illustrate and make clear, to policy makers and the public alike, the synergies and trade-offs between economic, social and environmental values; and (iii) to assess the transboundary as well as the long-term impacts of current policy decisions.

Note

1. An analysis of the diverse existing coordination mechanisms that could support the implementation of the SDGs has been conducted by the Mexican government with the support of UNDP. The Office of the President of Mexico has five Specialised Cabinets which were established to address each of the core areas of the National Development Plan (Mexico in Peace, Inclusive Mexico, Mexico with Quality Education, Prosperous Mexico, and Mexico with Global Responsibility). These cabinets are composed by Secretariats of State that address the national priorities of every item of the National Development Plan. In addition, an analysis of the potential alignment of the 18 inter-Secretariat Commissions with the 169 targets was conducted by the Office of the President with the support of the UNDP.

References

- Confédération Suisse (2016), "Switzerland's initial steps towards the implementation of the 2030 Agenda for Sustainable Development", report to be presented at the High-Level Political Forum on Sustainable Development, New York, July 2016. https://sustainabledevelopment.un.org/content/documents/10617Full%20Report%20HLPF%202016_Switzerland_EN%20fin.pdf.
- Federal Government, Germany (2016), "Report of the German Federal Government to the High-Level Political Forum 2016": https://sustainabledevelopment.un.org/content/documents/10686HLPF-Bericht_final_EN.pdf.
- Gobierno de la Republica. Mexico (2016), "Implementing the 2030 Agenda and the Sustainable Development Goals in Mexico. Proposals for achievement: from commitments to results", Mexico, July 2016. <https://sustainabledevelopment.un.org/content/documents/10762Brochure%20on%20SDGs%20implementation%20in%20Mexico.pdf>.
- Government Administration Unit, Finland (2016), *National Report on the Implementation of the 2030 Agenda for Sustainable Development, FINLAND*, Prime Minister's Office Publications 10/2016, Helsinki. https://sustainabledevelopment.un.org/content/documents/10611Finland_VNR.pdf.
- Government Office, Republic of Estonia (2016), *Review on the Implementation of the 2030 Agenda in Estonia*. <https://sustainabledevelopment.un.org/content/documents/10647estonia.pdf>.
- Ministry of Development, Republic of Turkey (2016), "Report on Turkey's initial steps towards the implementation of the 2030 Agenda for Sustainable Development to be presented at the High-Level Political Forum on Sustainable Development", Ankara, July 2016. <https://sustainabledevelopment.un.org/content/documents/107102030%20Agenda%20Turkey%20Report.pdf>.
- Norway (2016), "Initial Steps towards the implementation of the 2030 Agenda. Voluntary National Review presented at the High-Level Political Forum on Sustainable Development (HLPF)", New York, July. <https://sustainabledevelopment.un.org/content/documents/10692NORWAY%20HLPF%20REPORT%20-%20full%20version.pdf>.
- OECD (2016), *Better Policies for Sustainable Development 2016: A New Framework for Policy Coherence*, OECD Publishing, Paris. <http://dx.doi.org/10.1787/9789264256996-en>.
- OECD (2013), *Centre Stage: Driving Better Policies from the Centre of Government*, OECD, Paris. www.oecd.org/gov/Centre-Stage-Report.pdf.

- République Française (2016), “Report on the Implementation by France of the Sustainable Development Goals on the occasion of France’s national voluntary review to the United Nations High-Level Political Forum on Sustainable Development”, New York, July 2016. <https://sustainabledevelopment.un.org/content/documents/10726Report%20SDGs%20France.pdf>.
- The Government of the Republic of Korea (2016), “Year One of Implementing the SDGs in the Republic of Korea: From a Model of Development Success to a Vision for Sustainable Development”. [https://sustainabledevelopment.un.org/content/documents/10632National%20Voluntary%20Review%20Report%20\(rev_final\).pdf](https://sustainabledevelopment.un.org/content/documents/10632National%20Voluntary%20Review%20Report%20(rev_final).pdf).
- UNDESA (2016), *Synthesis of Voluntary National Reviews 2016*, UNDESA Division for Sustainable Development. https://sustainabledevelopment.un.org/content/documents/126002016_VNR_Synthesis_Report.pdf.
- UN ECOSOC (2016) E/HLPF/2016/8, “Report of the high-level political forum on sustainable development convened under the auspices of the Economic and Social Council at its 2016 session”, www.un.org/ga/search/view_doc.asp?symbol=E/HLPF/2016/8.
- UNGA (2015) A/70/L.1, “Transforming our world: The 2030 Agenda for Sustainable Development”. www.un.org/ga/search/view_doc.asp?symbol=A/70/L.1&Lang=E.

Chapter 2

Implementing the 2030 Agenda nationally

In this chapter, 16 countries share their experiences on how they are promoting policy coherence for sustainable development (PCSD) at the national level and, more specifically, how the eight building blocks for PCSD are being applied to ensure coherent SDG implementation. Their inputs, which were submitted in response to an informal and voluntary questionnaire, show that there is no single blueprint for enhancing policy coherence. Countries are moving forward in different ways, adapting their institutional mechanisms; engaging a wide range of stakeholders; improving co-ordination across policy communities and levels of government; and developing appropriate monitoring and reporting systems. The mutual exchange of experiences can help countries to strengthen and improve their performance at different stages of SDG implementation.

Introduction

Chapter 2 showed how countries presenting their Voluntary National Reviews (VNRs) at the High-Level Political Forum on Sustainable Development (HLPF) in July 2016 are aligning their national strategies, adapting institutional frameworks and shifting policies for achieving the Sustainable Development Goals (SDGs). These efforts also revealed a wide variety of starting points and implementation paths. Drawing on lessons from the first year of implementation, the chapter identified good institutional practices, as well as challenges, for enhancing policy coherence for sustainable development as called for by SDG target 17.14. These good practices were then articulated according to eight elements from the PCSD Framework, which are considered key building blocks for ensuring a coherent national strategy and integrated implementation of the SDGs: 1) political commitment and leadership; 2) integrated approaches to implementation; 3) intergenerational timeframe; 4) analysis and assessments of potential policy effects; 5) policy and institutional co-ordination; 6) local and regional involvement; 7) stakeholder participation; and 8) monitoring and reporting.

In this chapter, 16 countries share their experiences on how they are applying PCSD at national level, and more specifically, how the eight elements for PCSD set out above are being applied to ensure coherent SDGs implementation. Although countries are still at an early stage in implementing the SDGs and in applying a PCSD lens, a key lesson is that there is no single blueprint for enhancing policy coherence in SDG implementation. There are clear efforts, however, to move forward in sometimes innovative ways: adapting institutional mechanisms fit for purpose, raising awareness of the SDGs by engaging a wide range of stakeholders, improving co-ordination across policy communities and levels of government, and developing appropriate monitoring and reporting systems. A common challenge appears to be to balance the social, environmental and economic dimensions of sustainable development as called for by the 2030 Agenda. Another important challenge is to continue to strengthen effective development co-operation while also seeking to impact upstream on the domestic policy making process with a view to identifying potential synergies and trade-offs, and avoiding unintended consequences with global impact. Through the mutual exchanges of experiences and discussions on what works and what does not, countries can improve the content of national strategies, strengthen institutional mechanisms, address transboundary impacts and ultimately enhance policy coherence in the implementation of the SDGs.

Austria

Political commitment and leadership

PCD is a legal obligation under the Federal Act on Development Cooperation of 2003, both at national and international level. In the Work Programme 2013-18 the government commits itself to strengthen the whole-of-government approach by working together with Parliament, the federal ministries, NGOs and other partners. The Three-Year Program guiding

Austrian development co-operation from 2016-18 contains a clear commitment to PCD and an overview of instruments; an even stronger commitment will be entailed in the Three-Year Program 2019-21 currently under elaboration.

By decision of the Austrian Council of Ministers on the 12th January 2016, the Austrian Government has requested that all Ministries integrate the SDGs into their relevant programs and strategies and, in case the need arises, that they develop new action plans and measures for coherent implementation of the 2030 Agenda. The SDGs are already reflected in some new policies and programs. The Three-Year Program 2019-21 currently in development will be specifically geared towards incorporating the SDGs.

Integrated approaches to implementation

With regard to SDG implementation, an inter-ministerial working group chaired by the Federal Chancellery and the Ministry of Europe, Integration and Foreign Affairs (MFA) has been established to discuss efficient and successful implementation. This working group will involve the Federal Ministry of Labour, Social Affairs and Consumer Protection, the Federal Ministry of Agriculture, Forestry, Environment and Water Management and the Federal Ministry of Science, Research and Economy, the Federal Ministry of Defence, as well as all the other Ministries affected by the implementation of the 2030 Agenda.

Two inter-ministerial strategic guidelines, the “common strategic guideline on environment and development” and the “common strategic guideline on security and development”, have been elaborated and endorsed by the Council of Ministers.

Several institutionalised inter-ministerial working groups ensure PCD in economic, social and environmental areas. For example, the working group “Environment and Development”, co-chaired by the MFA and the Federal Ministry of Agriculture, Forestry, Environment and Water Management, with a broad participation of other relevant ministries, NGOs and civil society, meets at least four times a year to discuss all relevant policies in the environmental area. Further examples include the inter-ministerial working group ‘Security and Development’, the ‘Platform for Humanitarian Aid’, as well as working groups dedicated to water management and climate finance and the thematic network on ‘Tax and Development’.

Intergenerational timeframe

Intergenerational time frames are being integrated, where applicable, into new national policies and strategies. The MFA is regularly conducting public relations activities to promote the importance of the SDGs and to increase awareness among society.

Analyses and assessments of potential policy effects

The whole-of-government approach is particularly reflected in the MFA’s co-operation strategies at country level and regional level. Regarding the policy level, potential policy effects are being assessed on an ongoing basis in the different working groups and during regular evaluations of the existing inter-ministerial common strategic guidelines. For example, the evaluation of the ‘common strategic guideline on environment and development’, developed by the MFA in co-operation with the Federal Ministry of Agriculture, Forestry, Environment and Water Management as well as the Federal Ministry of Finance, and accepted by the Council of Ministers in September 2009, is being overseen by members of all ministries concerned.

Policy and institutional co-ordination

According to the Federal Act on Development Cooperation of 2003, the MFA is in charge of PCD. The focal point for policy and institutional co-ordination is in the Department of Development Cooperation of the MFA. However, the MFA does not have the competence to resolve conflicts between different policies. On the international level, the MFA is part of the EU expert group on PCD and the OECD National Focal Points Network. On the national level, co-ordination mechanisms include the institutionalised inter-ministerial working groups, committees of the Austrian Development Bank and the Austrian *Kontrollbank* (a specialised institution owned by commercial banks and an important provider of financial services), regular dialogue between ministries, official agencies and Parliament, as well as regular contacts between civil servants and representatives of civil society organisations.

Local and regional involvement

The liaison office of the Laender (Austria's regions) is integrated into the process of developing the Three-Year Program. Furthermore, meetings between Government representatives of the Laender are being conducted annually under the auspices of the MFA. The MFA is also striving to reach the local population through multiple events organised in the course of public relations activities.

Stakeholder participation

All relevant stakeholders, government entities as well as NGOs, the private sector, and academia, have been integrated into the process leading to the Three-Year Program 2016-18 and are being integrated into the development of the new Three-Year Program 2019-21.

Furthermore, all relevant stakeholders have been involved in the process leading to the inter-governmental negotiations as well as to the endorsement of the 2030 Agenda by Heads of State/Heads of Government. Numerous national policy frameworks and positions rely on well-established multi-stakeholder advisory groups and a broad consultative process.

Monitoring and reporting

Monitoring and reporting activities are provided for by the Three-Year Program 2016-18. A result-driven approach is thereby paramount and will be further strengthened in the Three-Year Program for 2019-21. In the course of the elaboration process of the new Three-Year Program, a new reporting system will be established.

With regard to the SDGs, the Austrian Parliament and the Austrian Government have the overall oversight for tracking progress made in their implementation. Specialised agencies, such as the Court of Audit and Statistik Austria – the national statistics office – contribute to this task within their mandate.

The inter-ministerial working group on SDGs provides guidance on the drafting of national monitoring reports, according to the reporting requirements, and initiates a priority setting process for the respective reporting period.

Finland

Political commitment and leadership

There is a long tradition and a strong political commitment to promoting sustainable development in Finland. In accordance with the vision put forward by the Government, Finland's competitiveness will be built on high expertise, sustainable development and open-minded innovations based on experimentation and digitalisation.

The National Commission on Sustainable Development – an influential sustainable development forum bringing together key actors in Finnish society, that has been active without interruption for 23 years – was re-appointed for a new four-year term in February 2016. The Commission is chaired by the Prime Minister, with the Minister of Agriculture and the Environment as its Vice-Chair.

Since early 2016, the Prime Minister's Office has been in charge of co-ordinating the national implementation of the 2030 Agenda and the national sustainable development policy. During the year 2016, the Government has worked on a national implementation plan for the 2030 Agenda, and this implementation plan was approved by the Government in February 2017. Finland's development policy – which is an important part of Finland's national response to the new agenda – was updated in February 2016 and is guided by the 2030 Agenda.

Integrated approaches to implementation

Finland's integrated approach to implementation is based on multi-tiered co-ordination among government branches. The sustainable development co-ordination network, consisting of representatives from key Ministries, has been responsible for the co-ordination of sustainable development between various administrative sectors for almost twenty years. Members of the co-ordination network act as contacts and persons in charge of sustainable development within their respective branches of Government. Each member of the network co-ordinates and integrates the views of his or her administrative branch with the national sustainable development plan and sustainable development work. The network convenes around ten times a year. Its duties and composition were reconfirmed in February 2016.

As part of the national implementation plan for the 2030 Agenda, the Ministries were asked to identify the existing policies and measures in Finland that contribute to the implementation of the 17 SDGs and their 169 targets. All goals and targets were subject to the scrutiny of all Ministries, forcing the different branches of government to examine the whole 2030 Agenda in a holistic and integrated way.

The national 2030 Agenda implementation plan gives particular attention to the issue of interlinkages and defines measures that help in identifying interlinkages and coping with possible inconsistencies. New measures introduced in the implementation plan include: annual reporting to the parliament on the work of different government branches in the implementation of the 2030 Agenda; having the 2030 Agenda implementation as a regular item on the agenda of the meetings of State Secretaries; and preparing an overarching review on how the Finnish foreign policy at-large contributes to the implementation of the 2030 Agenda.

The law-making process in Finland includes an impact assessment procedure, which includes economic impact, impact on the work of public officials, environmental impacts and societal impacts. In April 2016, the Government appointed a Legislation Assessment Council for a period of three years. The aim of the Assessment Council is to improve the quality of government proposals' impact assessment and the culture of legislative drafting in general.

Intergenerational timeframe

Finland's main tool for adapting the global goals and targets into national and local objectives and action is called Society's Commitment to Sustainable Development: "The Finland we want by 2050" – adopted in December 2013. It is Finland's long-term inter-generational strategic sustainable development framework with a vision, principles and objectives for transition towards sustainable development. Compared to conventional

national sustainability strategies, the Society's Commitment also contains an implementation mechanism. The strategic part of the Society's Commitment was updated in April 2016 to meet the spirit and ambition of the 2030 Agenda. Its time-frame is up to year 2050.

The term of the National Commission on Sustainable Development overlaps the four-year cycle of Parliamentary elections. The term of the current Commission will extend until the end of 2019. The purpose is to ensure that the Commission's tasks are not excessively tied to Government programmes and that it can consider key long-term sustainable development issues.

The national implementation plan for the 2030 Agenda has two areas of focus: 1) a carbon-neutral and resource-wise Finland; and 2) an equal, equitable and skilful Finland. In addition to these, there are three policy principles that relate to a) the transformative nature of SD policy; b) coherence and global partnerships; and c) ownership and inclusiveness. These areas of focus and principles for the national implementation plan are meant to persist beyond electoral cycles, and thus strengthen the long-term perspective of national sustainable development policy.

An expert panel for sustainable development, comprising eight professors from various scientific disciplines, was established in 2014 to prepare and evaluate the work of the National Commission on Sustainable Development and to highlight the sustainability challenges Finland is facing. The prospect of their work is intergenerational and global, anchoring the political decisions of today to opportunities for future generations.

Analyses and assessments of potential policy effects

Finland has directed significant effort towards policy coherence in support of development at the national level and within the European Union, not forgetting PCD in developing countries themselves.

Finland has gained knowledge in close co-operation with the OECD when experimenting with new coherence tools. One successful OECD co-operation projects was Finland's food security pilot which was carried out as part of Finland's Development Policy programme in 2012-13. It produced an analysis of the links of agriculture, fisheries, environment, trade and development policies on food security, and suggested a set of policy objectives and recommendations to increase coherence of these policies to enhance global food security. These recommendations are being followed up. Furthermore, Finland joined the OECD, ECPDM and the Economic and Social Research Foundation of Tanzania to study food security in the field, in Tanzania, to develop a methodology for assessing the impact of OECD policies on food security at the country level. Another example is Finland's Action Programme for Tax and Development 2016-19. It includes four objectives that concentrate on 1) achieving and implementing international tax rules; 2) strengthening developing countries' taxation capacity and domestic resource mobilisation; 3) increasing civil society's awareness and knowledge on the link between taxation and public services; and 4) ensuring that reliable research and analysis are available. The MFA co-operates in tax and development issues with the Ministry of Finance, Finnish Tax Administration and both local and international organisations.

With the launch of the national implementation process, the National Commission on Sustainable Development and the Development Policy Committee have stepped up co-operation. It is considered essential that Finland implements the SDGs at both national and international level, under a single national implementation plan.

One of the new measures identified in the national 2030 Agenda implementation plan is an annual public “The State and Future of Sustainable Development in Finland” discussion event, where recent trends in Finland in the field of SD are openly discussed based on indicator data and interpretations, and policy recommendations by The National Commission on Sustainable Development and Development Policy Committee, as well as inputs from CSO’s and academia. This event can help in identifying key transboundary policy effects, bringing them into public discussion and informing decision making on such effects.

Policy and institutional co-ordination

The Prime Minister’s Office assumed responsibility for co-ordinating national implementation in early 2016. A co-ordination secretariat was established in the Prime Minister’s Office, with responsibility for planning, preparing, co-ordinating and ensuring the national implementation of the 2030 Agenda. The secretariat comprises representatives of the Secretariat General of the Finnish National Commission on Sustainable Development, the Ministry for Foreign Affairs and the Prime Minister’s Office. In addition to this co-ordination secretariat there is a co-ordination network which consists of representatives from almost all ministries. The co-ordination network has responsibility for co-ordinating sustainable development issues across various administrative sectors. The co-ordination network is well-placed to identify and discuss controversial issues and inconsistencies between policies.

In addition to the working-level co-ordination taking place through the above-mentioned secretariat and co-ordination network, the national 2030 Agenda implementation plan has placed the issue of implementation as a permanent regular item on the agenda of state secretaries’ meetings. This creates a channel for bringing controversial issues into the purview and onto the agenda of the highest-level public servants, and thereon, according to need, onto the agenda of political decision-makers.

Local and regional involvement

The regions and municipalities will play a key role in the implementation of the 2030 Agenda. At their best, cities are drivers of sustainable development and it is important that best practices in this regard be widely disseminated. Many regions and cities in Finland are very advanced in sustainable development, but performance is uneven, and generally more effort is needed.

At the moment, there are two representatives each from the regions, cities and municipal administration in the National Commission on Sustainable Development. In the national implementation plan, local and regional governments are encouraged to update their sustainable development strategies and to include sustainable development into their main policies and strategies. Local and regional governments are also encouraged to use participatory approaches in these strategy processes.

The Agenda 2030 Coordination Secretariat organised two regional road shows on the implementation of the 2030 Agenda in two big cities in Finland during autumn 2016. These events inspired local and regional actors, ranging from local authorities to SMEs and CSOs, to identify measures to advance sustainable development in their own work and daily activities, and in co-operation with others (see below).

Stakeholder participation

“The Finland we want by 2050 – Society’s Commitment to Sustainable Development” is a partnership model that aims to boost ownership, concrete action, innovative solutions and impact throughout society. By the end of 2016, over 400 actors from companies to ministries, schools, municipalities and civil society organisations, as well as individuals, have joined Society’s Commitment by launching their own operational commitments.

There are two major stakeholder committees that have a key role in engaging a wide range of different stakeholders into designing and implementing sustainable development policies: 1) The Development Policy Committee, a parliamentary body, is tasked with following up on SDG implementation from a development policy perspective, and monitoring the implementation of the Government Programme in compliance with development policy guidelines; 2) The National Commission on Sustainable Development, a Prime Minister-led partnership forum, is tasked with integrating sustainable development into Finnish policies, measures and everyday practices.

The committees have also set up a joint “Enterprises and sustainable development” working group, bringing together representatives of Finnish companies and the business environment to implement the 2030 Agenda in Finland and in developing countries. The intention is to move towards concrete action in order to strengthen the commitment of enterprises to the implementation of the 2030 Agenda.

Monitoring and reporting

There is a specific section on follow-up and review in the national Agenda 2030 implementation plan. It aims at increasing accountability and strengthening the role of the Parliament, as well as reinforcing evidence-based decision-making and science-policy interface.

The main elements of the follow-up and review framework are: 1) the decision to include a specific section on the promotion of sustainable development into the Annual Government report to the Parliament; 2) the decision to update national SD indicators so that the policy relevance of annual indicators would increase; 3) to create a mechanism that allows all stakeholders to present their interpretation of underlying causes that have induced changes in the indicator values; 4) to establish an annual open one-day event “The State and Future of Sustainable Development in Finland” where the current state of SD in Finland will be discussed and policy recommendations formulated, based on indicator data and interpretations, inputs from the Scientific Expert Panel on SD, the National Commission on Sustainable Development, the Development Policy Committee and various stakeholders. This event will support the Parliament in its internal discussion on the Annual Government Report, and create a feedback loop to the Government.

In addition to this annual mechanism, the decision has been made to evaluate national SD policy once every four years. The results of an independent evaluation will come out in the year of Parliamentary elections so that it may support the discussions on national policies during the election campaigns, and also give the next government independent and evidence-based information on the performance of SD policies. This information is crucial for the next government, as it updates the national 2030 Agenda implementation plan at the beginning of its term.

Germany

Political commitment and leadership

Germany has a National Sustainable Development Strategy in place since 2002. The Strategy has established a sophisticated “sustainability architecture” and mechanisms for its monitoring and regular revisions; it forms the essential framework for the national implementation of the 2030 Agenda. In order to do so, the Federal Chancellery has led a process to revise and adapt it to the requirements of the transformative 2030 Agenda and its Sustainable Development Goals (SDGs). All ministries, the Parliament, federal states and local level governments, civil society, private sector and academia were involved in this process. The new German Sustainable Development Strategy 2016 was adopted by the federal cabinet and publicly issued on January 11, 2017. It is structured along the SDGs and includes national targets and indicators for all 17 goals. Though the globally agreed targets and indicators serve as orientation for the national set of targets and indicators, the latter displays certain differences so as to better match the specific German context. The revised strategy also considers the global and planetary impact of domestic actions and contributes to resolving global and transformative challenges.

Integrated approaches to implementation

As sustainable development is a guiding principle for all of the German government’s policies, the responsibility for the German Sustainable Development Strategy does not lie with one of the ministries, but with the Federal Chancellery. The German Sustainable Development Strategy formulates goals and measures for key policy fields. Its revision has served to adjust, strengthen and add sustainability-relevant policies to the agenda of all ministries.

In addition and due to the nature of the German federal system, two thirds of the German federal states, the Bundesländer, have their own sustainable development strategies in place or are in the process of developing them. Based on these and the broad and intensive local-agenda-21-process as a follow-up to the Rio-Summit of 1992, local communities are conceptualising ways to implement the strategies in their local contexts and to renew, strengthen and intensify their local sustainability policies.

With regards to international co-operation, the German government is taking the 2030 Agenda as guideline and supports its implementation within its various forms of bilateral co-operation. This includes supporting partner countries in their efforts to adapt national policies to the implementation of the Agenda, to strengthen their resource base through the Addis Ababa Tax Initiative and to contribute to international monitoring and review. In this context, the German government is committed to the broad range of Means of Implementation defined by the Addis Ababa Action Agenda (AAAA), including mobilisation of domestic and private resources as well as the provision of ODA to complement national efforts, especially in the poorest and most vulnerable countries.

In addition, various integrated national strategies focus on SDG implementation. One example of this is the National Programme for Sustainable Consumption, which was elaborated through an inter-ministerial process. Its 174 cross-cutting measures will be implemented by the whole of government, with the involvement of relevant civil society actors. One prominent initiative to promote sustainable patterns of production and consumption at home and abroad is the “Textilbündnis”, an initiative jointly engaged by the government and the private sector, which aims directly at promoting fair value chains and

fair wages in textile producing countries as well as transparent communication to support consumers in their decisions.

Intergenerational timeframe

With regard to SDG implementation, Germany designs intergenerational policy solutions given that the revised German Sustainable Development Strategy is aligned with the 15-year timeframe of the 2030 Agenda. Furthermore, intergenerational timeframes are applied in Germany's main social, economic and environmental policy planning in order to achieve greater positive impact for future generations. Examples are the "Energiewende" and the introduction of the minimum wage. The German government also supports sustainable consumption and production patterns, both in Germany and abroad. In the context of its climate policy, Germany already committed itself to a long-term objective: At the 41st G7 summit at "Schloss Elmau" in 2015 – under the German presidency – the G7 agreed "[...] that deep cuts in global greenhouse gas emissions are required with a decarbonisation of the global economy over the course of this century".

Policy and institutional co-ordination

Within the framework of the German Sustainable Development Strategy, an architecture with various institutions, mechanisms and instruments for its steering, monitoring and regular revisions has been set up. The central steering body is the State Secretaries' Committee on Sustainable Development, chaired by the Head of the Federal Chancellery, which oversees the updating and monitoring of the Sustainable Development Strategy. In addition, the new Strategy considers appointing co-ordinators for sustainable development in every ministry (preferably at the level of directors general). The Parliamentary Advisory Council on Sustainable Development, composed of 17 Members of the Parliament, provides parliamentary advice, and evaluates the sustainability impact assessment of the Federal Government. The sustainability impact assessment of all laws and decrees is a prerequisite for their consideration by the cabinet. The benchmarks for the impact assessment are the targets, indicators and so called management rules of the Sustainable Development Strategy. In order to benefit from external expertise, the German government also put in place the German Council for Sustainable Development in 2001. The Sustainable Development Council advises the Federal Government on all matters relating to sustainable development. Around fifteen individuals from businesses, trade unions, churches, the media, and consumer and environmental associations meet regularly to discuss various aspects of sustainability. They are appointed for three years by the German Chancellor. The Council works independently and tables proposals on how the Strategy should move forward. The government's high-level commitment to the principle of sustainability politically underpins all the efforts contributing to implement the Strategy's goals and ensures an efficient cross-sectoral co-ordination of the whole government's sustainability activities.

In 2009 and 2013, the German Federal Government invited an international peer group to review progress on sustainable development in Germany and make recommendations for strengthening transformation towards a more sustainable society and economy. The government plans to commission a new international peer review.

For the German Federal Government, sustainability requires a holistic, integrated approach. It is only when interdependencies are detected, disclosed and taken into account that long-term, stable solutions to existing problems and conflicting objectives can be formulated.

Economic performance, environmental protection and social responsibility should be combined in a way that enables sustainable decisions, based on all three aspects, to be considered in a global context. The absolute limit is reached when the earth's capacity to sustain life is affected. It is within this framework that the realisation of the various political goals should be optimised.

Stakeholder participation

In preparation for the renewed Sustainable Development Strategy, the German Federal Government organised five dialogue conferences between October 2015 and February 2016 aiming to include the Federal States, the local level governments, civil society stakeholders, academia, the business sector and other experts in the process of revising the National Sustainable Development Strategy. The various stakeholders discussed necessary actions and means for a successful ambitious national implementation of the 2030 Agenda, including the challenge and potential of a closer and more effective multi-stakeholder-co-operation envisaged in the 2030 Agenda. Furthermore, the first draft of the revised German Sustainable Development Strategy was made open to public consultation and thoroughly revised afterwards. The new Strategy now significantly strengthens the government's involvement of and co-operation with non-governmental stakeholders. Inter alia, it establishes a new and regularly "Sustainability Forum" meeting under the auspices of the Federal Chancellery, as well as a group of civil society representatives to closely accompany the work of the State Secretaries' Committee on Sustainable Development.

At the United Nations High-level Political Forum (HLPF) on Sustainable Development in New York in 2016, Germany was one of the first countries to present its Voluntary National Report (VNR) on the implementation of the 2030 Agenda. The VNR was discussed with civil society representatives and subsequently revised in light of their remarks. The German government also gave the floor to a civil society representative during its VNR presentation. Internationally, Germany likewise supports the active involvement of multiple stakeholders through the launch of the transnational 'Partner for Review' network. The aim of this network is to strengthen national review processes by supporting the exchange of lessons learnt between stakeholders from countries which have already reported to the HLPF and from countries which envisage to do so. A regular Dialogue Forum on the 2030 Agenda will continue to be held during the implementation phase of the 2030 Agenda.

Monitoring and reporting

The Federal Government reports to the public once every four years on the progress made in the implementation of the German Sustainable Development Strategy. The Strategy includes a management concept whose rules, targets and indicators were profoundly overhauled and supplemented to meet the principles of the 2030 Agenda. A set of sustainability indicators measures and discloses progress on sustainable development in order to make the strategy transparent, tangible and assessable. The Federal Statistical Office publishes an independent report on the status of the sustainability indicators once every two years. In addition, departmental reports are presented to the State Secretaries' Committee on Sustainable Development. They illustrate each ministry's approach to sustainable development issues.

Greece

Political commitment and leadership

Efforts to implement of the Sustainable Development Goals (SDGs) at the national level are being co-ordinated and monitored (since the beginning of December 2016) by one of the main entities belonging to the centre of government: the General Secretariat of the Government and more specifically its Office of Coordination, Institutional, International and European Affairs. The General Secretariat of the Government is well positioned as it stands close to the country's political leadership, ensuring a whole-of-government approach and a commitment, at the highest political level, to planning and implementing the SDGs in a long-term perspective. It also co-operates directly and on a daily basis with the public administration, ensuring the continuity of efforts, while it works closely with the Hellenic Parliament on legislative and regulatory issues. In parallel, the Hellenic Ministry of Foreign Affairs continues to be responsible for the external dimension of our national efforts, while the Hellenic Ministry of Environment and Energy is “thematically/technically” responsible for the implementation of seven out of the overall 17 SDGs i.e. SDG6, SDG7, SDG11, SDG13, SDG14, SDG15 in part).

Greece is committed to participate in the voluntary national review at the 2018 High-Level Political Forum.

Integrated approaches to implementation

Under the co-ordination of the General Secretariat of the Government, an “Inter-ministerial co-ordination network” was officially re-established in mid-December 2016 (the Network was originally set up in March 2016 under the initiative of the Ministry of Foreign Affairs/Hellenic Aid and held regular preparatory meetings since then) in order to:

1. Oversee and guide the completion of a mapping exercise by all Ministries to define our national starting point, due to be finalised in February 2017. Several ministries have already started this mapping exercise, based on a specific methodology;
2. Assist and provide input for the elaboration of a National Implementation Action Plan on SDGs (due to be finalised by the end of 2017);
3. Support the implementation of the Action Plan, and thus the implementation of the SDGs, at different governance levels, in the longer run, until 2030.

The above-mentioned National Action Plan under elaboration aims, among other things, to foster the adoption of an integrated approach to the planning and implementation of SDGs at different governance levels and to promote policy coherence across sectors and interactions between cross-cutting SDGs (cross-departmental coherence, synergies and interlinkages).

Leadership on sustainable development and the SDGs comes from the General Secretariat of the Government responsible for co-ordinating and monitoring action for sustainable development across government.

The National Action Plan under elaboration will focus, inter alia, on revisiting existing thematic legislation, strategies and policies (like the existing Development Law and the Partnership Agreement 2014-20), building on them, and making them more “SDG aware” by improving their coherence. Moreover, it will include the identification of a few key cross-cutting priorities for the country (e.g. sustainable consumption and production patterns, the circular economy, adaptation to the impact of climate change and migration, water-food-energy

nexus, education for sustainable development-nutrition-youth health nexus etc.) to be pursued through new horizontal cross-sectoral integration tools and arrangements that will derive special added value for Greece from the achievement of the SDGs. It is necessary for Greece to re-identify the issues to be tackled in relation to the SDGs and make better use of its past experience in order to forge a sustainable future.

Intergenerational timeframe

The intergenerational perspective required for implementing the SDGs entails strategic choices for the longer term and capacities to maintain commitment over time. The General Secretariat for the Government is committed to Sustainable Development with a long-term perspective. As Greece is an EU member state most of the policies incorporated in the *acquis communautaire* have a mid-to-long term perspective. A multi-stakeholder approach for implementing the 2030 Agenda requires and presents a framework through which political will may be sustained and politicians and other actors will be held mutually accountable for achieving progress over the longer term (see below).

Policy and institutional co-ordination

The fact that the Greek Government decided to assign responsibility for the overall co-ordination and monitoring of SDG implementation to the General Secretariat of the Government proves political commitment, at the highest level, to securing policy implementation and co-operation across ministries and in support of strategic actions and policies. The General Secretariat of the Government has the convening power to influence policy adjustments and co-ordination expertise in dealing effectively with cross-cutting thematic agendas and complicated multi-dimensional issues.

Local and regional involvement

New innovative ways are considered to enable the participation of municipal authorities in the National Action Plan. The aim is to involve municipal authorities in multi-stakeholder platforms of discussion and workshops in order to identify common challenges and develop co-operative ways of implementing the 2030 Agenda.

Stakeholder participation

Since the implementation of the SDGs goes far beyond the responsibilities of the government, particular emphasis has been given, from the start, to raising awareness at all levels. Our intention is to build strong partnerships with all relevant stakeholders in the implementation process, from Parliament, public administration and local authorities to civil society and the private sector. A series of multi-stakeholder meetings, to exchange ideas and best practices, were launched in May 2016 by the Ministry of Foreign Affairs. In moving towards the “operational” phase of our national efforts, a concrete mechanism for consultation with stakeholders will be designed to ensure balance, regularity of consultations in a structured manner, transparency, increased awareness at all levels, partnership-building and accountability. To this end, various stakeholder groups have already commenced their internal co-ordination processes in order to contribute concrete proposals and input to the overall national effort.

Our communication strategy will include, inter alia, apart from regular discussions in the Parliament, a series of thematic Round Table discussions on selected cross-cutting themes that the SDGs touch upon, like migration and environment, circular economy or adaptation to the impact of climate change, by involving – in addition to central and local

administrations – NGOs, the private sector and academia. Our aim is to mobilise all ministries and government agencies by partnering with all relevant stakeholders to implement a wide variety of measures and resources in an effective and coherent manner.

Monitoring and reporting

Greece has been following, through the Hellenic Statistical Authority, the IAEG-SDGs process in classifying proposed indicators in Tiers I, II and III. A similar exercise has been performed, so far, at the national level, for the 230 proposed indicators based on the available methodologies and data for Greece in order to ensure that a minimum set of indicators can be measured to complement national reporting. Regarding the evaluation of progress, an independent entity will be designated to undertake the on-going function of peer-reviewing the overall process on an annual basis.

Ireland

Political commitment and leadership

Ireland played a pivotal role in brokering agreement on the Sustainable Development Goals and advocated in particular for three priorities on poverty and hunger, gender equality and women's empowerment, and governance and rule of law, with a strong added emphasis on human rights, monitoring and accountability, equality, resilience and disaster risk reduction, and civil society space. Since then the Irish Government has made a clear commitment to see progress on all 17 Goals and, to this end, is working at the global, domestic and partner country level to advance the 2030 Agenda.

Ireland is active on the global stage at the UN and the EU in particular and has strongly supported alignment of the new European Consensus on Development with the 2030 Agenda and with the EU's own strategic vision for implementing the SDGs in Europe. Domestically, the Irish Government is finalising working arrangements for the national platform which will implement, monitor and review the 2030 Agenda at national, regional and global levels. The agreed institutional arrangements will need to ensure the broad and integrated domestic policy response across the economic, social and environmental pillars of sustainable development, as well as outreach, required for effective implementation of the 2030 Agenda at national level.

The Department of the Taoiseach (Prime Minister), the Department of Communications, Climate Action and Environment and the Department of Foreign Affairs and Trade are all heavily engaged in finalising the national institutional arrangements. This work has included consideration of the adequacy of existing governance mechanisms across Departments, based on the objective of achieving efficiency and effectiveness, coherence and inclusion. It is hoped that a national implementation framework, co-ordinated centrally, will shortly be finalised.

Internationally, in co-operation with the key partner countries to which Ireland channels most of its bilateral aid, the Irish Government works to support national implementation plans to deliver the SDGs and in its international development programming and policy, the Department of Foreign Affairs and Trade, supports the achievement of the Goals in developing countries.

The Global Island, the new review of Ireland's Foreign Policy, was launched in January 2015. Development co-operation is an integral element of our foreign policy and *The Global Island* reinforces our commitment to contribute to international peace, security, human

rights and sustainable development. The Programme for Government published in May 2016 maintains this commitment. *One World One Future*, Ireland's Policy for International Development adopted by Government in 2013, sets out our vision of a sustainable and just world, where people are empowered to overcome poverty and hunger and fully realise their rights and potential. The distribution of Official Development Assistance and our policy engagement are guided by the three goals of reduced hunger and stronger resilience; inclusive and sustainable economic growth; and, better governance, human rights and accountability enshrined in a *Framework for Action*. There is clear alignment between these Government policies and strategies and the 2030 Agenda, but further work is on-going to ensure coherence between current policy priorities and the SDGs.

The Department of Foreign Affairs and Trade is also developing a new strategic approach for engagement with multilateral organisations which will deliver on the Department's priorities and the 2030 Agenda.

At partner country level, Ireland has strengthened country planning processes and five-year programmes are aligned with the SDGs and include robust monitoring and review frameworks. Country Strategy Plans (CSP) reflect a whole-of-mission approach. The Guidance for strategic planning has undergone an extensive revision which has included consultation with other Divisions, such as Trade and Consular. To support the whole-of-mission/whole-of-embassy approach, the process for the design and appraisal of a strategy has been revised and expanded to include all Policy Goals of *The Global Island* and coherence with the 2030 Agenda. Strategic planning tools have been improved, resulting in strengthened coherence, oversight and quality assurance.

The Irish Aid Expert Advisory Group, which provides independent advice to the Minister for Foreign Affairs on Ireland's international development, will look at Ireland's aid programme and examine the efforts relating to its contribution to achieve the SDGs.

Intergenerational timeframe

This will be considered as part of the national implementation framework. Clearly, given that today's youth will be the generation that will experience the impact of the success or failure of the SDGs, consideration is being given to ensuring that SDG implementation will be inclusive and responsive to the needs of the youth.

Analyses and assessments of policy effects; Integrated approaches to implementation; Policy and institutional co-ordination

The three elements above are addressed together here, using a number of concrete examples which demonstrate Ireland's efforts to enhance policy coherence, institutional co-ordination and potential policy effects in other countries, as part of our commitment to the SDGs.

- *Climate Change* – The Department of Foreign Affairs and Trade (DFAT) is represented on Ireland's cross-departmental structures on climate change, including the Irish UNFCCC delegation, and the senior officials group that supports the Cabinet Committee on Economic Infrastructure and Climate Change where draft legislation related to energy, agriculture or economic development is discussed. Policy positions in relation to least developed countries and development co-operation are included within the national position and national statements on climate change in EU and UNFCCC fora, including negotiation of the Paris Agreement. There is a strong working relationship between the Department of Agriculture, Food and the Marine (DAFM) and DFAT, including a DAFM

attaché in Rome who leads on international development issues related to food and nutrition security through FAO and WFP. Building on already established representative fora, the Irish Forum for International Agriculture and Development (IFIAD) was recently launched with representation from a number of Government departments, the private sector, civil society and academia. This forum provides the potential to advance policy coherence for development in relation to agriculture.

- *Global Hunger and Resilience* – Nutrition policy coherence issues are rising up the agenda prompted by the universality of the SDGs, in particular with regard to the ‘triple burden’ of under nutrition, over nutrition and micronutrient deficiencies. To deliver on our commitment to policy coherence for development, working relationships have been strengthened with the Department of Health, the Department of Agriculture, Food and the Marine. At the World Humanitarian Summit in 2016, Ireland co-hosted a side event on ‘Zero Hunger by 2030: Sustainable Food and Nutrition Security for All’. The President of Ireland in his key note address affirmed the feasibility of achieving SDG2 and Zero Hunger, provided we tackle the root causes of hunger – especially in situations of protracted crisis. This will require us to break down the barriers between humanitarian and development approaches, provide longer term financing, especially at the local level, and improve multi-sectoral and multi-stakeholder co-ordination. A shift to prevention of crises was called for, including the need to build sustainable food systems. The President situated Zero Hunger firmly as a rights issue, requiring recognition of inequity, including gender inequality, as a barrier to progress and peace.
- *International Public Health* – During the Ebola crisis, the Department of Foreign Affairs and Trade participated regularly in a cross-departmental working group. The contribution of other government departments and agencies, in particular the Irish Defence Forces, Department of Health, Irish NGOs and Irish humanitarian personnel (including missionaries and volunteers) was significant in both Sierra Leone and Liberia. Strong existing collaboration with the Department of Health facilitated a good exchange of information, technical input and guidelines.
- *Conflict and Fragility* – The Department of Foreign Affairs and Trade’s *Conflict and Fragility team* brings together relevant stakeholders and policy makers in the fields of humanitarian engagement, development and conflict resolution, and supports the building of resilience and stability through context specific, targeted long-term engagement.

Stakeholder participation

There was a broad process of stakeholder consultation in advance of agreement of Ireland’s position on the 2030 Agenda and the SDGs, including with civil society. In May 2016, Dochas, the umbrella body for Irish NGOs hosted the 2016 Irish Summit on the Sustainable Development Goals opened by the President of Ireland. The summit brought a range of key stakeholders together and examined Ireland’s role, as civil society, government, academia and the private sector, to take forward the SDG vision for transformative change. The conference looked at the challenges and opportunities presented by the SDG framework and options for developing a collective plan of action in Ireland.

An alliance of 100 civil society groups drawn from the international and domestic NGO sector, the environment sector, academia and trade unions launched *Coalition 2030* in February 2017 which aims to promote sharing and learning, stimulate public engagement on the SDGs and inform and influence policy at the national and international level.

Monitoring and reporting

The Department of Foreign Affairs and Trade is working with the Central Statistics Office, which will perform a key role as part of the implementation framework and will support the development of national objectives and indicators that best align with the SDGs.

Furthermore, monitoring and reporting indicators relating to Ireland's country programmes are aligned with the SDGs.

Italy

Political commitment and leadership

Italy has been looking for new means to enhance policy co-ordination, in line with our EU and OECD partners, and is setting up a strategic framework in order to better enable a 'whole of country' approach to pursue a national SDGs agenda coherently. In this respect, in March 2016 Italy launched the process for elaborating a National Strategy for Sustainable Development, which takes into account the 2030 Agenda, the implementation of the Sustainable Development Goals, the Addis Ababa Action Agenda and the COP21 Agreement. This exercise, which is led and co-ordinated by the Ministry for Environment, Land and Sea, is carried out in close co-operation with all Administrations and other relevant stakeholders, with the clear intent to engage at the highest level in a co-ordinated response to the challenges posed by the 2030 objectives.

With regard to the "external dimension" of the application of the 2030 Agenda, the Italian Parliament has recently passed the Financial Law 2017-19 which explicitly sets the implementation of the Sustainable Development Goals, labelled a 'global challenge', as one of the main policy objectives of Italian Development Co-operation, thereby fully integrating the SDGs within the mandate of the Italian Ministry of Foreign Affairs.

At the same time, the new Triennial Policy Document for Development Co-operation, which will be adopted in 2017, focuses the action of development co-operation on the implementation of the 2030 Agenda and the achievement of the Sustainable Development Goals. The entire process leading to the adoption of the Triennial Document has been accomplished under the political oversight of the Italian Parliament – the Document is examined by Parliamentary Committees and approved by the Council of Ministers – taking into account all relevant stakeholders.

Integrated approaches to implementation

The interlinkages between development goals are being considered in the elaboration of the aforementioned National Strategy, which is set to establish a comprehensive policy platform structured along the 17 SDGs and their relevance for Italy. Most notably, all actors involved are committed to identifying key areas on which to focus public efforts, by prioritising a few concrete policy objectives, while also examining strengths and weaknesses related to Italian positioning – both in its domestic and external dimension – against each of the development goals.

In this respect, interconnections between domestic strategies and the external dimension of development co-operation are still under analysis. At the same time, finding an appropriate balance between the social, environmental and economic dimension of sustainable development is part of the ongoing reflection process and is already acknowledged in the Triennial Policy Document for Development Co-operation.

Moreover, one of the four working groups instituted by the National Council for Development Co-operation (which is composed of all the actors of development co-operation, governmental and non-governmental) is thematically focused on “Agenda 2030: follow-up on policy implementation, coherence and evaluation”.

Intergenerational timeframe

Italy is currently in the process of developing public policies that take into account the long-term impact of policy decisions - especially with regard to the environmental pillar, upon which a National Green Act, which is still in the making, will be focused on - while the implementation process and respective timeframe is still being defined. For instance, one of the main legacies of International Expo 2015 hosted by Italy has been the Milan Charter, a document that calls on “every citizen, association, company and institution to assume their responsibility in ensuring that future generations can enjoy the right to food”.

Indeed, the need for a long-term perspective with regard to sustainable development goals is gaining momentum in the policy-thinking and is part of the motivation behind the elaboration of the National Strategy for Sustainable Development, which encompasses the timeframe laid down in the 2030 Agenda.

Analyses and assessments of potential policy effects

Italy recognises that refining our understanding of the potential transboundary effects of development policies will be of paramount importance. From a theoretical standpoint, the 2014 Development Co-operation Reform Law establishes that “Italy makes an utmost effort to guarantee that its policies, even when not directly linked to development co-operation, shall be coherent with the purposes and founding principles of this Law, so that they might foster the achievement of development goals”. As a consequence of the institutional structure designed by the Reform Law (no. 125/2014), the Deputy Minister of the Italian MFA in charge of Development Co-operation has the right to be invited to participate, without the right to vote, in the meetings of the Council of Ministers dealing with subject matters that may directly or indirectly affect the coherence and effectiveness of development co-operation policies.

In line with our European partners, our aim is to move from a more traditional approach to policy coherence, based on the need to avoid contradictions between development and other policies, to a more proactive and structured approach. In a broader strategic perspective, the issue of a coherent policy is being further analysed in the update of the National Strategy, in the assumption that national implementation should include elements involving both an internal and external dimension.

Policy and institutional co-ordination

In general, the definition of a national strategy for the implementation of the SDGs is currently led by the Ministry for Environment, Land and Sea, expanding from the original environmental pillar. As already mentioned, the ongoing inter-ministerial co-ordination has the ambition to blend domestic and external action in order to pursue a comprehensive plan towards the national implementation of the SDGs. Inconsistencies and potential coherence issues should be mitigated thanks to the key role played by the Interministerial Economic Planning Committee (CIPE), chaired by the Prime Minister, in the adoption process.

However, as far as the external dimension is concerned, Italy has already set up an inclusive co-ordination mechanism, which could serve as a blueprint for a workable procedure. Italy has set the standard at international level by creating the Inter-ministerial Committee for Development Co-operation (CICS), introduced by the 2014 Development Co-operation Reform Law, which plays a key role in enhancing coherence and co-ordination of foreign and development policies by:

- providing more institutionalised co-ordination mechanisms;
- allowing better long term programming of development activities;
- improving control over how resources for development co-operation are allocated and spent.

CICS, as the highest political authority in the domain of development co-operation (it is chaired by the Prime Minister and includes all Ministers involved in development activities), has two tasks of capital importance: setting the strategic guidelines for Italian Development Co-operation and ensuring their consistency with the national policies. The first task is achieved through the approval of the Triennial Policy Document: the Document sets the geographic and thematic priorities, provides indication on the means and on the resources to be used. Ensuring the consistency of the above with national policies is essential in order to coherently and effectively pursue the SDGs.

Among other tasks, CICS is also responsible for budget allocation to the Ministries for development co-operation initiatives, evaluating the actions undertaken and involving the private sector in initiatives of international solidarity.

Local and regional involvement

Italy is evaluating the most appropriate institutional arrangement for implementation of the 2030 Agenda at the regional level. There is a growing consensus that the Regions of Italy will play a crucial role in the domestic implementation of the priorities laid down in the upcoming National Strategy for Sustainable Development, and regional sustainable development plans could be considered in order to foster efficient governance at a local level. At any rate, an adequate regional involvement in development issues will be guaranteed by the Constitution, which structures Italy's administrative architecture along lines reflecting regional autonomy, thereby granting Regions residual legislative powers. Consequently, the National Strategy will be shared with the Regions inside the frame of the Joint Conference State-Regions.

In the longer-term, Italy could build on the experience of existing mechanisms, such as the National Council for Development Co-operation (CNCS), which involves local, regional and other authorities. Chaired by the Minister of Foreign Affairs, the membership of CNCS, along with locally appointed representatives, includes central authorities, universities and the whole spectrum of civil society organisations: from NGOs to foundations, from fair-trade associations to representatives of the diaspora. The role of the CNCS is to provide a permanent forum for consultation and proposal on the whole array of matters relevant to development co-operation, notably on the Triennial Policy Documents, on their consistency with national policies and on their efficacy. Therefore, local and regional actors have a key, active part in shaping and evaluating the policies which they will also be called on to implement.

Stakeholder participation

All relevant stakeholders, CSOs, NGOs and the academia are being involved in the process leading to the development of the National Strategy for Sustainable Development, engaging in a multi-stakeholder dialogue in order to elaborate shared and inclusive national priorities. In its final phase, a public consultation may be promoted in order to foster awareness and public support for the national strategy.

There is a broad commitment by Italian institutions and civil society alike to uphold and promote participation, raise awareness of the SDGs and encourage more widespread knowledge of the 2030 Agenda. ASVIS (Alleanza Italiana per lo Sviluppo Sostenibile) is a national alliance founded in 2016 by around 80 civil society organisations, universities, foundations and other non-governmental institutions, the goal of which is to raise awareness in public opinion of the 2030 Agenda, with particular attention given to the younger generations, women and decision makers, setting up proposals for monitoring tools in order to achieve the SDGs in Italy.

Looking towards the future, Italy encourages the inclusive approach adopted within the above-mentioned CNCS, which has instituted four thematic working groups involving stakeholders from public institutions (central, regional and local) and civil society. These groups have the opportunity to contribute, for instance, to the preparation of the Triennial Policy Document on Italian Co-operation, to evaluating action towards the SDGs, to setting conditions for the participation of the private sector to development co-operation initiatives, to enhancing the role of the diaspora.

Moreover, the Italian law envisions a unique tool, a triannual Conference open to all civil society as a channel for wider popular participation in the world of development co-operation.

Monitoring and reporting

The “Committee on the implementation of the 2030 Agenda”, a permanent body established by the Chamber of Deputies, is a tangible sign denoting the political attention given to the follow-up and monitoring phase of the commitments made by the international community in September 2015.

The Italian Institute for Statistics (ISTAT), which has actively participated in the work of the UN Statistical Commission, is working on ‘translating’ the SDGs indicators into the national context and will be a key institution in the monitoring process. In December 2016, ISTAT presented the first 95 indicators to be used in the national framework.

It is worthwhile mentioning that ISTAT, even before the adoption of the 2030 Agenda, has been elaborating 130 domestic indicators – articulated into twelve ‘domains’ – in order to measure well-being and sustainability, thus moving beyond gross domestic product as the sole measure of progress. In fact, there are multiple analogies between such indicators and those implied in the SDGs, as they share the common purpose of providing an integrated framework of quantitative information and will progressively converge into a single monitoring tool. According to the recent Financial Law 2017-19, these well-being indicators produced by ISTAT will be included in the programming and evaluation tools of our national economic and budget policy. As a consequence thereof, the Ministry of Economy and Finance, on the basis of the measurements carried out by ISTAT, will present an annual Report to the Italian Parliament detailing the effects produced by the Financial Law on these well-being indicators.

Japan

Political commitment and leadership

After the adoption of the 2030 Agenda, in 2015, the Government of Japan established the SDGs Promotion Headquarters, which is led by the Prime Minister and attended by all Cabinet Ministers in May 2016. Since then, the Headquarters are serving as a control centre to guide whole-of-government action on implementation, monitoring and review processes for government efforts at the local, national and international levels.¹

Integrated approaches to implementation

The Headquarters set the government's Implementation Guiding Principles for the SDGs in December 2016. The Implementation Guiding Principles represent Japan's national strategy for addressing the major challenges relating to the implementation of the 2030 Agenda. The document states Japan's vision, priority areas, implementation principles, implementation framework and approach to the follow-up and review processes, as well as concrete measures clustered under priority areas. It aims to mobilise all ministries and government agencies by partnering with all relevant stakeholders to implement a wide variety of measures and resources in an effective and coherent manner, based on an analysis of the present situation in Japan and abroad.

The Implementation Guiding Principles were prepared with a vision "to become a leader toward a future where economic, social and environmental improvements are attained in an integrated, sustainable and resilient manner while leaving no one behind." Through this vision, Japan has set out eight priority areas, which outline what areas among the goals and targets of the SDGs Japan should focus on in light of the national context. These priority areas include both domestic measures and those to be implemented through international co-operation. The priority areas are clustered into the "Five Ps," upheld in the 2030 Agenda: People, Planet, Prosperity, Peace and Partnership. Based on the recognition that the aforementioned national vision will not be achieved if any one of the priority issues is not successfully addressed, Japan will implement related measures under the priority areas in an integrated manner.²

Stakeholder participation

The Government of Japan has set measures for the 2030 Agenda to monitor progress, and conduct follow-up and review activities across agency boundaries. It will do so in co-operation with a wide range of stakeholders, including local governments, NGOs/NPOs, academia, the private sector, international organisations and other entities, parliamentarians, scientists and co-operatives. To this end, the Government of Japan established roundtable meetings on the items related to the promotion and implementation of the 2030 Agenda. These SDGs Promotion Roundtable Meetings are attended by representatives from the related governmental agencies and other stakeholders. Through these meetings, the Government of Japan aims to co-operate more closely with all stakeholders.

In addition to the dialogues at the Roundtable Meetings, public opinions were sought in the preparation of the Implementation Guiding Principles, by opening a space on the web for people to submit their opinions. The submitted opinions were carefully reviewed and made public on the web, so that all the stakeholders know how these opinions were reflected in the Implementation Guiding Principles. The Government of Japan will continue to pursue efforts to establish platforms to exchange views and to foster partnerships with relevant

stakeholders by linking them with the SDGs Promotion Round Table Meetings established under the auspices of the SDGs Promotion Headquarters in dealing with issues to be addressed by individual ministries and other cross-sectorial issues to be dealt by multiple ministries and agencies.

Monitoring and reporting

In order to appropriately monitor the progress of SDG-related measures in Japan, the Government of Japan will make proactive use of the relevant statistical data, Earth Observation Data and other data, while employing key performance indicators (KPIs) to the extent possible. The SDGs global indicators will be utilised in these KPIs as much as possible. Progress on the measures listed in the Implementation Guiding Principles will be reviewed based on these indicators, and the review of the Guiding Principles will be conducted in a transparent and accountable manner. The government will also report progress to the United Nations as appropriate, based on the indicators at global or national levels. In addition, the follow-up and review will be examined according to the principles listed in the Implementation Guiding Principles.

In the review of the Implementation Guiding Principles, new measures that are deemed relevant to the SDGs will be added, taking into account the progress made in the implementation of existing measures.

The Government of Japan will proactively participate in and contribute to the global follow-up and review process for the implementation of the 2030 Agenda through participation in the High-Level Political Forum on Sustainable Development (HLPF). Japan will present at Voluntary National Reviews of the HLPF in 2017 and will consider participating in its subsequent reviews. The government will consider completing the first round of follow-up and review of the present Implementation Guiding Principles by 2019, looking toward the session of the HLPF to be convened by the President of the General Assembly in the same year. Subsequent to the 2019 HLPF, follow-up and review will be conducted, taking into account the four-year cycle of the HLPF organised by the President of the General Assembly.

The government will ensure the participation of a broad range of stakeholders in the follow-up and review process, similar to the process of formulating this document.

Lithuania

Lithuania considers policy coherence for sustainable development as an overarching principle and an essential instrument, which should be applied to its full potential for the implementation of the 2030 Development Agenda.

Since 2013 Policy Coherence for Development is enshrined in the Lithuanian Law on Development Cooperation and Humanitarian Aid as one of the main principles of Lithuanian Development Cooperation Policy. The Principle of Coherence is implemented through the National Development Cooperation Commission, which includes officials from all ministries, the Chancellery of Government, municipal institutions, government agencies and experts from non-governmental organisations engaged in development co-operation.

A significant step towards strengthening policy coherence for sustainable development was the adoption of the Inter-Governmental Development Cooperation Action Plan for the period 2017-19 by the Government of Lithuania. Such a plan was prepared for the first time with the aim of contributing to the effective and coherent implementation of the 2030 Development Agenda in the partner countries and to encourage public authorities to focus on Lithuania's commitment to increase official development assistance to 0.33% ODA/GNI ratio by 2030.

The Action Plan defines Lithuania's development co-operation policy guidelines as well as implementing measures. It states that Lithuania will seek to contribute to the implementation of all Sustainable Development Goals in partner countries, giving priority to:

- Goal 1 “End poverty in all its forms everywhere”;
- Goal 4 “Ensure inclusive and equitable quality education and promote lifelong learning opportunities for all”;
- Goal 5 “Achieve gender equality and empower all women and girls”;
- Goal 13 “Take urgent action to combat climate change and its impacts by regulating emissions and promoting developments in renewable energy”;
- Goal 16 “Promote peaceful and inclusive societies for sustainable development, provide access to justice for all and build effective, accountable and inclusive institutions at all levels”;
- Goal 17 “Strengthen the means of implementation and revitalise the global partnership for sustainable development”.

The Ministries of Foreign Affairs, Environment, Finance, Transport, Internal Affairs, Agriculture, Education and Science, Social Security and Labour as well as the Migration Department, Customs Department, State Plant Service, Special Investigation Service and Financial Crime Investigation Service have committed to implement the Action Plan allocating funds for development co-operation activities for 2017-19. The Action Plan shall be revised annually with the aim of increasing the number of implementing institutions as well as allocated funds.

Improving effectiveness and quality of aid remains one of our main objectives. To help to achieve this aim, the new edition of the Law on Development Cooperation and Humanitarian Aid was adopted in November 2016. Among the main changes made, there is the transfer of management of development co-operation projects to a separate agency. Furthermore, with the amendments to the Law, Lithuania seeks to ensure coherence of the national development co-operation policy at the implementation level and to encourage each public sector institution to become more active in the implementation of the 2030 Agenda. The new edition of the Law also provides a basis for better involvement of the private sector in development co-operation – not only as actual or potential donor, but also as a powerful source of ideas and experience.

Luxembourg

Political commitment and leadership

The 2013-18 governmental programme states, on page 197, that: “The coherence of development policies will be achieved through active interministerial co-ordination, based on a procedure to be defined by the Interministerial Committee for Development Cooperation, and through ongoing dialogue with civil society. The government will also seek to forge closer ties with the country's representatives in international financial institutions, especially the World Bank, IMF and EIB.”

Development and policy coherence for development are given high priority in government policies and in the administrations called on to implement those policies. The governmental programme adopted at the beginning of each Parliamentary term, which is unveiled in a speech by the Prime Minister followed by a parliamentary debate, constitutes the benchmark document for ensuring policy coherence. This theme is also presented every year in the speech given to parliament by the Minister for Development Cooperation and Humanitarian Affairs.

At national level, the Minister for the Environment and the Minister for Development Cooperation and Humanitarian Affairs have asked the Council of Ministers to approve a new approach to the integration of the 17 SDGs into the forthcoming national plan for sustainable development and for the requisite adjustments to be made.

At international level, the coherence of development policies was one of the priorities of Luxembourg's Presidency of the Council of the European Union and a main theme during the European Year for Development. The Luxembourg Presidency worked towards creating an operational framework for the concept of policy coherence for development at EU level. The Minister for Development Cooperation and Humanitarian Affairs held joint meetings with the Energy, and Justice and Home Affairs Councils (on the subject of migration), and organised a formal discussion between the Development and Environment Councils on the subject of the 2030 Agenda. Ongoing dialogue was also initiated with civil society, with the Interministerial Committee for Development Cooperation playing a key role.

Lastly, Luxembourg is one of the States that volunteered to participate in the National Reviews designed to report on the measures taken and national strategies rolled out for implementation of the 2030 Agenda, at the High-Level Political Forum at the United Nations in July 2017. A video conference between MAEE—the Ministry for Foreign and European Affairs, MDDI—the Ministry for Sustainable Development and Infrastructure, and Luxembourg's permanent representatives in New York, Geneva, Paris and Brussels takes place every month to steer the preparation of the review.

Integrated approaches to implementation

Luxembourg takes a comprehensive and inclusive approach to the SDGs at both international and national levels. Within the European Union and the United Nations system, the Grand Duchy of Luxembourg has always worked for collective action for peace, security, respect for human rights, and sustainable development—and the social, economic and environmental dimensions thereof.

The Council of Ministers gave its approval for a new approach to the integration of the 17 SDGs into the forthcoming national plan for sustainable development, which is the cornerstone of the implementation of policy coherence and an integrated policy. The Interdepartmental Commission for Sustainable Development is in charge of the decision-making process at national level; it has representatives from each ministerial department and external experts. The Commission – which in principle is not dealing with the question of policy coherence, unlike the Interministerial Committee for Development Cooperation – takes account of economic, social and environmental policies as well as all other relevant factors, to sketch out the broad lines of the national plan for sustainable development; it tracks and evaluates the plan's implementation, drafts a biennial report on the national sustainable development policy, submits the measures likely to promote the successful execution of the national plan for sustainable development to the Council of Ministers, and supports and facilitates the deployment of the national plan for sustainable development.

Intergenerational timeframe

The strategic study of the Third Industrial Revolution is a new shared project, launched in September 2015 by the Ministry of the Economy, the Chamber of Commerce and the non-profit IMS Luxembourg (*Inspiring More Sustainability*) and conducted in close collaboration with the American futurist economist Jeremy Rifkin and his team of international experts. The Third Industrial Revolution is a process that entails a transition to a new economic model that will

feature the linkage of information technologies with renewable energies and smart transport networks. Luxembourg has progressed in all these fields in the last few years, driven largely by its policy for economic diversification, investment in digital infrastructure, and its many action plans in the areas of energy efficiency and promotion of renewable energies.

This wide-ranging strategic study was designed to pursue the dynamic further and make the current economic model more sustainable and interconnected for future generations, taking account of the country's socio-economic characteristics and drawing on the convergence of information and communication technologies with energy and transport within a smart network.

The production of the strategic study, which involved a year of cross-cutting research, adopted a bottom-up co-construction method that was applied by nine working groups operating within the framework of the Third Industrial Revolution project, namely: Energy, Mobility, Building, Food, Industry, Finance, Smart Economy, Circular Economy and Prosumers and social model. This approach allowed the different socio-economic parties involved in the process of the Third Industrial Revolution to play a role in finalising the strategic study and the resulting areas for investigation. Consequently, by using a constructive, participatory approach, the strategic study led to the identification of opportunities, priorities and challenges and operational issues entailed in the transition to a more sustainable, interconnected economy.

Furthermore, the ministry is particularly keen to showcase the awareness-raising work and development education carried out by NGOs in Luxembourg, which are designed to increase awareness and rally support among people of all ages (children, young people and older people) for sustainable development issues. This intergenerational approach was confirmed and endorsed by the 2013-18 governmental programme: "...to provide more effective support for awareness-raising work and development education, the budget allocated thereto will be gradually increased as a share of total ODA...". In order to promote these activities, the ministry has a budget line that is dedicated specifically to awareness-raising and development education.

Various activities and issues in awareness-raising and development education are co-funded by the ministry: the fight against poverty, agriculture, food sovereignty, education, fair trade, promotion of rights for women and children, etc. These activities take different forms: seminars, mobilisation campaigns, workshop training, events in schools, local facilities and, more generally, any public space, etc. The aim is to raise awareness in people at the earliest possible age and sensitise them to development issues at every stage of their lives.

Analyses and assessments of potential policy effects

The Interministerial Committee for Development Cooperation is the Luxembourg body with jurisdiction over policy coherence for development at international level. Under the rules of the Committee, each member of government nominates a delegate to sit on the committee in order to take account of the priorities of the different ministries and align them to form a coherent international policy. With this in mind, the Committee debates the positive or negative impact of its policies as rolled out in the field. The Interministerial Committee meets every two months and its minutes are available to the public, as is its annual report.

Some ministry representatives sit on both the Interministerial Committee and the Interdepartmental Commission for Sustainable Development, which generates internal information exchange and therefore allows discussions to be followed at interministerial and interdepartmental level.

Policy and institutional co-ordination

All parties involved in decision-making and/or the successful implementation of sustainable development policy in Luxembourg sit on the CSDD, or National Council for Sustainable Development. They include the government, local authorities, professional associations, business organisations, trade unions, NGOs, scientists, independent experts and the national ethics committee. The Council acts as a forum for dialogue and consultation; it suggests areas for research and study, encourages buy-in from the public and private sector as well as the general public, liaises with similar committees in the EU and issues opinion papers. It may also, if required, resolve any de facto or serious conflicts of interest.

As stated above, the Interministerial Committee for Development Cooperation and the Interdepartmental Commission for Sustainable Development are responsible for examining and ensuring policy coherence at international and national level respectively. The resolution of conflicts of interest lies at the very heart of policy coherence, of their priorities and their remits.

In addition to this, there is the role and significance of civil society in the Interministerial Committee for Development Cooperation, both of which have grown considerably. The NGO platform *Cercle de Coopération des ONG de Développement* was initially invited to the Interministerial Committee for Development Cooperation once a year, but now has a seat at every meeting at which policy coherence is on the agenda. Furthermore, the *Cercle de Coopération* can propose subjects to the Committee to analyse. It can therefore also report any incoherence or conflicts of interest and discuss them directly with the relevant parties.

Local and regional involvement

For several years, the ministry has funded awareness-raising and development education campaigns by an NGO that is also a founding member of the Luxembourg Climate Alliance (*Klimabündnis*), which currently comprises 37 municipalities covering two thirds of the population of the country.

The Luxembourg Climate Alliance is part of the International Climate Alliance, a network of over 1 600 European municipalities and 50 million inhabitants which have made a commitment to reduce their greenhouse gas emissions by 10% every five years and protect the rainforests. In addition to their commitment to the environment, the 37 member municipalities have also pledged to co-operate actively in the field of North-South relations and to raise awareness among their inhabitants of sustainable development challenges at the global level. Inhabitants of the signatory municipalities are able to access training and advice about such subjects as energy efficiency, sustainable food, renewable energies, green mobility and climate change, as well as awareness-raising of the living conditions of those people who receive support from charities.

Stakeholder participation

Both the role and significance of civil society in the Interministerial Committee for Development Cooperation have increased considerably. As mentioned above, the NGO platform, *Cercle de Coopération des ONG de Développement*, was initially invited to the Interministerial Committee for Development Cooperation once a year, but now has a seat at every meeting at which policy coherence is on the agenda. Furthermore, the *Cercle de Coopération* can propose subjects to the Committee to analyse. It can therefore also report any incoherence or conflicts of interest and discuss them directly with the relevant parties.

The work carried out by the *Cercle de Coopération* and its members to promote policy coherence and fair and sustainable development is formalised under the Fair Politics banner. Fair Politics is the name given to a publication and programme for tracking the demands made of political decision-makers to take account of the needs and interests of developing countries and their people, as well as the protection of the environment in all the political decisions they make, and not just in the context of development co-operation policy or environmental policy.

The development NGO *Cercle de Coopération* publishes a set of indicators (the *Baromètre du Cercle des ONG de Développement*) which analyse the coherence of Luxembourg's policies in the light of development co-operation and fair and sustainable development goals. As such, this publication is also a useful tool for all members of Parliament, not only during discussions by the relevant parliamentary commission ahead of the debates about co-operation in public sessions, but also in everyday parliamentary work.

Monitoring and reporting

The Interministerial Committee for Development Cooperation is the Luxembourg body responsible for policy coherence for development at international level and hence also for monitoring and reporting. Under the rules governing the Committee, each member of government nominates a delegate to sit on the committee in order to take account of the priorities of the various ministries and align them in a coherent policy.

As mentioned above, Luxembourg is one of the States that volunteered to participate in the National Reviews designed to report on the measures taken and national strategies rolled out for the implementation of the 2030 Agenda, at the High-Level Political Forum at the United Nations in July 2017. A video conference between MAEE—the Ministry for Foreign and European Affairs, MDDI—the Ministry for Sustainable Development and Infrastructure, and Luxembourg's permanent representatives in New York, Geneva, Paris and Brussels takes place every month to guide the preparation of the review.

At national level, if it is to be credible and politically effective, each plan for national sustainable development needs a tracking system to measure its successes and help with the early identification of partial successes and consequent adjustment of action in order to achieve its objectives as far as is possible. This tracking is carried out at several levels, using different indicators:

- Concerning the measurements, there is a check to make sure that the measurements required by the plan have been made, using binary (yes-no) indicators.
- Tracking does not pose a significant problem concerning goals for action, provided that quantitative objectives and a timetable exist. The indicators used are cardinal indicators that quantify the progress made towards the objective given in the national plan for sustainable development. This allows improvements to be made, i.e. the measures implemented to be relaxed or reinforced according to the results reported through the tracking system.
- Quality objectives provide the means of securing a high standard of living in Luxembourg over the long term and of improving it, when possible and necessary. Given their essentially qualitative formulation, it will be necessary to track their development by applying ordinal indicators.

Lastly, it is important to ensure that the monitoring carried out within the context of the plan for sustainable development does not duplicate the system of indicators used for the competitiveness management chart drawn up for the Lisbon Strategy and implemented by the Competitiveness Observatory. Sustainable development indicators can, if necessary, enrich the existing system and should also be compatible with the assessment grid. The assessment grid is an integral part of the national reform programme, which is sent by the EU Member States to the European Commission every year for the Spring European Council.

Mexico

The government of Mexico supports all multilateral efforts that may lead to an increase in human beings' quality of life. For this reason, since September 2015, the Mexican government assumed the 2030 Agenda as a "State Commitment", and started building and aligning its institutional framework to accomplish the Sustainable Development Goals (SDGs). Among other elements, the government has undertaken the following steps:

Political commitment and leadership

National co-ordination for the implementation of the 2030 Agenda is headed by the President's Office. In December 2015, legal modifications were made to transform the Specialized Technical Committee of the Information System for the Millennium Development Goals (CTESIODM, by its acronym in Spanish), which was created in 2010 under the previous administration, into the Specialized Technical Committee for Sustainable Development Goals (CTEODS, by its acronym in Spanish). This updated Committee today includes seven additional state units that were outside its predecessor's scope as the nature of the Millennium Development Goals (MDGs) did not include many of the new targets covered by the SDGs. The new Committee also strives to influence public policies in ways that can impact positively on indicators, although its design and nature does not include specific implementation actions but rather monitoring and evaluation of the 169 targets of the Agenda.

Therefore, in order to boost the implementation of the SDGs, during our participation at the High Level Political Forum (HLPF) hosted by the Economic and Social Council (ECOSOC) at the United Nations headquarters in New York in July 2016, the Chief of Staff of the President, representing the Mexican delegation, announced the creation of a political council that would be headed by the President of Mexico. The purpose of this Council will be to integrate the actions of the main stakeholders of the Agenda, and to forge a consensus on the next steps that should be taken in order to achieve the SDGs by 2030.

Finally, in addition to these national efforts, during the LI Ordinary Meeting of the National Conference of Governments (CONAGO, by its acronym in Spanish), in November 2016, the state of Colima proposed the creation of State Commissions for the 2030 Agenda. The purpose of this initiative is to adopt and accomplish the SDGs at the local level.

Integrated approaches to implementation; Policy and institutional co-ordination

After creating the CTEODS, we began to allocate each one of the 231 indicators identified by the Agenda among the different Ministries of our country. Although we understand that most of the indicators have a transversal nature, the National Institute of Statistics and Geography (INEGI, by its acronym in Spanish) proposed that each one of the indicators should have a Ministry or State Unit that would act as a "custodian" responsible for reporting it. So

far, 200 indicators have already been assigned. In the upcoming months, we will be defining the baselines for each objective.

On the other hand, the President's Office has been working during several months in collaboration with the Finance Ministry in order to align the existing budget lines and programs with the SDGs. This exercise will allow us to have an initial diagnosis of the amount of economic resources that are currently destined to the goals and targets of the 2030 Agenda. Without a clear picture of the economic resources our government is budgeting for the SDGs, accomplishing them would be almost an impossible endeavour.

During the last months, we have also been working with the established "systems" that are currently operating on a national level, in order to use them as platforms to introduce the SDGs. This initiative is even more relevant as the systems in question have targets and indicators similar to those set by the 2030 Agenda. For example, the National System to Protect Children and Adolescents (SIPINNA, by its acronym in Spanish) was established in 2016 and is headed by an Executive Secretary located in the Ministry of the Interior: this system includes 25 targets to protect minors and to be accomplished by 2025. Consequently, a dialogue and close collaboration with our office was a natural step that needed to be taken. Likewise, during the upcoming months, we will start a dialogue with other existing "systems" (i. e. National Education System, National Civil Protection System, etc.) in light of the fact that they are already operating at the state and municipal level, where we strive to implement the Agenda.

Finally, the existing "Inter-Secretarial Commissions", used by certain Ministries to advance specific goals, are another area where an integrated approach to SDGs implementation is being deployed. For example, the Inter-Secretarial Commission headed by the Environment Ministry started to highlight, monitor and integrate the goals of the 2030 Agenda during their latest sessions; so did the Inter-Secretarial Commission for Social Development headed by the Ministry of Social Development, etc.

Intergenerational timeframe

According to the State Commitment announced by the Mexican President, the National Council for the 2030 Agenda will be created shortly through a Presidential Decree, as an inclusive political space for different stakeholders. Since October 2016, this Decree has been going through all the different necessary and lengthy stages in order to be published in the Official Diary of the Federation, but we expect it to be ready very soon. We are currently developing its operational guidelines with the support of the United Nations Development Program (UNDP), which will also require a long consultation process with different experts, public officials and civil society. These guidelines will set the Council the task of formulating a National Strategy to Implement the 2030 Agenda. It will also provide a platform for aligning federal and local actions in order to achieve the goals by 2030, in addition to proposing an SDGs communication strategy for the public in general.

We are confident that all these efforts will ensure the continuity of the institutional commitment and the leadership of the Office of the President to fulfil the SDGs.

Analysis and assessments of potential policy effects

The transversal character of the Agenda requires us to work with all the different stakeholders, on top of aligning our own efforts to comply with the SDGs. For this reason, we consider that the National Council for the 2030 Agenda will be the primary platform for ensuring co-ordinated actions that will increase the impact of our integrated public policies.

Local and regional involvement

As mentioned before, we are currently initiating several efforts to build a comprehensive implementation strategy at the local level. In the case of local governments, through the proposed State Commissions to be created within the framework of CONAGO, each state will establish its own specific lines of compliance, as well as its own strategies to be implemented at the local level.

The President's Office, in co-ordination with UNDP and the Government of Colima, who chairs the Commission at CONAGO, are developing the corresponding guidelines to co-ordinate state and municipal efforts.

Stakeholder participation

Since Mexico signed the 2030 Agenda, several actions have been carried out to facilitate its widespread adoption among civil society, academia and private sector organisations.

In 2016, UNDP held a discussion with the country's main academic institutions to hear their views on the challenges facing implementation of the Agenda. Its main conclusions underlined the need to comply with the Agenda in a comprehensive manner, and, above all, to generate distinctive programs to build people's capacities.

Regarding civil society, different types of consultations have been organised for each one of the Agenda's main topics: i.e. co-ordination of public policies with civil society's actions; defining ways in which civil society can participate in the elaboration of the National Strategy to implement the 2030 Agenda; monitoring and participating in the National Strategy, etc.

In terms of participation by the private sector, a strategy is being developed through the United Nations Global Compact to promote the creation of sustainable businesses that will help eliminate poverty, protect the environment and transform our localities through inclusive economic growth. The private sector has a fundamental role to play through the potential for public-private partnerships, and through the partnerships that can be built with the support of civil society.

The Mexican Agency for International Cooperation for Development (AMEXCID, by its acronym in Spanish) also launched the so-called "Alliance for Sustainability", in order to support third countries in their efforts to implement the SDGs, with the assistance of private businesses. This alliance is made up of more than 90 leading companies, organisations and business foundations, which are co-ordinated through five working committees:

- Affordable and non-polluting Energy Committee
- Sustainable Cities and Communities Committee
- Responsible Production and Consumption Committee
- Education Committee
- Social Inclusion Committee

The Alliance has already defined an action plan and several co-operation projects on the international level.

Monitoring and reporting

The institution responsible for monitoring the indicators of the SDGs in Mexico is INEGI, which is an autonomous body that gained international recognition for its contributions to building Mexico's indicators platform for the MDGs.³

INEGI has also co-chaired the Inter-Agency and Expert Group on SDG Indicators (IAEG-SDG) with the Philippines. In collaboration with the National Digital Strategy located in the President's Office, Mexico is working on a new platform with state-of-the-art technology in open data that will enable the general public to follow up on the SDGs.⁴

Finally, we also plan to encourage our federal states to prepare "State Voluntary Presentations" in a framework designed by the federal government. The idea is to reproduce the same mechanisms set up by the HLPF at the country level, and to allow local governments to share best practices and experiences to implement the 2030 Agenda, in addition to highlighting the integrated approach to the social, economic and environmental levels of development.

Norway

Political commitment and leadership

The Government is committed at the highest level to implementing the SDGs with the Prime Minister Solberg co-chairing the UN Secretary General's "Sustainable Development Goals Advocates"-group with the President of Ghana. The Government has commissioned the Ministry of Finance (MoF) with the overall responsibility for implementing the SDGs in Norway. Line ministries are tasked with the concrete implementation of specific SDGs. Ministries' status and progress reports are compiled by MoF and submitted to Parliament as part of the National Budget annual White Paper. In 2016 Norway was among the first countries to report to the UN General Assembly on the framework, status and progress regarding work on the SDGs in Norway.

Integrated approaches to implementation

In the Norwegian political system there is no "cabinet office" with superior authority and government level committees are rarely used. Considerations pertaining to the weighting of inter-linkages of policy areas or conflicts of interest are normally made through dialogue between the relevant ministries. If necessary, final decisions are made by the Government Collegium with the Prime Minister as final arbiter. This system applies to all policy issues, also PCSD- and SDG-issues.

Intergenerational timeframe

Such considerations are made by the ministries which are responsible for the said policy decisions and for consulting other relevant ministries and external entities. Inputs for such considerations are invited from research institutions and civil society.

Analyses and assessments of potential policy effects

Pinning effects of one country's policy on development-relevant events in another country is extremely difficult. We have made several attempts to do this over the years, none quite satisfactory. Presently the Norwegian Development Evaluation Department is in the course of launching an evaluation to see how well across-the-board Norwegian policies are supporting development in Myanmar.

Policy and institutional co-ordination

A White Paper on Norwegian development policies will be presented this spring. The paper takes the SDGs as its point of departure and thus also points out fields where there are synergies and challenges pertaining to other policy areas. The White Paper is subject to

a process of clearing with other ministries and will as such go some way towards resolving conflicts of interest and inconsistencies between policies. PCSD and how to achieve better coherence between policies is explicitly discussed in the White Paper.

Stakeholder participation

Civil society in Norway is very active in promoting the SDGs. They have also been instrumental in giving inputs to the White Paper and have participated in a public dialogue on how the SDGs should shape Norwegian Development Policies. Some of their suggestions have been incorporated.

Monitoring and reporting

There is one annual report to the Storting from the Ministry of Finance on the implementation of the SDGs in Norway and there is one annual report on how Norway fares in terms of PCSD presented by the MFA. Norwegian Church Aid has also twice now presented their own PCSD report where the Norwegian Government has been monitored and is held to account on several key coherence issues. In addition, cross-reference is also regularly made to the *Commitment to Development Index* and reasons for Norway's performance there are also considered.

Poland

Political commitment and leadership

The principle of policy coherence for development was incorporated in the new Multiannual Development Cooperation Programme 2016-20 – a document adopted by the Council of Ministers. According to this document, relevant government administration bodies (ministries) are responsible for ensuring that the sectoral policies are consistent with the SDGs and contribute to global development. The 2016-20 Development Cooperation Programme is of course in line with the SDGs.

The Development Cooperation Policy Council (composed of representatives of different ministries, parliamentarians, NGOs, employers' organisations and academia) is a forum where PCD issues, including suggestions on new priority areas and topics, are discussed.

Moreover, two priority areas in PCD were established in Poland:

- fighting against illicit financial flows (tax avoidance/evasion and money laundering)
- promoting and implementing standards of Corporate Social Responsibility and Responsible Business Conduct

Both PCD priority areas are implemented according to annual action plans ensuring a whole of government approach and including consideration of local, national and international dimensions.

After that the Ministry of Development, which is responsible for national implementation of the 2030 Agenda, in Poland's Strategy for Responsible Development will apply a sustainable lens to its domestic development model. The link between the implementation of the 2030 Agenda and PCD should be ensured by PCD/SDGs co-ordinators in the ministries.

The above-mentioned instruments should guarantee the integration of the development co-operation pillar of the 2030 Agenda into its national debate, strategy and institutional set-up for the SDGs.

Intergenerational timeframe

As mentioned above, the Ministry of Development is responsible for co-ordination of SDG implementation in Poland.

The implementation of the SDGs will be connected to the implementation of Poland's Strategy for Responsible Development and Plan for Responsible Development (which includes the long-term perspective).

Analyses and assessments of potential policy effects

In Poland, PCD has been introduced in to the Polish impact assessment procedure. A new question concerning the impact of regulations on social and economic development of Poland's priority countries (indicated in the multiannual programme for development cooperation 2016-20) has been inserted in the Guidelines for regulatory impact assessment. This document (adopted by the Council of Ministers) should create the basis for evaluating national policies' impact on the potential of socio - economic development in Polish Aid priority countries.

Policy and institutional co-ordination

Development Cooperation Policy Council (composed of representatives of different ministries, parliamentarians, NGOs, employers' organisations and academia) is a forum where PCD issues, including suggestions on new priority areas and topics, are discussed. This is also the forum where conflicts of interests and inconsistencies, especially in PCD priority areas, can be presented and discussed. Recommendations for solutions can be elaborated by the Development Cooperation Policy Council and then submitted to the Committee for European Issues (composed of deputy ministers from different ministries) and/or to the Council of Ministers.

Stakeholder participation

Stakeholder participation in PCD is ensured by composition of the Development Cooperation Policy Council (a main forum in Poland as far as discussion on PCD issues is concerned). It is composed of representatives of different ministries, parliamentarians, NGOs, employers' organisations and academia and gives the possibilities of broad consultations.

Portugal

Portugal will present its Voluntary National Review on the implementation of the Sustainable Development Goals at the High Level Political Forum (HLPF) on Sustainable Development, in July 2017. A rapporteur, based in the Ministry of Foreign Affairs, has already been appointed.

The first group of voluntary reviews, presented in July 2016, revealed early progress achieved by various countries, from different regions of the world, facing diverse development challenges, to cope with the ambition set by our 2030 common Agenda. With these early experiences in mind, Portugal will share with the HLPF where it stands in terms of internal implementation of the SDGs, efforts made so far in adapting institutional frameworks, and future steps in terms of alignment of national and external strategies towards those objectives.

Political commitment and leadership; Policy and institutional co-ordination

The co-ordination of the implementation of the 2030 Agenda in Portugal is led by the Ministry of Foreign Affairs, in close collaboration with the Ministry of Planning and Infrastructures, narrowing the gap as much as possible between its internal and external dimensions.

In the framework of the already existing Inter-ministerial Committee for Foreign Policy (CIPE), the Ministry of Foreign Affairs – headed by the Secretary of State for Foreign Affairs and Cooperation – launched a structured dialogue, involving all the Ministries, the development agency (Camões IP) and the National Statistics Institute (INE), which led to the allocation of roles and responsibilities amongst them, ensuring the implementation of the SDGs in a consistent and integrated manner.

Integrated approaches to implementation

Focal points were appointed in each Ministry to deal with the implementation of the 2030 Agenda, according to the early distribution of roles and responsibilities, namely the appointment of leading Ministries for each of the SDGs. These implementation and monitoring responsibilities given to Ministries comprise cross-sectoral actions, so the lead may be shared by two or more Ministries, and Ministries may contribute to different targets, in addition to their co-ordination role for a specific goal.

Intergenerational timeframe; Analyses and assessments of potential policy effects

Portugal expects to create an institutional framework that brings together the necessary political and operational tools to promote the implementation of the 2030 Agenda in a consistent and integrated manner, both at internal and external levels.

Under the leadership of Camões IP, the Inter-ministerial Commission for Cooperation (CIC) will lead, co-ordinate and monitor the external dimension of the implementation of the 2030 Agenda. Camões IP also participates in the Inter-ministerial Committee for Foreign Policy and is the Portuguese focal point for PCD, with responsibilities in promoting this issue at national level. Furthermore, the CIC was mandated, in 2014, to address Policy Coherence for Development.

The national report on the SDGs will be important to guide future work on PCSD ensuring increased synergies between these processes.

Local and regional involvement; Stakeholder participation

The Inter-ministerial Committee for Foreign Policy foresees the possibility of engaging multiple stakeholders, together with ministerial representatives on the implementation of the 2030 Agenda. A joint session is foreseen for March 2017.

Also a public consultation, led by civil society, is taking place, seeking the definition of a cross-sectoral national plan of action for civil society's participation in the implementation of the 2030 Agenda.

Additionally, the Global Compact Network Portugal celebrated, in January, the first anniversary of the "Alliance for the SDGs". This is a multi-stakeholder platform that promotes bridges of dialogue and co-operation as advocated by the SDG 17, and creates sustainable bases for the development of partnerships, projects, programs and actions, fostering institutional collaboration and sharing of information and good practices among engaged actors.

Monitoring and reporting

The dialogue led by CIPE established a consultation and reporting mechanism that will feed the follow-up and monitoring processes of implementation. On the other hand, some of the national strategies being used as general, sectoral or thematic baselines for the implementation of the 2030 Agenda, such as Europe 2020 and Portugal 2020, the Climate Policy Strategic Framework or the National Strategy on Security and Development, already have monitoring mechanisms, that will only need, at worst, to be adapted.

The National Statistics Institute (INE) is strongly engaged in the provision and identification of available data on the internal and external implementation of the SDGs in Portugal.

The road ahead

Development assistance plays an important role in supporting the institutional and legal capacity of partner countries to better cope with development challenges, but this is not enough: we believe the main means of implementation of the 2030 Agenda is to adopt appropriate policies, where Policy Coherence plays a key role.

In the scope of the Council of Ministers Resolution 82/2010, the ministerial network of PCSD focal points will work towards the definition of a national work plan for Policy Coherence for Sustainable Development. We plan to convene the second meeting of the network of PCD focal points in the first half of 2017 to define the measures to be taken and the timetable. This exercise will be anchored in the ongoing work on the internal and external implementation of the 2030 Agenda, in order to seek synergies and avoid unnecessary overlaps. The first step in the development of a national policy coherence plan will always have to be an analysis of the impact of a range of policies in developing countries and in the promotion of the SDGs (where the role of each Ministry is vital), followed by the identification and dissipation of possible inconsistencies, and the commitment to policies that can support development. Also, Camões IP is working on a “narrative” on Policy Coherence for Sustainable Development, which we believe will be useful for the work to be done within each Ministry.

Civil Society Project on PCSD financed by Camões IP: “Coerência.pt – a stronger, fairer and more sustainable cornerstone for development 2016-18”

There is an increased commitment to ensuring that internal policies not be in contradiction with external development efforts. In this line, NGOs “FEC-Fundação Fé e Cooperação”, “Instituto Marquês de Valle Flôr” and “CIDSE-Cooperação Internationale pour le Développement et la Solidarité” joined efforts to implement the “Coerência.pt – a stronger, fairer and more sustainable cornerstone for development 2016-18” project, which was financed by Camões IP.

Over the next 24 months, the project shall promote a set of activities that will raise awareness and develop a critical understanding of global interdependencies, and strengthen the value of Policy Coherence for Sustainable Development as the cornerstone of sustainable development. The project will bring together political decision-makers, ministerial experts/civil servants, networks of local agents, NGOs, students and the general public: the main players in development.

Along with a network of local agents, the project will launch new ideas for investigation, produce and share five case studies on PCSD, promote seminars on this subject, create a special direct phone line for PCSD issues, and disseminate a Guide to Citizen Action.

Seminar on the Sustainable Development Goal 16 – Effective and Transparent Public Institutions in the Framework of Development Cooperation

Under the “2016 Seminar on International Law”, the Portuguese Directorate-General for Justice Policy / International Relations Office held a seminar on “The Sustainable Development Goal 16 - Effective and Transparent Public Institutions, Development Co-operation”.

In this event, the Director-General for Justice Policy; the Vice-President of Camões-Institute for Cooperation and of Language and the Director for International Economic Organizations of the Ministry of Foreign Affairs, addressed an interested audience on issues such as the implementation of the 2030 Agenda in Portugal, and the role of Policy Coherence for Development in that context.

Development co-operation in the area of justice has sought to support the strengthening, training and modernization of the justice sector of partner countries, with particular emphasis on capacity building through the provision of counselling and training in the framework of the broad DAC guidelines, such as policy coherence, aid effectiveness, ownership and alignment.

Spain

Political commitment and policy statements

The Fourth Strategic Plan (*Plan Director*) for Spanish Cooperation established a firm commitment to move towards a comprehensive development policy based on a “whole-of-government” approach. In this regard, the central Administration is the main actor in charge of guaranteeing policy coherence for development (PCD) at its different levels (state, regional and local). However, the work of private actors is also relevant and it is fundamental to engage them in this policy debate in order to develop viable solutions.

Following DAC recommendations, the revised Guidelines for the Establishment of Country Partnership Framework (CPF, known as MAP in Spanish), published in May 2013⁵, include a chapter on Policy Coherence for Development, which comprises the elaboration of a mapping process of Spanish non-ODA policies related to partner countries. This process will be completed by a debate within the country-based co-ordination team - where all Spanish actors working in the partner country are represented - about potential synergies between ODA and non-ODA policies. Additionally, there is a consultation at headquarters to enhance policy coherence involving the Ministries, regions and NGOs specifically concerned in each case.

The Fifth Strategic Plan is being designed so as to treat policy coherence much more as a core value, in line with the diagnosis of Spanish Cooperation.

Policy co-ordination mechanisms

One of the characteristics of Spanish Cooperation is the rich variety of actors it includes. This wealth poses, nevertheless, a serious challenge in terms of co-ordinating these diverse actors which may impact directly on the coherence of our co-operation. Aware of this challenge, Spanish Cooperation has put in place several instruments to facilitate co-ordination and ensure coherence.

There are three main bodies where the different actors meet and exchange information and views on development policies: The Inter-territorial Commission of Cooperation, which brings together the Secretary General for International Development Cooperation

(SGCID by its initial in Spanish), AECID, all of the Spanish Autonomous Communities and a representation of local and provincial powers; the Inter-ministerial Commission of Cooperation, which includes all departments of national government; and, ultimately, the Development Cooperation Council, covering all departments of government along with a representation of civil society (NGDOs, universities, trade unions and employers' associations among others).

The Inter-territorial Commission of Cooperation

This co-ordination mechanism gathers at least yearly under the chairmanship of the SGCID. The latter is joined by the heads of co-operation offices of the 17 autonomous communities and two autonomous cities, plus a representation of four persons from the national association of local and provincial authorities. In these meetings a general review of policies and current affairs in the field of development co-operation is carried out and respective experiences shared.

Further regular activities take place in between these meetings: autonomous communities have their own network of regular consultations (the so called "Proceso de Portugalete") and SGCID has also developed a network of bilateral agreements with many of these 17 entities to provide mutual information on various activities, notably humanitarian assistance and the exchange of relevant data for the purpose of gathering ODA statistics.

The Inter-ministerial Commission of Cooperation

This co-ordination mechanism gathers at least yearly under the chairmanship of the SGCID. The latter is joined by the persons responsible for development co-operation activities in all of the Ministries. It plays a particularly important role in the drafting and approval of important policy planning documents, like the Cooperation Master Plan.

In addition to regular and very frequent ad hoc consultations with relevant departments, another forum has been revived recently in order to provide more operational exchanges with Ministries: the Policy Coherence Focal Points Network. Through this network, the operatives directly responsible for development co-operation issues in the different ministries can come together and share plans and experiences among themselves and with the PCD unit of SGCID.

The Development Cooperation Council

This consultative mechanism gathers in plenary meetings at least three times a year under the chairmanship of the Secretary General for International Development Cooperation (SGCID), joined by a wide representation from ministries, NGDOs, universities, trade unions, employers' associations, etc. The Plenary is complemented and supported by a Steering Committee which meets roughly once a month and ensures the continuity of the Council's work. A follow-up Commission gathers monthly to debate, monitor progress and make proposals on the most relevant matters.

The Council is the main consulting forum on development policies among a wide variety of actors and plays a very particular role in the consultation and debate on important policy documents like the Master Plan and the yearly communications. SGCID also disseminates the most significant reports and evaluations through the Council to the general co-operation community. There are other working groups within the Cooperation Council as well as other commissions (such as the one on Policy Coherence for Development).

Capacity and awareness of government departments

In addition to its direct co-ordination purposes, SGCID and particularly its PCD unit have put a lot of effort into reviving the Policy Coherence Focal Points Network as the main instrument for increasing awareness of development co-operation policies in the different ministries. This awareness runs normally in parallel with the responsibilities and available capacities of each ministry in co-operation policies. These capacities and awareness are particularly high in departments with regular and heavy involvement in development activities: the Ministry of the Economy and Competitiveness (with direct responsibility over MFIs), Ministry of Agriculture Foods and Environment, Ministry of Health and Social Affairs and Ministry of Education, Culture and Sports. These Ministries are also the most regular and frequent counterparts of SGCID and AECID, interacting with them almost on a daily basis.

Nevertheless, SGCID makes a constant effort to raise awareness of development co-operation in general and of PCD in particular among the Spanish administration. For this purpose the Inter-ministerial Commission and the Cooperation Council are very useful tools; but occasionally development cooperation is also raised in higher governmental fora like the Delegate Commission for Economic Affairs or the Council of Ministers itself.

In order to raise knowledge and awareness within the Administration (both central and regional), SGCID organised a training course together with the INAP (National Institute for Public Administration) in April 2015. The course, very well perceived by those who took part in it, aimed at providing basic knowledge and tools about International Cooperation for Development in the remit of Policy Coherence.

Systems for analysis, monitoring and reporting

Analysis of policy coherence for development issues

In addition to the Inter-ministerial Commission and the Focal points Network already mentioned above, in this period SGCID created its own Aid Effectiveness and Policy Coherence Unit. This Unit co-ordinates all PCD activities and follows these matters in the international agenda, participating for example in the OECD's national PCD focal points network. The Unit also provides its support to the PCD focal points network and disseminates PCD information and analysis. In addition to promoting the legal framework and political push for PCD in the Spanish co-operation system, several instruments have been put in place to promote the consideration and implementation of PCD in SC strategic planning, both at headquarters and in the field. In this area, both CPF (planning document for partner countries' activities) and MAEs (planning document for relations with a multilateral organisation) highlight the synergies between development co-operation and other policies. At headquarters, SGCID and AECID consult again with the relevant ministries when formulating final priorities.

Monitoring and reporting on policy coherence

As part of its regular activities, the Aid Effectiveness and Policy Coherence Unit of SGCID submits a biennial PCD report. This report analyses the activities and improvements in the field of PCD during the relevant period. It is communicated to all the relevant fora that oversee Spanish development co-operation policy: commissions of both chambers of Parliament and the Development Cooperation Council. The report is also uploaded on the Spanish Cooperation webpage.

The Development Cooperation Council deserves a special mention in this regard, as it has a permanent sub-commission specifically devoted to PCD, established through its founding legal Act (and including representatives from the PCD Unit, several ministries, NGOs and experts). This sub-commission is the first recipient of this report which it analyses, issuing a separate opinion which is also communicated to the Plenary of the Council, to the Parliament and afterwards published.

The PCD sub-commission of the Council also organises regular PCD knowledge-sharing activities and exchanges of information and expertise on the matter among the wider development co-operation community: NGOs, academia, private and public practitioners, etc. These activities help raise awareness and improve tools for the implementation of the principles of PCD in the Spanish development system. The process by which the biennial report is issued has been recently reviewed by SGCID and the Policy Coherence Unit of the OECD.

Additionally, the specific PCD training mentioned above has been delivered to all the ministerial units in order to enhance their reporting capabilities. A three-day course with a comprehensive syllabus was organised and most ministries participated. Further sessions have been requested.

2015 Policy Coherence for Development Report⁶

- In 2015, we undertook our biennial PCD report within the Spanish General Administration, covering the 2013-14 period.
- First of all, it is important to highlight that collaboration with the OECD Policy Coherence Unit was a key factor in the process of reviewing and adapting our methodology in order to incorporate the comments made by the council for the previous exercise (2013 PCD report⁷). In this sense we developed a theoretical framework to put into practice with the ministries.
- The result of the process is described in the following points:
- More information regarding non-ODA flows with an impact on developing countries was incorporated in the report compared with the previous exercise (2013 PCD report).
- Units have developed a sense of ownership with the exercise and with the concept of PCD. While it is still perceived as weak, it contributes widely to reinforce the message that all departments and every policy contribute to sustainable development.
- The exercise is well aligned with the strategic lines adopted in the Spanish Master Plan. There is also a link with the SDG and, furthermore, with the Spanish External Action Plan.
- The Focal Points network has been strengthened and that adds to the notion of ownership. However, a wider ranging unit is deemed necessary to assume the lead in this exercise.
- The volume of information obtained is huge and this exercise has been carried out under difficult circumstances in terms of human resources (notably due to understaffing).
- The report was completed between September 2015 and May 2016, when there was not enough clarity as to which definition and concept should be used: Policy Coherence for Development or Policy Coherence for Sustainable Development.
- More in-depth analysis is required in the “core competence areas” of the different units (such as Trade, Defence and Climate Change among others).
- The criteria to identify best practices and bottlenecks for PCD within the different units should be defined and made explicit. More quantitative information should be provided so as to promote the reports’ objectives.

- Recommendations for the next period are outlined as follows:
 - ❖ The adoption by the Council of Development of a realistic and achievable methodology that is more appropriate and applicable in order to reach the biennial report objectives.
 - ❖ To take into account other strategic documents mainly the Master Plan for Spanish Cooperation and the External Action Plan.
 - ❖ Communication actions of PCSD are necessary across the administration and government in order to raise awareness.
 - ❖ The adoption of the 2030 Agenda within the Spanish Government and Administration with the required legal and functional changes.

Illustrations of policy coherence for development in specific areas

Beyond the strengthening of interdepartmental co-ordination through the creation of new institutional mechanisms, much progress has been made in the past few years to improve dialogue and working ties between different ministries on specific issues linked to development objectives, seen as key steps towards policy coherence for development. The main examples of this collaboration are (others can be found in the 2015 PCD report):

- During this period, the Ministry of Economy and Competitiveness (MINECO) and the Ministry of Foreign Affairs and Cooperation (MAEC following its Spanish acronym) re-established an International Trade Negotiation Consultative Commission to prepare common positions regarding International Trade.
- Regarding the 2030 Agenda and the AAAA Spain elaborated position papers resulting from an extensive consultation process. This fact created synergies and initiatives that have been highly appreciated by stakeholders.
- There is also collaboration on Debt-Swap agreements linked to work on CPF Agreements.

OECD Peer Review of Spain: the focus on Policy Coherence

Main findings of the OECD 2015 Peer Review of Spain

More broadly, Spain's Fourth Master Plan promotes policy coherence for development as one of four tools to increase the overall effectiveness and quality of development co-operation. The new Policy Coherence Unit in the Ministry of Foreign Affairs and Co-operation (MAEC) and two co-ordination bodies – the Inter-ministerial Network of Focal Points and the Policy Coherence for Development Commission of the Development Co-operation Council – have improved the flow of information between government departments and helped institutionalise the concept of co-ordinated, external action for development.

However, their mandate is focused on external action only, which prevents them from addressing the effects of domestic policies on global development.

In addition, because they do not include ministers, they do not have the capacity to arbitrate between any competing interests. As a result, there is no proper analysis of policy or screening to identify priority issues.

Spain will need to give the policy coherence and co-ordination bodies a mandate to address domestic policies, finalise the prioritisation of coherence issues, and revise the methodology for reporting to parliament if it wants to achieve policy coherence for sustainable development. To this end, the 2030 Agenda offers Spain an opportunity to mobilise political leadership.

A number of structures continue to serve a function of consultation and information exchange among government and non-government stakeholders.

However, they have mostly been unable to exert sufficient or timely influence on MAEC policy and decision making. They should undergo review to ensure that they are mandated to work towards and drive whole-of-government approaches and policy coherence.

The intention of making Country Partnership Frameworks with whole-of-country strategies, supported by in-country co-ordination mechanisms, is positive. The Ambassador of Spain in each country leads co-ordination efforts by, for example, chairing the permanent co-ordination groups that oversee Spanish development co-operation actors in partner countries and territories. However, there is evidence that, outside AECID, decentralised co-operation actors and NGOs that receive government grants make little use of the frameworks as planning instruments and are not systematically included in co-ordination groups.

Recommendations of the OECD 2015 Peer Review of Spain

In order to improve the coherence and consistency of its support for the multilateral system, Spain should reduce the number of government departments providing multilateral assistance, within the Ministry of Foreign Affairs and Co-operation and beyond, and better co-ordinate support between them.

Spain should review and refine the mandates of its whole-of-country co-ordinating bodies – at headquarters and in partner countries and territories – so that they contribute more effectively to policy and programming.

Sweden

Political commitment and leadership

All ministers are responsible for the implementation of the 2030 Agenda in Sweden. The Minister for Public Administration and the Minister for International Development Cooperation and Climate have been tasked with a specific responsibility for implementation of the Agenda (national and international co-ordination respectively). Partly in response to the increasing importance given to an administration's ability to work efficiently on cross-cutting issues, the organisation of the Ministry for Foreign Affairs was revised in April 2016. As for the international implementation of the 2030 Agenda, it was grouped together with the Addis Ababa Action Agenda and the co-ordination of PCSD.

To raise awareness and political support for the implementation of the 2030 Agenda, the Prime Minister of Sweden together with his counterparts from Brazil, Colombia, Germany, Liberia, South Africa, Tanzania, Timor-Leste and Tunisia, has formed an informal High-level group. Her Royal Highness Crown Princess Victoria of Sweden participates in an SDG Advocacy Group of eminent persons to promote implementation of the 2030 Agenda initiated by the former United Nations Secretary General.

Sweden works for an effective global partnership and strong multilateral institutions to support the efforts of governments and other actors to implement the agenda. Sweden is an active partner in ongoing UN reform efforts. Sweden takes a holistic approach to reform in order to ensure coherence. Financing reform is necessary for the UN to support Member States implementing the 2030 Agenda. Sweden aims towards increased and high-quality core funding as well as less tightly earmarked contributions.

In March 2016, the Swedish government appointed a multi-stakeholder National Committee to promote the implementation of the 2030 Agenda throughout Swedish society. The Committee will put forward a proposal for a comprehensive action plan in May 2017. Civil society organisations, government authorities, municipalities, academia, private sector and trade unions are at the core of this endeavour.

In August 2016, around 90 authorities, including all country administrative boards, reported to the Government on their contribution to the implementation of the 2030 Agenda. In the reports, which had to integrate a gender equality perspective, they also assessed whether the operations in the area of the 2030 Agenda, were sufficient or not.

During 2016, the 2030 Agenda was integrated into the operational planning of the Government offices and partly into the central government budget. Prior to that, specific areas, relevant to the rights perspective of the 2030 Agenda and the principle of 'leaving no one behind', were integrated into various appropriations of the budget, such as democracy and human rights, child rights, national minority rights and gender equality.

The 2030 Agenda and PCSD were also integrated or constituted the framework of several new policies within the foreign policy of Sweden: The new human rights policy and the aid policy framework for example. One of the areas of focus for the action plan of the Swedish Feminist Foreign policy during 2016 was to "Promote the participation of women and girls as actors for economically, socially and environmentally sustainable development". As the action plan is an attachment to the operational plan of the foreign ministry and all foreign missions, reports were handed in detailing results in this area. It was done by implementing systematic gender mainstreaming, based on knowledge and analysis.

Integrated approaches to implementation

The Swedish constitution states that society as a whole should strive for sustainability. In the beginning of 2017, all ministries were assigned to report annually to the Ministry of Finance on how they contribute to the 2030 Agenda and integrate the three dimensions of sustainability. The PCSD action plans which are revised annually are part of the efforts to integrate the three dimensions of sustainability and to highlight inconsistencies.

Intergenerational timeframe

This is part of the assignment given to the multi-stakeholder Committee mentioned above.

In the Swedish implementation of the 2030 Agenda, the Swedish environmental goals play an important role. The Swedish Parliament has set a number of environmental objectives to promote sustainable development. The overall goal is to hand over to the next generation a society in which the major environmental problems in Sweden have been solved, without increasing environmental and health problems outside Sweden's borders. The follow-up of the environmental goals is done in the framework of the 2030 Agenda. The indicators in this area will form an important part of the monitoring of the environmental dimension of the 2030 Agenda.

Policy and institutional co-ordination; Analyses and assessments of potential policy effects

The Swedish government functions through a well-established whole-of-government approach. The Swedish model of governance is based on decisions being taken by the government as a whole. This provides a good basis for coherent decision making in support of the implementation of the 2030 Agenda.

The Swedish government is implementing the relaunch of Sweden's Policy for Global Development that was initiated in 2014 in response to the 2030 Agenda. All Government ministries are implementing the action plans on PCSD in relation to the SDGs. The action plans will be revised during the autumn of 2017.

According to the Policy for Global Development, the Government should report to the Parliament on a regular basis on how PCSD is implemented, including conflicts of interest. In May 2016, the Government handed over a communication to the Parliament entitled "Sweden's policy for global development in the implementation of the 2030 Agenda". A reporting model for Sweden's policy for global development, linked to the new Global Goals was thus introduced. In the Communication, which was partly based on the action plans elaborated by all ministries, a more in-depth account was given of thematic areas where the Government has expressed a particular ambition for the period 2014–16. Within these thematic areas, the Government also reported potentially conflicting goals and conflicts of interest, where there is further potential for synergy and coherence. These areas are: corporate social responsibility, capital flight and tax evasion, sustainable energy, sustainable consumption and production, and security and development. In June 2016, a hearing was organised in the Parliament on the communication with a focus on capital flight and tax evasion.

Local and regional involvement

Municipalities and counties are key to the implementation of the 2030 Agenda. Sweden has a decentralised system where public services are mainly provided by the local authorities. The Swedish Minister for Public Administration, who is responsible for the co-ordination of the national implementation of the 2030 Agenda, is in charge of municipalities and counties. He is actively pursuing a dialogue with these actors and will for example carry out four dialogue meetings on different themes relevant to the 2030 Agenda in Sweden during the spring.

The government appointed a multi-stakeholder National Committee that has the task of promoting the implementation of the 2030 Agenda throughout Swedish society. It has a specific assignment to focus on the regional and local levels. The committee will consult with all the municipalities of Sweden on the implementation of the Agenda and propose communication measures in order to enhance knowledge about it among the population.

The municipalities are also part of the Swedish consultations and reference group convened with external actors in view of the Voluntary National Review (VNR) at the High Level Political Forum in July 2017.

Stakeholder participation

As mentioned, the National Committee has the task of promoting the implementation of the 2030 Agenda throughout Swedish society and is also assigned to propose communication measures.

Sweden has chosen to adopt an inclusive approach to the VNR at the High Level Political Forum in July 2017. In January a kick-off meeting for the consultations was organised with around 120 participants. A reference group with representatives from the whole of society has been established and actors from civil society organisations, municipalities, academia, the private sector and trade unions have been encouraged to send in their contributions to the report. In April and June two other meetings will be organised, as well as one follow-up meeting after the HLPF, for the dissemination of results to the broader public. The Government holds a continuous dialogue with representatives from civil society regarding

PCSD and has organised several thematic meetings with various actors on the 2030 Agenda, for example one in January with the finance sector on sustainable investments.

Monitoring and reporting

The Government has assigned the national statistical office, Statistics Sweden, the task of elaborating a proposal for national indicators to track progress on the 2030 Agenda, which will also form part of the HLPF report. Other stakeholders, such as authorities and civil society, are also consulted in the process.

The committee's proposal for a comprehensive action plan for Sweden's implementation of the 2030 Agenda will also contain proposals for effective forms of monitoring of the implementation at local, regional and national level in Sweden. These proposals shall, wherever possible, be based on existing statistics and established monitoring structures and forms of consultation.

Availability of and access to reliable information and data will be particularly challenging in many developing countries. Sweden has excellent and well documented expertise in working in the area of statistics in our development programs. Statistics Sweden has co-operated with the government agency for development co-operation, Sida, for many years. This work will continue with the aim of promoting better availability of statistics regarding the implementation of the 2030 Agenda, especially in LDCs.

The PCSD communications to Parliament also constitute an important part of the monitoring of PCSD, as does the follow-up of the operational planning of the Government offices and the foreign missions on the 2030 Agenda.

Switzerland

Political commitment and leadership

Switzerland's PCD system is embedded in a political-administrative culture of consensual decision-making and interdepartmental co-operation.⁸ This feature is ultimately due to the regular use of referenda and the inherent pressure for compromise that it creates. By politicising issues, this culture is conducive to PCD: it increases public scrutiny, which plays in favour of the interests of developing countries when they are weighed against vested economic interests. On the other hand day-to-day politics encourages a short-term frame of analysis, which can play against sustainable development.

In Switzerland, the concern for PCD reaches back to a 1976 Federal Law⁹ which introduced the idea that economic and trade policy should be coherent with commitments made to the South, an idea further explored by the 1994 national Guidelines on North-South Cooperation.¹⁰ Since then Switzerland has increased its expertise and commitment to addressing the impact of non-aid policies on developing countries. The federal *Dispatch on International Cooperation 2017-20* calls for all departments to work towards greater coherence for development. It states that synergies should be identified and built upon, while trade-offs should be acknowledged and arbitrated. The five priority policy fields for PCD are: environment; trade and investment; migration; tax and international financial flows; and health (Federal Gazette, 2016).

Switzerland promoted and adopted the 2030 Agenda, along with its principle of PCSD. Very similar to the understanding at the level of the European Union, PCD is understood as an important contribution to a collective effort towards achieving broader policy coherence for sustainable development.¹¹

Integrated approaches to implementation

The main actors involved in PCD are the Federal Council at the political level, a seven-member executive council heading the federal administration and operating as a collective presidency and as a cabinet. At the technical level, the offices in charge with promoting PCD are the Swiss Agency for Development and Cooperation (SDC) on the one hand and the State Secretariat for Economic Affairs (SECO) on the other, with SDC as the lead agency in PCD matters. The institutional backbone conducive to promoting PCD is a two-tiered consultation mechanism: a technical consultation is organised by the office in charge of a policy, which gathers and consolidates comments from other offices. This step is then followed by a political consultation among Federal Councillors prior to and in view of final decisions. SDC has a mandate to assess the PCD perspective in the technical phase, which leads it to comment yearly on between 70-90 cabinet items. The political phase can consist in escalating the conflict between competing policies for arbitration by the Federal Council in his cabinet meetings. A majority of strategies for operations on the ground in partner countries are integrated, which also contributes to PCD in many cases. An Advisory Committee on International Development Co-operation also contributes to PCD by bringing together multiple stakeholders.

Analyses and assessments of potential policy effects

In compliance with a recommendation by the 2013 *DAC Peer Review* (OECD, 2013), the SDC is developing a monitoring and reporting system which also includes international indicators. In order to monitor operations on the ground, SDC internally developed and introduced *aggregated reference indicators* on PCD into the monitoring system of the *Dispatch on Switzerland's International Cooperation 2017-20*.

Aggregated reference indicators on PCD will provide first insights into the operational activities of the SDC in partner countries regarding PCD-related topics. Being mostly at an aggregate level and providing little information about the actual activities, outputs and outcomes of SDC operations on the ground, these indicators will be complemented by additional information provided by the *Annual Reports* from Field Offices on developments and Swiss activities in different PCD related topics.¹²

This approach, aimed at providing systematically evidence on potentially negative or positive impacts of Swiss policies on other countries and at informing decision-making at all levels, shall be complemented by specific thematic or country studies. As a study on food security in Burkina Faso illustrates, case studies from a PCD perspective are indispensable to capture realities on the ground and are of potentially high strategic value (ECDPM and CEDRES, 2017).

Stakeholder participation

In most recent times, efforts have been increased to mobilise knowledge for sustainable development from a specific PCD perspective. Partnerships have been established with university institutes in thematic fields particularly relevant from a PCD perspective. In collaboration with the Swiss National Science Foundation, SDC launched a call for proposals for a research program entitled *Natural Resource Governance for Sustainable Development* to study questions on commodities trading, investments in natural resources and on illegal and unethical financial flows (expected available funding: around CHF 6 million).¹³

Monitoring and reporting

Traditionally, concern for developing countries in Switzerland was fostered by mechanisms and discourse on trade-offs, synergies and the political economy of decision-making in thematic areas, rather than by the discourse on PCD itself. The elaboration of monitoring systems has not been linear and faces the challenge of attributing development outcomes to PCD efforts. The current monitoring system counts the number of times that SDC is solicited, provides input, and has its input taken into account – for 2016, respectively 403, 82 and 77 times. Following a recommendation by the DAC Peer Review 2013, SDC is currently examining the issue more closely in order to establish a dual form of monitoring: ex-ante assessment of the Federal Council's policy initiatives which have an impact on developing countries; ex-post indicator-based annual reports from the field, impact assessment on thematic issues and Foreign Policy Reports.

With regard to the domestic dimension (*PCD domestic monitor*), the SDC mandated a specialised international think tank (ECDPM) and a Swiss academic consortium to develop an indicator-based approach for establishing a genuinely Swiss PCD monitoring and reporting instrument. For monitoring operations on the ground, SDC internally developed and introduced *aggregated reference indicators* on PCD into the monitoring system of the *Dispatch 2017–20* (see above).

With this two-tiered monitoring system, SDC's efforts aim to develop a PCD monitoring system which will include the domestic and international levels as well as operational activities in partner countries. It is expected that the results of both monitoring frameworks will provide a more comprehensive understanding of PCD challenges at different levels. An instrument which combines domestic and international dimensions could develop its potential even more fully if the system were to be made accessible, at least in part, to non-governmental stakeholders.

Notes

1. For more information, please refer to: http://japan.kantei.go.jp/97_abe/actions/201605/20article2.html; www.mofa.go.jp/files/000198344.pdf; www.mofa.go.jp/mofaj/gaiko/oda/files/000178371.pdf.
2. For more information, please refer to: www.kantei.go.jp/jp/singi/sdgs/dai2/siryou3e.pdf; www.kantei.go.jp/jp/singi/sdgs/dai2/siryou2e.pdf.
3. See www.objetivosdedesarrollodelmilenio.org.mx.
4. See <http://agenda2030.mx/>.
5. It includes a methodology, a roadmap and toolkit to guide the process, complemented by the operational programming system and sector plans. Available at: http://www.cooperacionespanola.es/sites/default/files/map-metodologia_2013_sgcid.pdf.
6. Available at: www.cooperacionespanola.es/sites/default/files/informe_coherencia_politicas_desarrollo_2015_cooperacion_espanola_documento_extenso.pdf.
7. Available at: www.cooperacionespanola.es/sites/default/files/informe_coherencia_politicas_desarrollo_2013_cooperacion_espanola.pdf.
8. For a succinct description of Switzerland's PCD approach, see James Mackie, Martin Ronceray and Eunike Spierings, *Policy Coherence & the 2030 Agenda: Building on the PCD experience*, ECDPM, Maastricht 2017. The present country report draws extensively on this ECDPM report.
9. Loi fédérale sur la coopération au développement et l'aide humanitaire internationales du 19 mars 1976. www.admin.ch/opc/fr/classified-compilation/19760056/index.html.
10. Lignes Directrices Nord-Sud. Rapport du Conseil fédéral sur les relations Nord-Sud de la Suisse dans les années 90 du 7 mars 1994. www.shareweb.ch/site/Development-Policy/Documents/sharewebResource_en_11999.pdf.

11. For a summary of the Swiss Government's Commitment on PCD see the Federal Council's 2016 Foreign Policy Report of 11 January 2017, p. 169. www.news.admin.ch/news/message/attachments/46915.pdf.
12. For more details Monitoring Policy Coherence for Development. Developing indicators for domestic policies and operations on the ground – Efforts and experiences 2015-2016 of Swiss Development Cooperation. By Werner Thut and Silja Kohler, SDC, 2017.
13. Swiss National Science Foundation (n.d.), Call for Proposals: Natural resource governance for sustainable development, Programme for Research on Global Issues for Development, www.r4d.ch/SiteCollectionDocuments/r4d_Call_AddThematicCall.pdf (accessed 10 March 2017).

References

- ECDPM and CEDRES (2017), *A Study on policy coherence for agricultural development and food security in Burkina Faso*, European Centre for Development Policy Management (ECDPM) and Centre d'Études, de Documentation et de Recherche Économiques et Sociales (CEDRES), Maastricht/Ouagadougou.
- Federal Gazette (2016), *Message sur la coopération internationale 2017–2020*, p. 2237, www.admin.ch/opc/fr/federal-gazette/2016/2179.pdf.
- OECD (2013), "Switzerland", in *Development Co-operation Report 2013: Ending Poverty*, OECD Publishing, Paris, <http://dx.doi.org/10.1787/dcr-2013-45-en>.

Chapter 3

Integrated approaches for eradicating poverty and promoting prosperity

The 2030 Agenda emphasises that the SDGs are integrated and indivisible and that a new approach is needed to address them effectively. This chapter applies policy coherence for sustainable development (PCSD) as a lens to identify key inter-linkages between the seven goals to be reviewed by the High-Level Political Forum on Sustainable Development in 2017 drawing on relevant OECD analysis. The chapter is intended to inform policy-making by illustrating how the implementation of the SDGs could be addressed in an integrated manner, taking into account the economic, social and environmental dimensions of sustainable development.

The statistical data for Israel are supplied by and under the responsibility of the relevant Israeli authorities. The use of such data by the OECD is without prejudice to the status of the Golan Heights, East Jerusalem and Israeli settlement in the West Bank under the terms of international law.

Introduction

The Sustainable Development Goals (SDGs) are an indivisible set of global priorities that integrate economic, social and environmental dimensions. They envisage a world free of poverty, hunger and inequality; where good quality education, health care and decent work are available to all; and where economic growth is not at the expense of the environment. The 2030 Agenda emphasises that “the interlinkages and integrated nature of the SDGs are of crucial importance in ensuring that the purpose of the new Agenda is realised” (UNGA, 2015). Yet policy-makers are struggling to manage and leverage linkages among goal areas, and to operationalise an integrated implementation of the SDGs.

The High Level Political Forum on Sustainable Development (HLPF) 2017 will consider the theme: “Eradicating Poverty and Enhancing Prosperity in a Changing World”. The HLPF 2017 will review in depth the following set of goals along with SDG17 on the means of implementation:

- Goal 1. End poverty in all its forms everywhere.
- Goal 2. End hunger, achieve food security and improved nutrition and promote sustainable agriculture.
- Goal 3. Ensure healthy lives and promote well-being for all at all ages.
- Goal 5. Achieve gender equality and empower all women and girls.
- Goal 9. Build resilient infrastructure, promote inclusive and sustainable industrialisation and foster innovation.
- Goal 14. Conserve and sustainably use the oceans, seas and marine resources for sustainable development.

This chapter applies policy coherence for sustainable development (PCSD) as a lens to highlight selective OECD work related to the theme of the HLPF 2017. In particular, it seeks to identify the *critical interconnections* among these six goals. The chapter draws on relevant OECD analysis to highlight some of the fundamental *synergies* and *trade-offs* which need to be managed to ensure an effective implementation. It also explores ways to *integrate* economic, social and environmental aspects in a balanced manner as well as to consider *transboundary impacts* in implementing the SDGs, all at the core of a PCSD approach.

Policy coherence: vital for eradicating poverty and achieving sustainable development

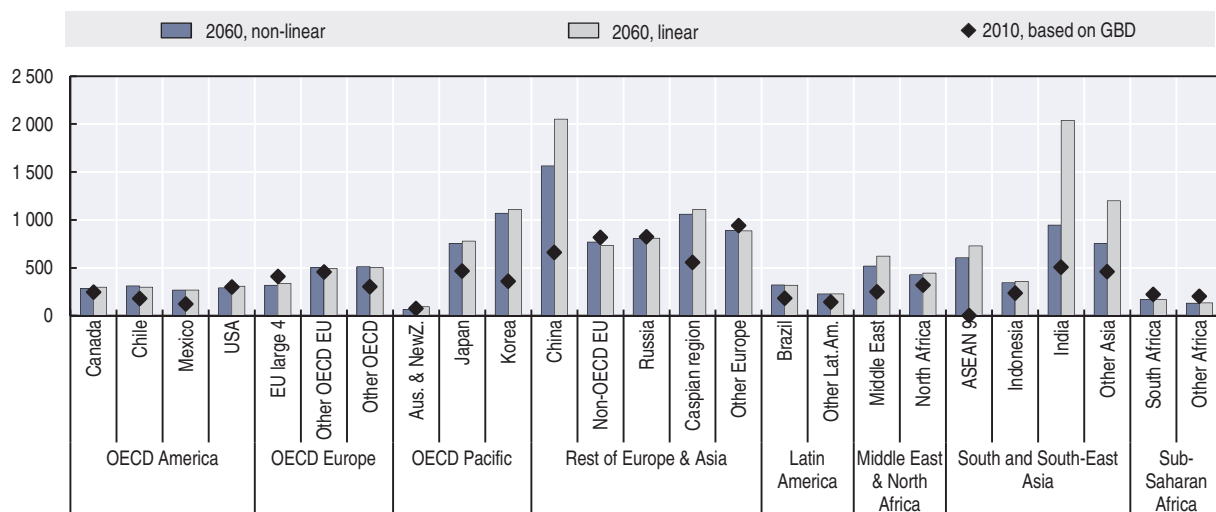
A key starting point in the 2030 Agenda is the recognition that “eradicating poverty in all its forms and dimensions... is an indispensable requirement for sustainable development” (UNGA, 2015). Eradicating poverty will be more challenging in a planet facing natural resource degradation, scarcity and climate change. Systemic threats such as climate change have disproportionate impacts on poor people and communities and aggravate inequalities. Climate scenarios predict that tropical areas will be at higher risk of climate hazards – such as floods, drought, storms, etc. – including countries in Africa

and South and South-East Asia, Small Island Developing States and the countries where livelihoods depend on climate sensitive natural resources such as agriculture, fisheries and forestry. These countries are also those least able to prevent or cope with the most adverse effects (UNDESA, 2016).

Efforts in the past at eliminating income poverty have brought about important economic and social benefits but often at the expense of the environment. In many cases these efforts have entailed significant depletion of natural resources and important costs and damage to human health and well-being, thus partly offsetting the benefits they aimed to achieve. In China, for example, three decades of openness and average annual GDP growth of 10% have helped lift hundreds of millions of people out of extreme poverty. The share of population living in extreme poverty declined from above 90% in the early 1980s to less than 10% today. However, as the Chinese government recognises, the growth model is no longer sustainable, and has had significant negative externalities. For example, carbon dioxide (CO₂) emissions have more than tripled in two decades to reach 28% of global emissions in 2013, and air pollution is estimated to have caused 1.3 million premature deaths in 2010 (OECD, 2016a). China is projected to have a high number of deaths caused by outdoor air pollution per million people (Figure 3.1). In the same year, the cost of the health impact of air pollution in China was estimated to be USD 1.4 trillion (OECD, 2016b).

Figure 3.1. **Premature deaths from exposure to particulate matter and ozone**

Number of deaths caused by outdoor pollution per year per million people



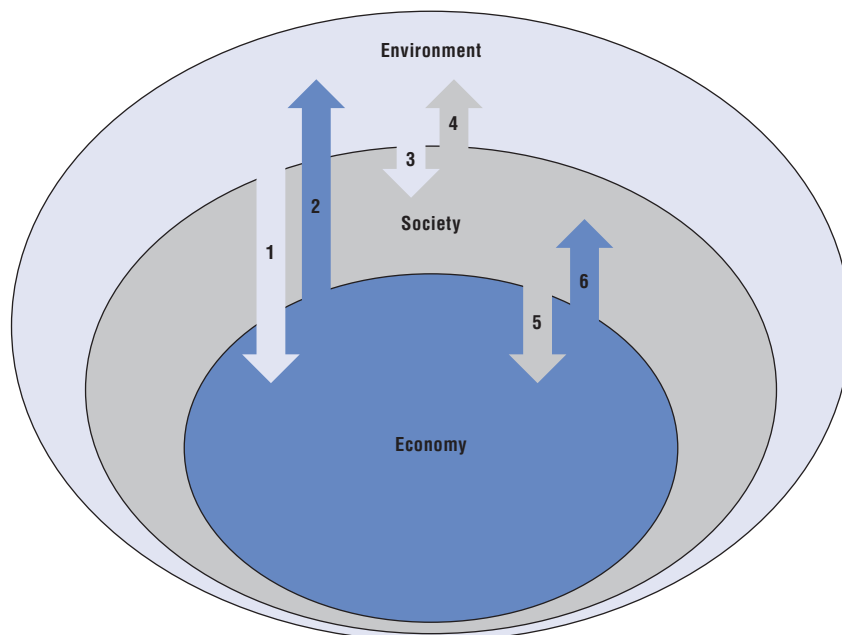
Source: OECD (2016b). StatLink: <http://dx.doi.org/10.1787/888933357356>.

The 2030 Agenda underlines the need “to protect the planet from degradation, sustainably managing its natural resources and taking urgent action on climate change, so that it can support the needs of the present and future generations” (UNGA, 2015). This is critical for achieving SDG1 on eradicating poverty. Many of the natural resources that support prosperity and human well-being – such as water, land, soils, minerals – are finite or only replenished by very slow natural cycles, and need to be preserved and managed responsibly. It is estimated, for example, that without improvements in water management, by 2050 3.9 billion people – over 40% of the world’s population – are likely to be living in river basins under severe water stress, and 1.4 billion people without access to basic sanitation (OECD, 2012).

The sustainable use and management of resources to eradicate poverty and support human wellbeing calls for a better understanding of how the environment, society and economy interact. This means:

- (i) acknowledging the integrated nature of sustainable development, i.e. that the economy exists within a society and both are supported by the environment, which provides critical natural resources and services (Figure 3.2);
- (ii) addressing complex synergies and trade-offs between economic, social and environmental priorities; and
- (iii) “making choices between using resources to maximise current human wellbeing or preserving resources for future use; or between maximising the human well-being of one country at the expense of others” (UNECE/OECD/Eurostat, 2014).

Figure 3.2. **The economic, social and environmental dimensions of sustainable development**



1. Environmental services to the economy (e.g., natural resources, sink functions, contributions to economic efficiency and employment).
2. Effects of economic activity on the environment (e.g., resource use, pollutant discharge, waste).
3. Environmental services to society (e.g., access to resources and amenities, contributions to health, living and working conditions).
4. Effects of social variables on the environment (e.g., demographic changes, consumption patterns, environmental education and information, institutional and legal frameworks).
5. Effects of social variables on the economy (e.g., labour force, population and household structure, education and training; consumption levels, institutional and legal frameworks).
6. Effects of economic activity on society (e.g., income levels, equity, employment).

Source: Adapted from OECD (2005).

Eradicating poverty and supporting the needs of the present and future generations, as called for by the 2030 Agenda, will depend on how society uses and manages its resources (natural, economic, human and social capital). The more efficiently and sustainably these resources are used and the better they are managed in the “here and now”, the more capital is left for people “elsewhere” on the planet and “later” for future generations (UNECE/OECD/Eurostat, 2014). The 2011 OECD Green Growth Strategy provided initial guidance to

governments on how to achieve economic growth and development, while preventing costly environmental damage and inefficient resource use. Since 2011, progress has been made in aligning economic and environmental priorities (OECD 2015a). Green Growth Indicators have been designed to help countries assess and compare their progress (OECD 2017a, forthcoming). Enhancing policy coherence for sustainable development (PCSD) – included as a cross-cutting SDG target 17.14 under the means of implementation – entails considering more systematically in policy-making the potential trade-offs between the “here and now”, “elsewhere” and “later” dimensions of sustainable development.¹

A policy coherence approach is needed to balance economic, social and environmental priorities, and identify synergies between goals and targets, as highlighted by the PCSD Framework (OECD, 2016c). Policy coherence can help to deliver integrated policies and ensure that progress achieved in one goal – e.g. increasing water-use efficiency (SDG6.4) – contributes to progress in other goals – e.g. raising agricultural productivity (SDG2.3) and improving food security. This link can also work in the other direction, i.e., more sustainable agriculture can support water-use efficiency targets, especially as agriculture is the major user of water, accounting for about 70% of the world’s freshwater withdrawals (OECD, 2010a). Analysing these types of interlinkages among goal areas, and considering how targets influence each other is a first step to ensure more coherent and effective implementation.

Policy coherence strategies are also necessary to address trade-offs and avoid the risk of achieving progress in one goal at the expense of progress in another goal. For example, an increase in agricultural land-use for achieving SDG target 2.1 to help end hunger could undermine progress in achieving SDG target 15.5 to halt the loss of biodiversity with potentially costly negative effects on several aspects of human well-being. OECD estimates that land use change for agriculture is the main source of biodiversity loss worldwide (OECD, 2008, 2012). Policy coherence is also critical for dealing with potential competition among sectors for resources (e.g. land, water, ocean) and gauging whether the aggregate demand for satisfying sectoral objectives is sustainable.

Coherent approaches are needed to consider the transboundary impacts of sustainable development. In a highly interconnected world sustainable development cannot be described at just a national level. In an interconnected world, the transmission channels are numerous – for example through financial flows, imports and exports of goods and services, migration or knowledge transfers – and countries necessarily impact on one another. This entails looking at the extent to which consumption in a country is depleting stocks of natural resources in other countries, or the extent to which the terms of trade undermine other countries’ ability to develop sustainably. Protectionist measures, for example, can close the door to trade opportunities, job creation, growth and poverty alleviation and have particularly negative effects on the least developed countries (LDCs). It is estimated that almost 500 protectionist measures applied by advanced and emerging economies between 2009 and 2013 deprived LDCs of USD 264 billion in export revenues (Evenett and Fritz, 2015).

The problem of global poverty is one of the most important issues in the transboundary impacts that countries have in terms of sustainable development (UNECE/OECD/Eurostat, 2014). Integrated and coherent approaches are needed to look at social and economic inequalities and their implications for both current and future generations. It entails looking at how climate change and unsustainable consumption and production patterns stress the natural resource base on which all people depend for survival. Policy coherence is critical to address and balance potential trade-offs between achieving sustainability and eliminating poverty in all its forms everywhere.

Enhancing coherence among the Sustainable Development Goals

The SDGs can be seen as an integrated framework of means and ends to achieve the primary aspiration reflected in the 2030 Agenda of shifting the world onto a sustainable path, while eradicating poverty in all its forms. They are an indivisible set of global priorities that integrate the economic, social and environmental dimensions, and recognise their inter-linkages in achieving sustainable development. One goal or target may influence progress in other goals, positively or negatively. The SDGs cannot, therefore, be achieved through single-sector goals or approaches. Drawing on relevant OECD analysis, the following sections seek to apply a PCSD lens to the key inter-linkages among the seven goals to be reviewed by the HLPF in 2017, thus avoiding the risk of siloed responses which can leave potential synergies and complementarities unrealised.

Goal 1. End poverty in all its forms everywhere

Eradicating poverty is an indispensable requirement for sustainable development, as highlighted in the preamble of the 2030 Agenda. Poverty is multidimensional and there is widespread recognition that “eradicating poverty in all its forms and dimensions, combatting inequality within and among countries, preserving the planet, creating sustained, inclusive and sustainable economic growth and fostering social inclusion are linked to each other and are interdependent” (UNGA, 2015).

Goal 1 to “End poverty in all its forms everywhere” refers to all dimensions of poverty as well as to income, social protection, rights, access and control of resources, resilience to climate-related extreme events and other economic, social and environmental shocks. Eradicating poverty in the context of the 2030 Agenda entails:

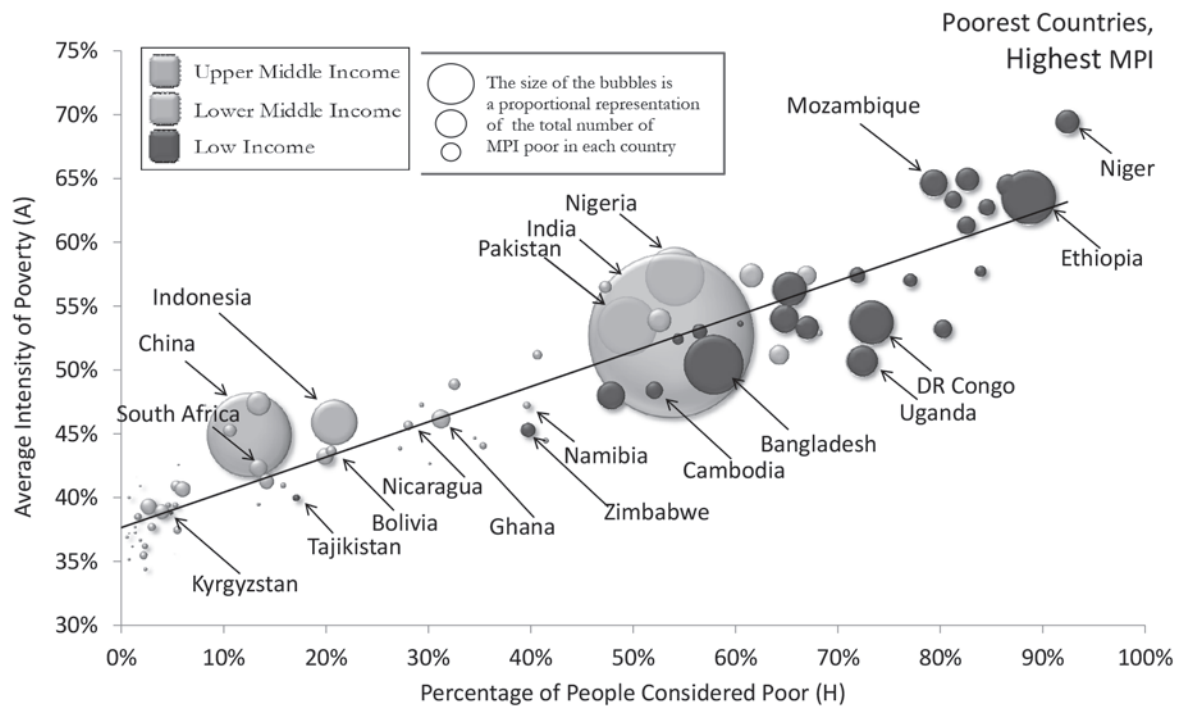
- (i) specific actions to completely eliminate extreme poverty while addressing both income and non-income dimensions (socio-economic, political, and environmental dimensions of poverty), including in advanced economies;
- (ii) considering a broader range of people beyond those falling below a defined income threshold (OECD, 2013a), while drawing attention to the most vulnerable and marginalised;
- (iii) focusing on the exclusion from economic opportunities, deprivation related to basic needs, e.g. food, education, health, etc., as well as lack of access and rights over productive natural resources; and
- (iv) tackling vulnerability and increasing resilience.

Multidimensional poverty measures can provide a more comprehensive picture revealing the range of deprivations and disadvantages that people experience. A research project by the Oxford Poverty and Human Development Initiative has constructed an income poverty and multidimensional poverty measure made up of several indicators of deprivation. The analysis has shown striking divergence between those defined as income poor and those defined as multidimensionally poor, and that countries which fall in the same country income category can have quite different levels of multidimensional poverty (Figure 3.3).

Goal 1 on poverty eradication is inextricably linked to all other goals. Take Goal 2 as an example: the principal obstacle to the attainment of global food security is poverty, which constrains people’s access to food. A successful achievement of SDG2 is linked to progress in achieving SDG1. But progress in SDG2 can also support the achievement of SDG1, especially as agricultural development has a key role to play in generating the incomes needed to ensure food security, particularly in the poorest economies. About three-quarters of the

world's poor and food insecure live in rural areas, where agriculture is the dominant sector. Rural areas are generally disadvantaged with inadequate infrastructure and poor access to markets and services. It is estimated that around 78% of the world's poor are dependent on agriculture for food, but also for their livelihoods (OECD/FAO 2016). Agriculture needs to be integrated into wider growth and development strategies. The countries that have been most successful in reducing rural poverty and food insecurity have been the ones in which balanced rural development has allowed a progressive integration of rural and urban labour markets.

Figure 3.3. **Incidence and intensity of multidimensional poverty by income categories**



Note: the MPI is a product of two elements: the percentage of people who are poor (incidence – H) times the average intensity of deprivations among the poor (intensity – A).

Source: OECD (2013), Incidence and intensity of multidimensional poverty by income categories, in Development Co-operation Report 2013, OECD Publishing, Paris. <http://dx.doi.org/10.1787/dcr-2013-graph8-en>. StatLink: <http://dx.doi.org/10.1787/888932895672>.

Progress in the SDGs related to sustainable management of natural resources (i.e. SDGs 6, 7, 13, 14, and 15) is critical for achieving SDG1. For example, the ocean, seas and marine resources (SDG14) can contribute significantly to poverty eradication worldwide by creating livelihoods and jobs. Fisheries and aquaculture (SDG14.7) have a particularly important role to play for achieving the poverty eradication targets in SDG1, as the sector is estimated to support the livelihoods of about 10-12 % of the world's population (OECD/FAO, 2015a). Small-scale fisheries are of particular importance to jobs (SDG8) and gender equality (SDG5) in developing countries as they employ about 90% of the world's capture fishers, of whom almost half are women (OECD, 2016d).

Aquaculture can make valuable contributions to local, national and regional economies through goods and services sold on the domestic and export markets. Generally, subsistence and small-scale aquaculture contribute directly to the alleviation of poverty and achievement of food security. In addition, small-scale and large-scale commercial aquaculture can enhance

the production for domestic and export markets and generate employment opportunities in the production, processing and marketing sectors. In many countries, aquaculture's contribution as a proportion of total GDP is small, but its importance to the national economy in terms of poverty alleviation and nutritional benefits is significant, particularly in developing countries (OECD/FAO, 2015a).

There is great potential for poverty alleviation simply by adopting production efficiency measures in aquaculture. World aquaculture is heavily dominated by the Asia-Pacific region, which accounts for roughly 90% of production, mainly due to China. In 2008, 85.5% of fishers and fish farmers were in Asia, compared to 1.4% in Europe and 0.7% in North America (FAO/WHO, 2010). However, much remains to be done to improve productivity in Asia: Fish farmers' average annual production in Norway is 172 tonnes per person, while in China it is 6 tonnes and in India only 2 tonnes.

Goal 2. End hunger, achieve food security and improved nutrition and promote sustainable agriculture

Food security is a complex multidimensional problem related to food availability, access to affordable food, the effective use by people of the food that they consume, and the stability of these elements over time. SDG2 integrates these dimensions, and features targets on hunger, malnutrition, productivity and incomes, sustainability and resilience, ecosystems, biodiversity, investment, trade and commodity markets. This means that making progress in achieving SDG2 will depend on mutually reinforcing actions with other goals.

Food is an essential human need, yet more than 790 million people worldwide still lack regular access to adequate amounts of dietary energy. It is estimated that if current trends continue, the zero hunger target will be largely missed by 2030 (UN ECOSOC, 2016). Food insecurity is a consequence of poverty. Globally, there is enough food for everyone, although many people are too poor to afford it. Achieving food security requires measures to raise the incomes of the poor and with it their access to food. Progress in SDG1 on poverty, as highlighted in the previous section, is critical for achieving SDG2 on food security. Complementary actions in other policy areas, such as health (SDG3), education (SDG4), social protection (SDG1) and infrastructure (SDG9) are also needed to translate improvements in incomes into improved nutrition.

Hunger and malnutrition have a clear geographic concentration, whether in low-income inner-city neighbourhoods, in large metropolitan regions, or in isolated subsistence farming communities in remote rural regions. Food insecurity and malnutrition within a country tends to occur in geographical clusters, and the forces that lead to food insecurity can vary by type of geography (OECD/FAO/UNCDF, 2016).

Agriculture and food systems have a crucial role to play in achieving the SDGs

The agriculture sector has a crucial role to play in achieving SDG2, but also SDG1 due to its dual role in supplying food and providing incomes to the poor. Targets in SDG2 relevant for the agricultural sector include the doubling of agricultural productivity and incomes of small-scale food producers; the correction of international trade restrictions; increased investment in agricultural research, extension services and technology; and the implementation of sustainable food production systems and practices by 2030. All SDGs are either directly or indirectly relevant for agriculture and agricultural policies. Box 3.1 highlights the relevance of the set of seven SDGs to be reviewed by the HLPPF in 2017 for agriculture.

Box 3.1. The relevance of the seven goals to be considered by the HLPF in 2017 for agriculture

SDG 1. No poverty: Includes targets for the eradication of extreme poverty (incomes of less than USD 1.25 a day) and at least 50% reduction of poverty (in all its dimensions according to national definitions) by 2030. Reference is also made to ownership and control over land and natural resources.

SDG 2. Zero hunger: Numerous relevant targets, including the ending of hunger and malnutrition; the doubling of agricultural productivity and incomes of small-scale food producers; the correction of international trade restrictions; increased investment in agricultural research, extension services and technology; and the implementation of sustainable food production systems and practices by 2030.

SDG 3. Good health and well-being: Includes the reduction of deaths and illnesses from hazardous chemicals and air, water and soil pollution and contamination.

SDG 5. Gender equality: Includes the eradication of gender discrimination, including in land ownership.

SDG 9. Industry, innovation and infrastructure: Agriculture-relevant targets include the development of sustainable and resilient infrastructure, increased SME access to financial services and their integration into value chains, and the encouragement of innovation.

SDG 14. Ocean, seas and marine resources: Includes the prevention and significant reduction by 2025 of marine pollution, nutrient pollution in particular; the effective regulation of fishing to ensure sustainable fishing practices; and the prohibition of certain fisheries subsidies by 2020.

SDG 17. Partnerships for the goals: Features agriculture-relevant targets on international trade, including the promotion of an open, non-discriminatory and equitable multilateral trading system and the conclusion of the WTO Doha Development Round.

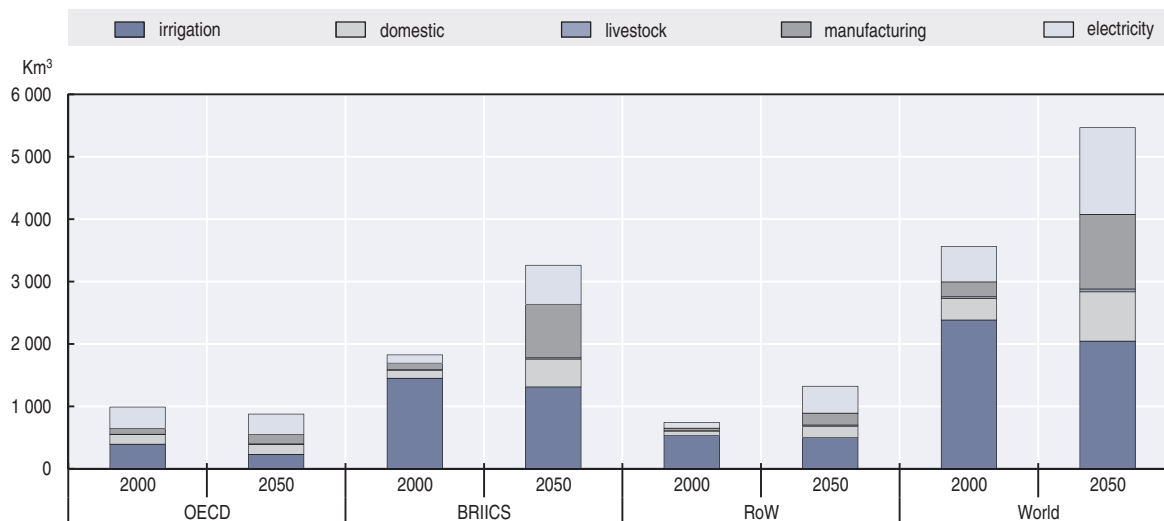
Source: Adapted from OECD(2016e).

Increasing agricultural productivity – one of the targets in SDG2 – is central to ensuring that food will be available and affordable to all. With the world's population expected to reach 9.2 billion by 2050, it is estimated that agricultural production needs to increase by 60% over the next 40 years to meet rising food demand (OECD, 2013c). That means an additional billion tonnes of cereals and 200 million more tonnes of meat a year by 2050 compared to 2005/07 levels. Globally, the scope for expanding agricultural land is limited. Total arable land is projected to increase by less than 5% by 2050, so additional production will need to come from increased productivity (OECD/FAO, 2012). In addition, climate change is expected to negatively affect both crop and livestock production systems in most regions. Higher average temperatures and more frequent extreme weather events, such as heatwaves, droughts and floods will add pressures on global agricultural and food systems, all of which threaten food security.

Agricultural systems will face increased competition for increasingly limited natural resources, such as water. In many regions, farmers will face increasing competition from non-agricultural users due to rising urban population density and water demands from the energy and industry sectors (Figure 3.4). Projections reveal that agricultural production will have to rely on much less freshwater resources than before. It is also expected that additional agricultural production will also be necessary to provide feedstock for biofuel production (OECD/FAO, 2012). A potential trade-off between SDG2 on food security and SDG 7

on energy comes through the use of agricultural products as a source of renewable energy with the diversion of land to biofuel production. Policies that subsidise or mandate the use of biofuels might therefore undermine efforts toward more food-secure communities (OECD, 2013c).

Figure 3.4. **Global water demand is projected to substantially increase in near future**



Note: This graph only measures blue water demand and does not consider rainfed agriculture.

Source: OECD (2012).

Sustainable food systems and climate-resilient agriculture are critical for ending hunger and malnutrition, but also for achieving other SDGs related to the use of natural resources. A large share of the world's agricultural production is based on the unsustainable exploitation of water (SDG6) and land resources (SDG15) which implies trade-offs between sustainability and immediate food security. Land use change and the conversion of habitat to other land uses, notably for agricultural production, is a main driver of biodiversity loss (OECD, 2016f). Irrigated agriculture remains the largest user globally, accounting for around 70% of water used in the world today. At the same time, agriculture is also a major source of water pollution from excess nutrients, pesticides and other pollutants. Agriculture contributes a significant share of the greenhouse gas (GHG) emissions that are causing climate change – 17% directly through agricultural activities and an additional 7-14% through changes in land use. More sustainable agriculture and food systems will also be critical to ensure progress towards several SDGs related to natural resources, such as SDG15 on land and ecosystems; SDG6 on water; SDG13 on climate; and SDG14 on conservation of the oceans, seas and marine resources.

More efficient animal production is needed in a way that also respects the need for greater sustainability in agriculture. For example, chicken is more sustainable than beef, owing to lower greenhouse-gas emissions and water needs. Genomic information is now being applied to chicken breeding programmes. Genomic technologies will need to be applied to more foods, as they have been to dairy cattle, chicken, salmon, tilapia, rice and bananas (El-Chichakli et al., 2016). However, these modern techniques of biotechnology should not be performed in ignorance of the value of traditional breeding techniques (Gilbert, 2016), such as in preventing soil exhaustion and degradation.

Cereal crops have a huge nitrogen demand, necessitating a vast global enterprise in synthetic fertilizer production. These fertilizers are polluting, energy-intensive to produce and consume large quantities of natural gas in the process. Self-fertilizing versions of main food staples like maize, wheat, barley and rice and fertilizing soils by microbial communities in the soils are visions of the future. Synthetic biology may even enable some level of biological nitrogen-fixation in cereals within the next decade, but to completely replace inorganic fertilisers with nitrogen fixation will likely take much longer. Apart from the environmental advantages, this would help decouple subsistence farming from the fossil industry. Such self-fertilizing cereal crops could make up for the shortage of fertilizer that plagues poor farmers in the developing world, particularly sub-Saharan Africa (Stokstad, 2016).

The ocean, seas and marine resources can contribute significantly to global targets for achieving food security and nutrition

The ocean can supplement the food supplies produced by agriculture and help meet the expected growing demand for food driven by population growth and changes in diets. As highlighted before, global agricultural production will need to increase by 60% over the next 40 years to meet rising food demand (OECD, 2013c). Globally, consumption of animal protein is expected to double in the first half of this century (OECD, 2013b). Meeting the increasing food demand will be more challenging in a context of natural resource degradation, scarcity of land and water, and climate change.

Fish is the primary source of animal protein for about one billion people worldwide, the large majority of whom are poor and food deficient. Fish is also an important source of fatty acids and micronutrients, which are an essential complement to the predominantly carbohydrate-based diets of many poor people. These micronutrients include vitamins A, B and D as well as iodine, iron, zinc and calcium. In least-developed countries, fish is often the cheapest and most easily accessible source of protein (OECD/FAO, 2015a). Progress in achieving SDG2 on food security and nutrition will be inextricably linked to progress in efforts to conserve and sustainably use the oceans, seas and marine resources (SDG14).

Overfishing is undermining the potential of the ocean as a source for sustainable development. It is estimated that the global marine capture production peaked in 1996 at 86.4 million tonnes and has been relatively flat or declining since that time. The percentage of world marine fish stocks within biologically sustainable levels declined from 90% in 1974 to 69% in 2013 (UN ECOSOC, 2016). The cause of this decline is the increasing proportion of fisheries that are fully overfished or over-exploited (OECD, 2015b). According to FAO, 31% of global fish stocks in 2013 were overfished (FAO, 2016). Efforts in achieving SDG target 14.4 to, “by 2020, effectively regulate harvesting and end overfishing, illegal, unreported and unregulated fishing and destructive fishing practices” will be critical for achieving the food security and nutrition targets of SDG2.

Rebuilding fish stocks will be critical for supporting food security targets. It is estimated that rebuilding overfished stocks could increase fishery production by 16.5 million tonnes and annual rent by USD 32 billion (FAO, 2016), which would certainly increase the contribution of marine fisheries to food security, economies and well-being of the coastal communities, who represented 37% of the global population in 2010 (UN ECOSOC, 2016). It has been estimated that if global fisheries were optimally managed, they would generate an additional USD 50 billion in extra income or more, and could produce 13% more fish by 2030 (OECD, 2015c).

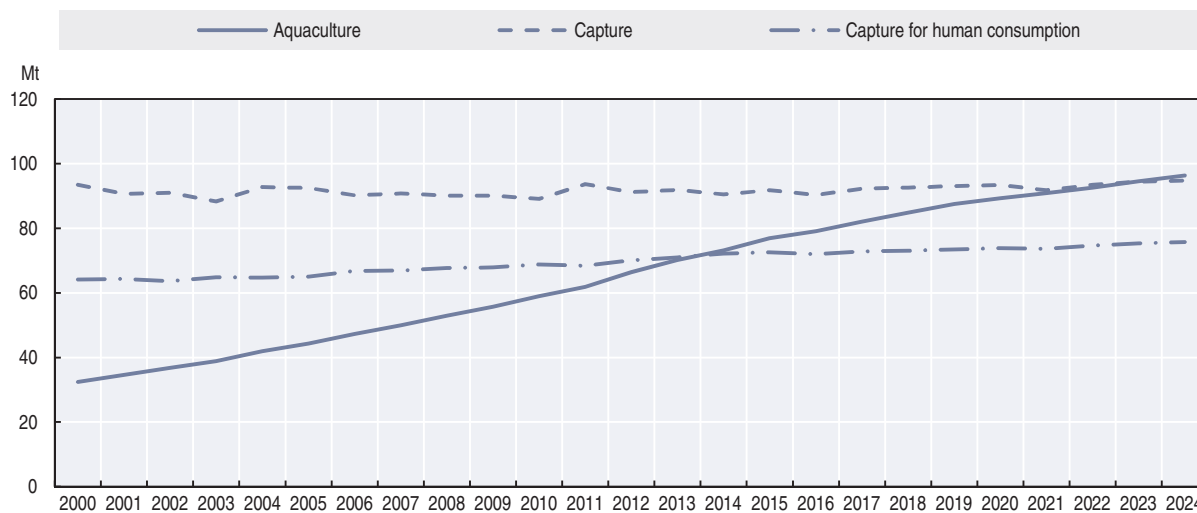
The capacity of the ocean to secure a sustainable food supply is increasingly undermined by marine pollution. Agriculture run off of nutrient and phosphorus, which leads to eutrophication and increases in coastal hypoxia, is the most damaging marine pollution (OECD, 2016d). The five large marine ecosystems most at risk from coastal eutrophication, according to a global comparative assessment undertaken in 2016 as part of the Transboundary Water Assessment Programme, are the Bay of Bengal, the East China Sea, the Gulf of Mexico, the North Brazil Shelf and the South China Sea (UN ECOSOC, 2016). Any efforts in reducing marine pollution as called for by SDG target 14.1, in particular from land-based activities, will enhance the potential of the ocean for supporting food security and nutrition. This also requires enhancing the sustainability of food production systems to help maintain ecosystems, as highlighted in SDG target 2.4.

Aquaculture is an increasingly important component of global food security

As capture fish stocks are considered close to full exploitation worldwide, it is expected that most of the future growth in sea food production will be through aquaculture. Aquaculture produces 50% of the world's food fish (OECD, 2013b), and overall, aquaculture production has grown at an annual 8.6% rate from 1983 to 2012 (OECD, 2015b). According to some projections, it is estimated that the share of aquaculture in human consumption will reach 56% by 2024, 96 million tonnes from aquaculture and 79 million tonnes from capture fisheries (Figure 3.5). It is also estimated that the expected expansion in aquaculture production capacity will occur largely in the ocean (OECD, 2016d).

Figure 3.5. Aquaculture has surpassed capture fisheries as main source of human consumption

Consumption of fisheries products (million tonnes)



Source: OECD (2015), Aquaculture and capture fisheries, in OECD-FAO Agricultural Outlook 2015, dx.doi.org/10.1787/agr_outlook-2015-graph56-en.

The benefits generated by the rapid growth in aquaculture can be undermined by environmental, social and production challenges. These include: the reliance on wild fish as feedstock, which remains an important issue in many countries as they are often derived from scarce wild resource (though investments in innovation continue to reduce the dependence of aquaculture on wild feed over time); the competition for marine space, which increases with the number and extent of economic activities that depend on it (tourism,

maritime transport, extraction of minerals and hydrocarbons, production of electricity through windmills and tidal wave systems, naval activity, dumping and disposal of waste from production on land, all these activities use marine space). There are also constant challenges in terms of fish health, rearing and containment.

Fish losses in aquaculture are a production challenge for the industry. Marine biotechnology, in the form of new vaccines and molecular-based diagnostics, has already helped to increase production, reduce the use of antibiotics and improve fish welfare (Sommerset et al., 2005). In many places, the use of antibiotics has plummeted. In Norway, for example 99% of farmed salmon are produced without the use of antibiotics (OECD, 2016d).

Trade has a key role to play in ensuring global food security

Agricultural markets play a key role providing the food we eat and in determining the incomes of producers. Well-functioning and open markets – as highlighted in SDG17 on means of implementation – provide the best means to ensure that food is produced where it is most efficient to do so and that producers respond to market demands and produce the food that is needed (OECD, 2015d). On the global scale, international markets balance food deficit and surplus regions and ensure adequate supplies of diverse food products without the costs imposed by artificially higher prices. Making progress in SDG target 2.b which calls for correcting and preventing distortions in world agricultural markets will be fundamental for achieving food security. Trade-distorting policies, such as border protection and distorting forms of producer support, not only create costs for domestic economies, but work against global food supplies, making efforts for multilateral reform an important part of the policy package for addressing global food security (OECD, 2016g).

Importantly, open international markets also allow for the sharing of production risks across countries, supporting adaptation and compensating regional changes in productivity induced by climate change, and thus aiding the overall stability of access to and availability of food (OECD, 2015e; 2015f; 2017b). Distorting trade and domestic support policies can also work against producer incomes through reducing participation in global agriculture and food value chains (Greenville et al., 2017). In the longer run, they can limit productivity by increasing pressure on already constrained natural resources, thus jeopardising agricultural development and raising consumer prices. Trade reforms should be accompanied by policies that enable countries to reap gains from trade, yet mitigate any specific losses – such as through the provision of targeted support to vulnerable households.

Policy coherence is vital for achieving food security

Achieving food security and nutrition, while ensuring sustainable agriculture, requires a cross-sectoral and multi-stakeholder approach. Food security and nutrition policies are characterised by a sectoral, top-down and “one-size-fits-all” approach that has been unable to deliver appropriate long-term responses to food insecurity. The regional and context-specific nature of food security and nutrition has been broadly overlooked. There is a need for a new approach that embraces multisectoral, bottom-up and place-based interventions. This can be achieved through a territorial approach to food security and nutrition (Box 3.2). In this framework, aligning objectives and actions across levels of government is critical to improve vertical and horizontal coherence of diverse policies. Similarly, a territorial approach allows the diversity of different territories to be taken into account, and leads to a better understanding of differences in development opportunities that are so often missed with silo or sectoral policies. A territorial approach also recognises and capitalises on the benefits of urban-rural linkages, instead of addressing urban and rural areas through different, often disconnected, policies.

Box 3.2. The territorial approach to food security and nutrition policy

A territorial approach can help food security and nutrition policy and should focus on four key domains:

1. Enhancing strategies and programmes beyond agriculture. Most countries now recognise Food Security and Nutrition (FSN) as a multidimensional issue, but implementation is still very sectoral, and the opportunities offered by the off-farm rural economy are often unexploited. There is also insufficient attention paid to differences in geographic conditions and to income inequalities.
2. Promoting multi-level governance systems to strengthening horizontal and vertical co-ordination. OECD case studies show that lack of vertical and horizontal co-ordination at the central level and weak, decentralised government bodies and stakeholders are a major obstacle to the implementation of FSN strategies and policies. Improving capacity at the local and regional levels is a key priority since it can help with the implementation of FSN policy. It is also a necessary condition to promote a bottom-up approach that can scale-up innovations undertaken at the local level.
3. Increasing the availability of data and indicators at the local and regional levels to support evidence-based FSN policy. The case studies highlight the lack of reliable data as one of the main constraints for effective FSN policy, particularly at the sub-national level. More information at the local and regional levels can help identify the bottlenecks that are hampering food security and establish areas of priority.
4. Linking social policies with economic growth policies. FSN is usually addressed through social policies and programmes (e.g. social protection) that are key to supporting people facing food insecurity. These policies could be made more sustainable and have a much stronger impact if they were better co-ordinated and integrated with growth policies.

Source: OECD/FAO/UNCDF, 2016.

Goal 3. Ensure healthy lives and promote well-being for all at all ages

Health is an essential need, a key determinant of sustainable development and poverty reduction, and a precursor for well-being. Health is critical to human capital. Adults in good health are more productive; children in good health do better at school. Good health also has economic benefits that extend beyond the individual, particularly in developing country contexts. For example, in countries with high fertility rates, lower maternal and infant mortality rates influence family planning decisions, thereby contributing to a faster demographic transition (OECD forthcoming).

At the same time, progress in health is dependent on economic, social and environmental progress. This means that achieving SDG3 will depend on the achievement of other SDGs, including SDG1 on eradicating poverty, SDG2 on food security and nutrition, SDG4 on education or SDG 6 on clean water and sanitation. It also means that there is a two-way relationship between health and sustainable development. The poor, less educated and unemployed are more likely to be in worse health or die prematurely than those in more favourable socioeconomic circumstances. This means that progress on health (SDG3) cannot be achieved without progress in addressing poverty (SDG1). Environmental degradation and climate change also adversely affect health outcomes.

Effective health policies can contribute to sustainable development and poverty reduction if people have access to the services they need to promote and protect their health. The health system, as significant employer, contractor, investor and purchaser of medical

goods and technologies, contributes to the economy and social cohesion. On average, health and social work activities constituted around 11% of total employment for OECD countries in 2014 (OECD 2016i).

Prevention policies, as highlighted in SDG 3.4, are fundamental for ensuring healthy lives

Changes in lifestyles, diets and food systems – as a result of demographic trends, urbanisation, economic growth, culture and technical progress – have been a factor in reducing average rates of prevalence of undernourishment, but they have also been an important factor in pushing up rates of over-nutrition (overweight and obesity), which in turn is associated with negative health impacts related to the increasing risk of non-communicable diseases (Figure 3.6). Obesity is a major health concern for many countries. In OECD countries, for example, the majority of the population, and one in five children, are overweight or obese. There is a clear case for action to address obesity, and evidence of the gains to be made through different prevention strategies has built up over time. OECD analyses have shown the potential health and economic impacts of a range of policies in countries covering over two-thirds of the world population. Globally, obesity is estimated to account for between 0.7% and 2.8% of a country's total healthcare expenditures. Obese individuals often have medical costs that were approximately 30% greater than their normal weight peers.

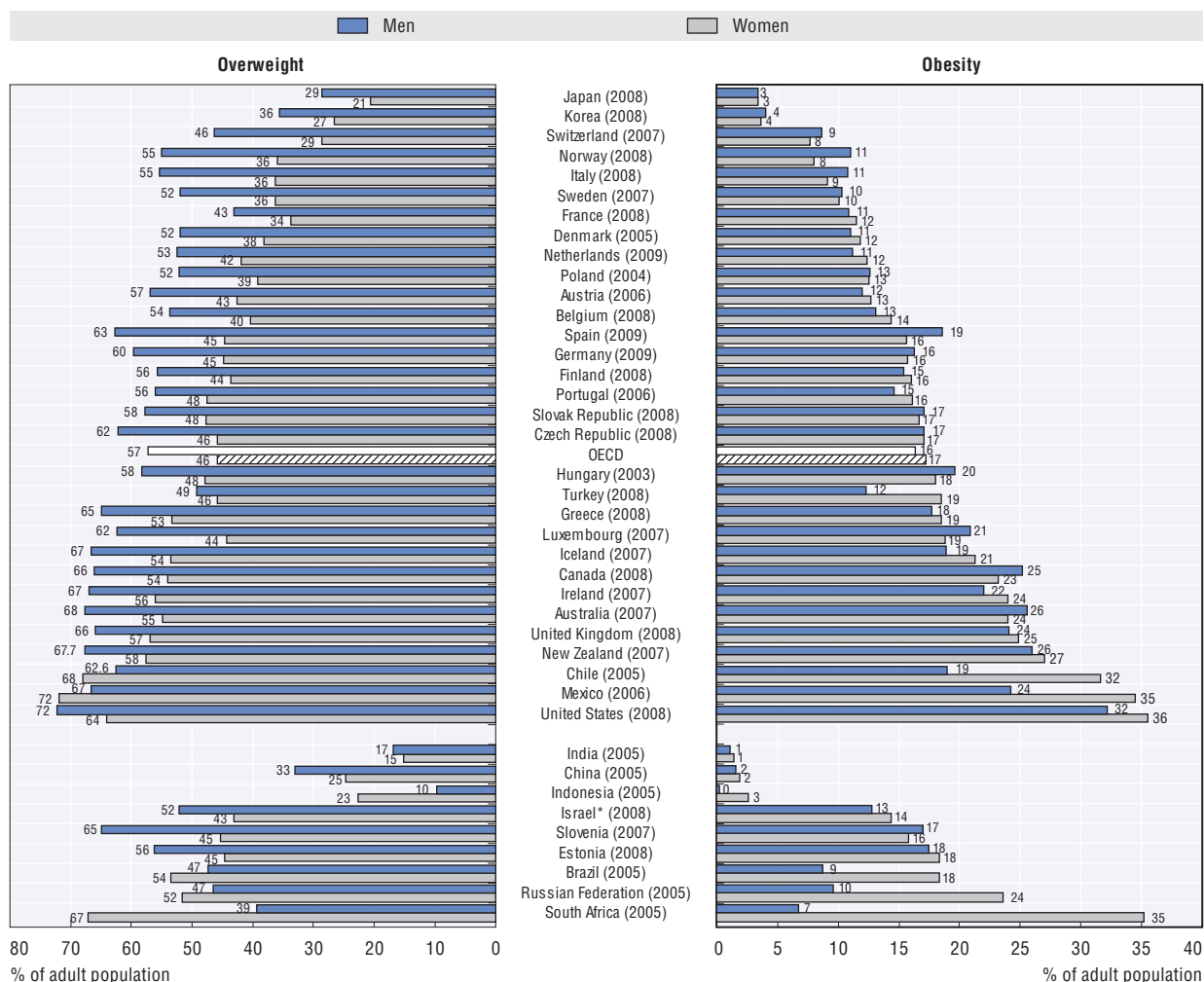
People with less education and lower socio-economic status are more likely to be obese, and the gap is generally larger in women. The social gradient observed in obesity is consistent with similar gradients in healthy eating and physical activity and with poorer labour market outcomes (particularly employment and wages) for people who are obese. Actions in diverse goal areas such as food systems (SDG2), education (SDG4), health (SDG3) are critical.

Strategies to increase physical activity, walkable urban environments through better planning (SDG11), taxes on sugar-sweetened beverages, dietary guidelines to decrease intake of added sugar, etc. are some effective measures. Interventions aimed at tackling obesity by improving diets and increasing physical activity in at least three areas, including health education and promotion, regulation and fiscal measures, and counselling in primary care, are all effective in improving health and longevity and have favourable cost-effectiveness ratios relative to a scenario in which chronic diseases are treated only as they emerge. When interventions are combined in a multiple intervention strategy, targeting different age groups and determinants of obesity simultaneously, overall health gains are significantly enhanced without any loss in cost-effectiveness.

Universal health coverage – one of the priorities included in SDG3 – is essential to improve health, but also to ensure that “no one is left behind”

Universal Health Coverage (UHC) is about everyone having access to affordable high quality health services. Countries' experiences demonstrate the positive impact of universal health coverage on health outcomes. A positive association exists between life expectancy and core UHC components (population coverage, financial coverage and service coverage). Across 153 countries for the period 1995-2008, a 10% increase in government spending on health was associated with a reduction in under-five mortality by 7.9 deaths per 1000 and adult mortality by 1.6 (women) and 1.3 (men) deaths per 1000 (OECD, 2016i).

Figure 3.6. Obesity and overweight in OECD and non-OECD countries



Note: For Australia, Canada, Czech Republic, Ireland, Japan, Korea, Luxembourg, Mexico, New Zealand, Slovak Republic, United Kingdom and United States, rates are based on measured, rather than self-reported, body mass index (BMI).

*The statistical data for Israel are supplied by and under the responsibility of the relevant Israeli authorities. The use of such data by the OECD is without prejudice to the status of the Golan Heights, East Jerusalem and Israeli settlements in the West Bank under the terms of international law.

Source: OECD Health Data 2010, and WHO Infobase for Brazil, Chile, China, India, Indonesia, Russian Federation and South Africa, in OECD (2010), *Obesity and the Economics of Prevention: Fit not Fat*, OECD Publishing, Paris. <http://dx.doi.org/10.1787/9789264084865-en>.

Universal health coverage is affordable for middle-income countries, but requires strong political commitment. Small increases in GDP/capita can make UHC much more attainable: a 1% increase in GDP/capita leads to an almost 6% increase in the probability of UHC. Japan, Korea, Chile, Colombia and Portugal all achieved UHC when GDP/capita was only around or below USD 10 000 (OECD, 2016i). But while economic growth facilitates UHC, it is not enough by itself. Strong political commitment is required to deal with implementation bottlenecks such as extending coverage to the self-employed and those working in smaller, unregulated firms. A key challenge in many countries is to extend health coverage to informal workers.

Ageing populations make universal health coverage an imperative. Rapid ageing population in many countries will raise demands for health care. In 1950, 12 working-age people supported one elderly person. By 2060, 2 working-age people will support one elderly

person in OECD. In emerging economies 1.8 billion people will be 65 years and over by 2060, which makes UHC a particularly pressing goal (OECD, 2016i).

Achieving a sustainable UHC requires the right policies. Countries need to build in financial sustainability from the start: diversifying the revenue base for health, value-for-money reforms, and being innovative with service delivery modalities are all crucial policy areas. The *OECD joint network of senior budget and health officials* provides an effective platform to discuss such issues from different stakeholder perspectives.

Box 3.3. Supporting countries to achieve and sustain Universal Health Coverage

The International Health Partnership (IHP) for UHC 2030 was launched in June 2016 as the platform to co-ordinate and consolidate global efforts towards achieving goal 3.8 on UHC. Much of the focus of the platform is on strengthening health systems in low income countries. As such there is little discussion of relevance to higher income country health systems. To address this, the OECD has proposed a complementary strand of work to support OECD member countries and emerging economies. It will also facilitate the two-way sharing of ideas and experience between higher and other, particularly middle income, countries. The OECD is keen to broaden the group of countries that can benefit from the OECD's health work and to enable this wider group of countries to benchmark their performance against OECD countries and learn from the process.

Source: www.oecd.org/els/health-systems/universal-health-coverage.htm.

People-centered care should be at the core of the next generation of health system reforms. While many higher income countries face growing financial sustainability pressures, people's expectations are also rising. People-centered care seeks to transform the healthcare paradigm, by better meeting peoples' needs and expectations. Some of the key issues that need to be addressed include integrating health and social care, addressing the needs of an ageing society, encouraging people to take responsibility for their own health, and focusing on preventing ill health rather than treating the consequences of ill health. This is an area where the OECD can play a leading role, building on the recent policy forum: first, by developing a vision on what a people-centered care system could look like by 2030; and second, by articulating the needs in terms of health workforce skills, health literacy, governance and service delivery.

The ocean, seas and marine resources (SDG9) have the potential to make a significant contribution to human health

Advances in genomics and computer science have transformed earlier views of the ocean. It is no longer simply a source of food and a way to transport goods but a vast reservoir of genetic potential and a means of achieving a wide range of socioeconomic benefits. The application of marine biotechnology in a number of sectors suggests that it may help to meet the global challenges of population health, food and fuel security and greener industrial processes: The Ocean is recognised as a source of drugs and natural products with various functionalities. As of 2012, seven marine-derived drugs had received FDA approval, eleven were in clinical trials and 1 458 were in the pre-clinical pipeline. Marine microbes are of particular interest as new sources of antibiotics for treating drug-resistant bacterial infections (OECD, 2013b).

Marine bioresources are contributing to new health-related products. Nutrients, enzymes, metabolites and other compounds from marine bioresources are being used for nutraceutical applications and the development of functional foods (OECD, 2013b). Omega-3 fatty acids are known to have a positive effect on human health, most notably by preventing cardiovascular disease and diseases associated with metabolic syndrome, such as type-2 diabetes and obesity. Macroalgae, fish and even bacteria are used as sources of essential fatty acids, including arachidonic acid (ARA) and docosahexaenoic acid (DHA). The marine environment is one of the main sources for the food lipid supply. The global omega-3 ingredients demand was estimated to be worth USD 1.595 billion in 2010 and is expected to rise to around USD 4 billion by 2018, which corresponds to an annual growth rate of over 15% from 2013 to 2018 (OECD, 2016d).

The future opportunities are large. Some marine organisms contain, or produce, bioactive or structural compounds that can be used to manage pain or reduce inflammation, to treat cancer or other diseases, as new materials for dressing wounds, or to regenerate tissue. Marine sponges or symbiotic microbes have been used as sources of products, as have fungi and, increasingly, marine bacteria (OECD, 2016d). The marine environment has produced promising leads for a remarkable number of pharmacological targets: antitumour, antibacterial, antifungal, antiviral, antimalarial, antituberculosis, antiprotozoal, anticoagulant, cardiovascular, anti-inflammatory, marine compounds affecting the immune system and nervous system (Mayer et al., 2011).

Goal 5: Achieve gender equality and empower all women and girls

Gender equality is a necessary foundation for prosperity and sustainable development. Gender equality is a prerequisite for the health and the wellbeing of families and societies, and a key driver of economic growth. Gender equality features as a stand-alone goal (SDG5) and is integrated throughout the other goals. It represents a cross-cutting priority. SDG5 features targets related to persisting challenges in the elimination of all forms of discrimination and violence against women, universal access to sexual and reproductive health, equal rights to economic resources, property rights, women's participation in decision-making, and enabling technology, among others.

SDG5 calls for reforms to ensure women's access to economic resources. Gender gaps have been narrowing in labour markets but they are not closed yet. In 2015 female participation rates, at 71.3% on average across the OECD, were 8.5 percentage points lower than for men. Women are concentrated in fewer sectors than men, and they are more likely to work part-time and work for lower pay. The gender pay gap is around 15% at the median, with little change in recent years. With regard to the public sector, the majority of OECD countries have in place some form of political affirmative action to close the gender gap in political representation; however, in 2016, women held only 29% of seats in lower or single houses of Parliament. Within Central Government institutions, in OECD countries for which data are available, women held only 33% of senior management posts. In the private sector in 2016, women occupied 20% of board seats of publicly listed companies and only 4.8% of chief executive officers were women. In nearly every OECD country women are still much less likely to be self-employed than men.

Greater recognition by governments of unpaid work through the provision of services, infrastructure and social protection policies, as called for by SDG target 5.4, is critical for addressing gender inequality. In all countries for which data exist, women do more unpaid work than men. As a result they have less time for paid work. Evidence from the OECD

shows that countries with the smallest gender gaps in caring responsibilities also have the smallest gender gaps in employment rates. Better sharing of unpaid and paid work will be an important element of any strategy to reduce the gender gap in labour force participation.

Many countries made significant progress towards gender equality in education. In OECD countries girls and young women have higher levels of education: on average in 2014, about 58% of bachelor's and master's (or equivalents) graduates were women. In a global perspective, the gender gaps in primary, secondary and tertiary school enrolment rates have decreased between 2000 and 2014 (World Bank, 2014) but girls are still much less likely than boys to complete secondary and tertiary education in many regions of the world. Across the world, gender gaps also persist in choices and performance by subject. Girls do better in reading and boys continue to do better in mathematics in PISA testing; and girls are under-represented in Science, Technology, Engineering or Mathematics (STEM) fields. In 2014 across OECD countries, less than 20% of graduates in computing and 17% of graduates in engineering were women.

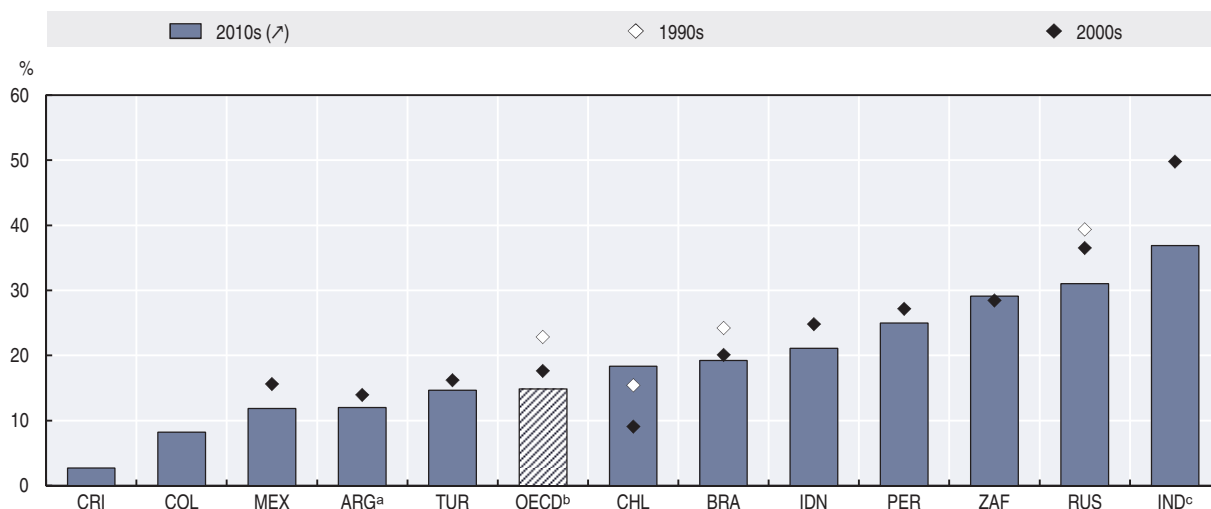
Gender equality is a pre-requisite for poverty eradication (SDG1), sustainable development and well-being. Closing gender gaps in education (SDG4) will contribute to improving well-being in terms of income (SDG8), health (SDG3) and education because higher maternal education is associated with lower child and maternal mortality, better education outcomes for children, as well as better employment opportunities for women themselves. Removing barriers to employment for women and improving the quality of their jobs will also help reduce poverty among single-parent households – who are predominantly headed by women – and among elderly women. In many countries, women are more likely than men to be in the most vulnerable informal jobs, facing high poverty risks and limited prospects of upward mobility. Overall, closing the gender gap in political representation and achieve a representative public administration, also at the decision-making level, is crucial to ensure that government policies, programmes and budgets reflect the diversity of the citizenry they serve, and thus are able to respond to the different needs of men and women and their diverse challenges to overcome poverty and realise long-lasting well-being.

Throughout the world, women earn less than men for every hour of work they do. Figure 3.7 shows that in all the countries analysed the median monthly earnings of full-time employees are significantly lower for women than for men (OECD, 2016j). Closing the gender wage gap can generate additional welfare gains and reduce poverty (SDG1) overall as women (to a greater extent than men) tend to reinvest their income in improved nutrition, health and education – not only for themselves but also for their children and other household members. This contributes to increasing living standards and reducing not only income poverty but also “non-income poverty” in the long term.

Gender equality and women's empowerment would significantly strengthen the prospects of achieving global food security (SDG2). A joint AFD-FAO (2013) report suggests that if women were given the same access to productive resources as men, they could increase yields on their farms by 20–30%. This could raise total agricultural output in developing countries by 2.5–4%, which could in turn reduce the number of hungry people in the world by 12–17%.

For many women across the world, in addition to meeting subsistence needs for food, land also provides an asset and means for accessing credit, agricultural extension services and new technologies. Women's limited access to land and other productive assets can therefore affect their ability to sustainably manage and conserve the land that they depend on for their income – potentially exacerbating land degradation (SDG15).

Figure 3.7. The gender pay gap remains substantial in most countries
Difference between male and female median earnings divided by male median earnings



Note: Earnings refer to the monthly earnings of full-time employees (usually persons working at least 30 hours per week). The pay gap has been averaged over the available years within each decade.

a) Selected urban areas.

b) OECD is the unweighted average of the gender pay gap for the 34 OECD member countries.

c) Weekly earnings for India.

Source: OECD estimates based on the EPH for Argentina, the PNAD for Brazil, the CASEN for Chile, the GEIH for Colombia, the ENAHO for Costa Rica, the NSS for India, the SAKERNAS for Indonesia, the ENOE for Mexico, the ENAHO for Peru, the RLMS for the Russian Federation, the NIDS for South Africa, the EU-SILC national files for Turkey and the OECD Earnings Distribution Database for the OECD average, www.oecd.org/employment/emp/onlineoecdemploymentdatabase.htm#earndisp, in OECD (2016), *OECD Employment Outlook 2016*, OECD Publishing, Paris. http://dx.doi.org/10.1787/empl_outlook-2016-en. StatLink: <http://dx.doi.org/10.1787/888933384895>.

Goal 9. Build resilient infrastructure, promote inclusive and sustainable industrialisation and foster innovation

Infrastructure, industrialisation and innovation are key components of the economic capital for achieving sustainable development. Infrastructure investment is vital to underpin truly sustainable growth: ensure that investment is consistent with global pathways to net-zero global GHG emissions by the second half of this century and with the vision and aspirations in the 2030 Agenda and the SDGs.

Effective energy and transport infrastructure underpins almost all economic activity. The positive relationship between high-quality public infrastructure and economy-wide, long-run productivity is well-known. Infrastructure investment can stimulate short-term demand and support growth in periods of recession. Access to and use of infrastructure services can also play a key role in the integration of individuals and households into social and economic life and as such is central to the delivery of the SDGs.

Current investment in infrastructure is sub-optimal. The quality of infrastructure is declining in many advanced economies, and more investment is needed in developing countries to achieve universal access to basic services. With the right accompanying frameworks, efforts to close the infrastructure investment gap can underwrite long-term growth in addition to being a source of short-term stimulus, by ensuring investment is consistent with long-term low-carbon and climate resilient development pathways and with the SDGs.

The urgency of the climate challenge (SDG13) is an opportunity to shift and increase investment in quality, reliable, sustainable and resilient infrastructure (SDG9), while sustaining growth (SDG8). Given the long life span of infrastructure projects, short term

actions and existing infrastructure investment plans and pipelines should be consistent with global pathways to net-zero global GHG emissions by the second half of this century, clarifying how short-term actions align with longer-term objectives. The failure to invest in the right type of infrastructure in the next 10-15 years will lock the world in a GHG-intensive development or risk creating a wave of stranded assets. The later the transition to a 2°C trajectory is deferred, the more difficult and disruptive it promises to be for the energy sector and other GHG-intensive activities.

Developing resilient infrastructures is critical for achieving food security (SDG3)

Infrastructure is a key source of vulnerability for the agricultural sector. In addition to the direct effects of climate change on the agricultural sector, damaged infrastructure – such as roads, bridges, ports, markets, storage sites, electricity distribution and irrigation – may indirectly inhibit agricultural production, processing and market access, undermining the ability to ensure that sufficient nutritious food is able to reach communities that need it. The costs of preparing agricultural infrastructure for climate change are high, but the costs of inaction are higher. In particular, OECD estimates suggest that strengthening water infrastructure will be the main adaptation cost in the coming decades. Delays in implementing such initiatives will only increase the costs.

Broader investments in innovation (SDG9) and the agricultural enabling environment will also be critical for improving food security. Sustained increases in funding for agricultural research and development are needed in many countries. In the long term, sustainable agricultural development depends on farmers having access to a supply of innovations that meet diverse and complex needs (OECD, 2017c). Yet many countries invest less than 1% of agricultural gross value added in agricultural research and lack the research capacities – including laboratory facilities and sufficiently experienced and skilled research staff – to develop and adapt innovations that address the challenges facing their agricultural sectors, including food insecurity. At the same time, further efforts to enhance the agricultural enabling environment are also needed to maximise the payoff to investments in agricultural research and development. This includes investments in agricultural infrastructure to connect farms to markets and knowledge, along with education systems that equip producers with the core skills to adopt and apply new developments.

Inclusive infrastructure services can foster women's economic participation

Female time use between home and market work can be influenced by infrastructure and technology. Access to water or electricity in the household can raise women's time available for outside work. In South Africa, electrification led to a large jump in female participation. Safety and availability of transport also impacts on the ability to go to work, or access markets. The absence of infrastructure supporting girls (e.g., sanitary provisions at school and safe transport) often compounds attitudes and social institutions in limiting the participation of girls in education and work.

Innovation plays a key role for enhancing the governance, conservation and sustainable use of the ocean

Fostering innovation as called for by SDG9 is crucial for addressing many of the ocean-related environmental challenges, improving ocean governance, and leveraging sustainable ocean-based economic activities. Innovations in advanced materials, subsea

engineering and technology, sensors and imaging, satellite technologies, computerisation and big data analytics, autonomous systems, biotechnology and nanotechnology are expected to stimulate improvements in efficiency, productivity and cost structures in many ocean activities, from scientific research and ecosystems analysis to shipping, energy, fisheries and tourism. For example, marine aquaculture is building on advances in biotechnology to improve fish health and welfare and reduce dependence on wild fish catches for feed. Similarly, renewable ocean energies are making increasing use of advances in new materials and sensors. In the same vein it is estimated that fisheries, maritime safety, ocean observation and environmental assessment will continue to benefit from advances in satellite technologies (communications, remote sensing, navigation) (OECD, 2016d).

Inter-sectoral synergies can be promoted, through network creation and co-operation among national maritime-cluster innovation schemes, centres of excellence, and innovation incubators. Already many centres of excellence have been created to leverage the potential synergies among marine and maritime industries – e.g. offshore wind and ocean renewable energy with offshore oil and gas operations; marine aquaculture, tourism, marine research and marine biotechnology with offshore structures and platforms. Different models exist around the world, such as maritime industry clusters, acting as agents of cross-sectoral technology transfer and stimulators of innovation synergies, not least among small and medium size enterprises. Some best practices are starting to emerge. As part of a dedicated OECD programme of work for 2017-18 on Innovation and the Ocean Economy, which has the objective to provide decision-makers with an improved toolbox to foster innovation for harnessing the ocean economy's potential in a responsible and sustainable way, new practices and new platforms of collaboration will be studied.

Goal 14. Conserve and sustainably use the oceans, seas and marine resources for sustainable development

The ocean is an essential global resource for achieving the SDGs. It provides indispensable resources and services to address the economic, social and environmental challenges and commitments embodied in the SDGs. The ocean has the potential to contribute to a wide range of goals and targets in the SDGs, from food security (SDG2) and climate change (SDG13) to the provision of energy (SDG7), employment creation (SDG8) and improved health (SDG3). The ocean is a vital natural resource because of the global regulating services it provides which are critical for human well-being. These include: the regulation of atmospheric and marine carbon dioxide concentrations, the provision of oxygen, the hydrothermal convection cycle, the hydrological cycle, coastal protection and vital contributions from marine biodiversity (OECD, 2016d). The ocean is the largest natural carbon sink and plays a key role for supporting climate change mitigation. It absorbs about one-quarter of the carbon dioxide released into the atmosphere each year (OECD, 2013b).

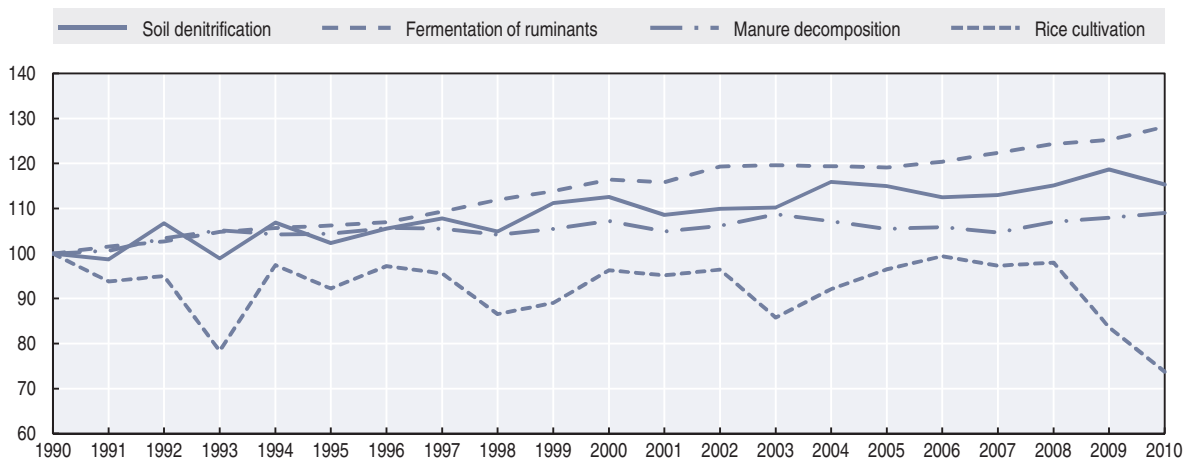
The ocean is a key source of economic growth and jobs

Ocean-based industries contribute to the global economy and have a great potential for boosting sustainable economic growth, as called for by SDG8. Ocean-based industries – such as shipping, fishing, maritime and coastal tourism, offshore oil and gas – contributed roughly USD 1.5 trillion (2.5%) to global gross value added in

2010 (OECD, 2016d). According to OECD projections, between 2010 and 2030, ocean-based industries could more than double its contribution to global value added, reaching over USD 3 trillion.

The ocean contributes significantly to job creation and can make an important contribution to the global targets on employment embodied in SDG8. OECD estimates that ocean-based industries contributed some 31 million direct full-time equivalent jobs in 2010, around 1% of the global work force. Industrial capture fisheries (36%) and maritime and coastal tourism (23%) were the largest employers (Figure 3.8). Employment in artisanal fisheries would add approximately a further 35 million full-time jobs in capture fisheries, although this figure contains both inland and marine production. This number would double if part-time fishers were included, according to FAO estimates. In 2030, ocean-based industries are anticipated to employ approximately 40 million full-time equivalent jobs (OECD, 2016d).

Figure 3.8. **Employment in the ocean-based industries in 2010 by industry**



Note: Artisanal fisheries are not included in this overview.

Source: OECD (2016d). Statlink <http://dx.doi.org/10.1787/888933334627>.

The potential of the ocean as a major resource for sustainable development is constrained by the current deterioration of its health

The ocean is increasingly exposed to pollution from different sources (agricultural run-off, plastic, oil and chemical pollution, residential waste, noise or the spread of invasive organisms) which are threatening species and marine habitats. Plastic pollution is of particular concern due to its abundance and persistence in the environment more generally. Plastic pieces in the ocean were estimated to be over 5 trillion, and weighing over 250 000 tonnes. Moreover, it is estimated that about two million tonnes of oil enter the marine environment annually. Apart from effects in the open oceans, many economically important activities are affected by contamination of the shore (OECD, 2016d).

Overcapacity, waste and inefficiency as well as illegal fishing and harmful fishing practices add pressure to marine ecosystems and fish stocks. It is estimated that 7.2 million tonnes of non-target fish are lost as discards as a consequence of market or regulatory constraints (OECD, 2016d). According to some estimates, between 11 and 26 million tonnes of fish are caught by IUU fishing annually, representing 18% of global catches across all fisheries. IUU fishing has reached a global annual value of EUR 10-20 billion (OECD, 2016d). It damages the environment and threatens biodiversity by diluting the effects of policies

aimed at conserving fish stocks and protecting ecosystems. It also harms markets for legally caught fish, encourages corruption, reduces prospects for economic growth and food security, and undermines labour standards (OECD/FAO, 2015a).

The environmental, social and economic consequences of further declines of fish stocks are significant, particularly for developing countries reliant on the fisheries sector for food security and broader economic activity. The cumulative economic loss to the global economy over the last three decades associated with overfishing is estimated in USD 2 trillion. In the future, the cost of declining fishing yields is expected to continue to rise to USD 88.4 billion by 2050 and USD 343.3 billion by 2100 (OECD, 2016d).

Marine biotechnology can contribute to the sustainability and rebuilding of capture fisheries. Almost 34% of the world's fisheries catch from 1950–2002 lacked species level identification and traceability is becoming an increasingly urgent need. Illegal, unreported and unregulated (IUU) fishing remains a major threat to marine ecosystems (FAO, 2014). A common fraudulent practice is species substitution, which can be unintentional or intentional for tax evasion, for laundering illegally caught fish or for selling one fish species for a higher-priced species. The use of DNA barcodes for species delimitation, and the availability of a standardised and globally accessible database (Barcode of Life Data System, BOLD)², facilitates numerous related applications, including issues relating to traceability, eco-labelling, illegal fishing and fish fraud (Costa et al., 2012), and more fundamental information such as migration and dispersal behaviour.

The combining pressure of rising sea levels and temperatures, acidification, changes in ocean currents and the hydrological cycle, pollution, overfishing, and habitat loss can affect the wider economy by altering resources and increasing risks to public health, human well-being and security. Ocean acidification, pollution and overfishing are causing important damages to coral reefs and marine ecosystems, on which many small island developing states (SIDS) depend on for food and tourism. According to UNEP, 60% of the world's major marine ecosystems have been degraded or are being used unsustainably (UNEP, 2011). The expected acceleration of economic activity in the ocean will inevitably increase the pressures on the ocean environment – including over-fishing, pollution and habitat destruction – and the ocean space including on economic exclusive zones (EEZs) where most of this activity takes place.

There are diverse policy instruments available which can help address several pressures on marine biodiversity (Table 3.1). Marine Protected Areas (MPAs) for example, can help address over-fishing and habitat degradation, and ensure the provision of multiple ecosystem services for human well-being, including for fisheries, coastal protection (buffering against storms and erosion), tourism and recreation. MPAs cover about 4.12% of the total marine environment (OECD, 2016l), and further efforts are required to achieve the SDG target 14.5 to conserve 10% of marine and coastal areas by 2020, as well as to ensure these are more effectively sited and managed (e.g. monitoring, effective compliance, sustainable financing) so as to achieve their intended objectives (OECD, 2016l; 2017c forthcoming).

However, the extent of marine biodiversity has been difficult to study and therefore assess. Advances in biotechnology such as whole genome sequencing and metagenomics are revealing great biodiversity in the marine environment, diversity that remains largely untapped (Kennedy et al., 2008). Using biotechnology to uncover marine biodiversity also helps to understand it and manage it.

Table 3.1. Examples of policy instruments for marine biodiversity conservation and sustainable use

Regulatory instruments (i.e. command-and-control)	Economic instruments	Information and voluntary approaches
Marine protected areas	Taxes, charges, user fees (e.g. entrance fees to marine parks)	Certification, eco labelling (e.g. MSC)
Marine spatial planning	Individually transferable quotas	Voluntary agreements, including public private partnerships (which can include e.g., voluntary biodiversity offset schemes)
Spatial and temporal fishing closures; limits on number and size of vessels (input controls); other restrictions or prohibitions on use (e.g. CITES)	Reform of subsidies harmful to marine ecosystems and use of subsidies that promote conservation and sustainable use	
Standards (e.g. MARPOL for ships); bans on dynamite fishing or fishing gear	Payments for ecosystem services	
Catch limits or quotas (output controls)	Biodiversity offsets	
Licenses e.g. aquaculture and offshore windfarms	Non-compliance penalties	
Planning requirements (e.g. Environmental Impact Assessments and Strategic Environmental Assessments)	Fines on damages	

Source: OECD (2016).

Harnessing the potential of ocean, seas and marine resources for sustainable development calls for integrated and coherent approaches

Breaking out of sectoral silos and fostering greater coherence in managing ocean resources and regulating ocean activities will be fundamental to deal with these pressures in an effective way. In addition to MPAs, complementary instruments are needed to effectively manage pressures such as over-fishing, marine pollution (including from land-based sources), climate change, and invasive alien species. When managing at higher levels, i.e. ecosystems or integrated ocean management, interest groups are spread more widely and pursue a variety of economic activities and more ministries and agencies have competence. For example, managing coastal ecosystems might require agriculture, rural development, fisheries, aquaculture, tourist, zoning interests etc. to be taken into account in decision making. Whole of government approaches, multi-stakeholder involvement and a comprehensive package of policy measures are needed to ensure the sustainable use of marine resources, including policies that lie beyond the mandates of environmental ministries (Box 3.4).

Box 3.4. The need for policy coherence and the Sustainable Development Goals

Embedding MPA design issues into other policy approaches, such as Marine Spatial Planning and ecosystem-based management approaches, and establishing inter-Ministerial Committees to develop national marine and coastal development strategies, help bring together multiple stakeholders. This can contribute to ensuring a better understanding of the costs and benefits of decisions to different users (i.e. the winners and losers), and the possible transitional measures needed to address any vulnerable groups most adversely affected. It can help to address political economy issues that arise e.g. between conservation and fishing communities. And it can help to foster policy coherence necessary as part of a strategy that can meaningfully contribute to the achievement of the Sustainable Development Goals, including those for oceans and marine biodiversity, for food security, and for poverty alleviation.

Source: OECD (2016).

One of the reasons for overfishing is policy objectives related to rural development, employment, and preservation of traditional communities and production methods that translate to sector supports and pressure on the resource. Achieving coherence between these and sustainability objectives will require new approaches to fisheries governance that take these trade-offs more explicitly into account and recognise healthy fish stocks as a precondition to achieving broader objectives (OECD 2013d).

IUU fishing is a lucrative activity because regulatory penalties are low. But IUU fishing is usually associated with other crimes such as money laundering, tax evasion and document fraud that have significant criminal penalties. Providing an effective deterrent to criminal activity in the fisheries sector will require co-operation between fisheries managers, police, prosecutors and tax authorities (OECD 2013e).

Policy coherence will also be critical for improving the governance of the high seas, which is facing numerous risks and uncertainties. These include a plethora of different agencies looking after different activities, gaps in the governance framework, weak compliance, lack of enforcement, new and emerging issues, including high seas industries such as energy production, and lack of an equity framework for exploitation of genetic resources. These uncertainties will impact a variety of economic-related activities, including for example, a lack of legal clarity about economic activities in the oceans beyond national jurisdiction as well as the potential for increased competition between states for access to resources in the seas (OECD, 2016d).

In economic exclusive zones, there is a growing recognition that management of the ocean needs to be based on ecosystem approaches. Most coastal nations of the world already have a variety of sectoral policies in place to manage different uses of the ocean (such as shipping, fishing, oil and gas development). But a number of them are increasingly developing an integrated, ecosystem-based vision for the governance of ocean areas under their jurisdiction. This integrated vision includes goals and procedures to: harmonise existing uses and laws, promote sustainable development of ocean areas, protect biodiversity and vulnerable resources and ecosystems, and co-ordinate the actions of the many government agencies that are typically involved in oceans affairs. Some experiences in Asia are illustrated in Box 3.5.

Box 3.5. Some Asian countries are embracing integrated ocean management

China is moving toward a unified marine governance approach in order to protect their ocean interests and develop ocean-related industries. In 2013 four of its five maritime law-enforcement commands were consolidated into the SOA (State Oceanic Authority).

The **Korean** Ministry of Oceans and Fisheries was created in 2013 with responsibilities to provide a fully integrated approach to all marine issues.

India established the National Fisheries Development Board (NFDB) in August 2014 in order to have a more integrated fisheries governance system. The NFDB will promote the fisheries sector and co-ordinate activities related to fisheries undertaken by different ministries or departments in the central government and state or union territory governments.

Source: OECD (2015a).

Given the acceleration expected in the use of the ocean and its resources, it will be critical to spread the application of integrated ocean management around the world. The OECD has put forward a number of recommendations to enhance the sustainable development of the ocean economy in the future (Box 3.6).

Box 3.6. What policy recommendation to foster a sustainable ocean economy?

In order to boost the long-term development prospects of emerging ocean industries and their contribution to growth and employment, while managing the ocean in responsible, sustainable ways, policy-makers would need to:

1. Foster greater international co-operation in maritime science and technology as a means to stimulate innovation and strengthen the sustainable development of the ocean economy. This would involve for example undertaking international comparative analyses and reviews of the role of government policy on technological innovations in marine and maritime activities.
2. Strengthen integrated ocean management. In particular, this should involve making greater use of economic analysis and economic tools in integrated ocean management, for example by establishing international platforms for the exchange of knowledge, experience and best practice, and by stepping up efforts to evaluate the economic effectiveness of public investment in marine research and observation.
3. Improve the statistical and methodological base at national and international level for measuring the scale and performance of ocean-based industries and their contribution to the overall economy. This could include, among other tasks, the further development of the OECD's Ocean Economy Database.
4. Build more national and international capacity for ocean industry foresight, including the assessment of future changes in ocean-based industries.

Source: OECD (2016d).

The sustainable use of the ocean cannot be achieved unless the management of all sectors of human activities affecting the ocean is coherent. Missing SDG 14 which call on the international community to “conserve and sustainably use oceans and marine resources”, as well as other key related international agreements, such as the Convention on Biological Diversity and the Paris Agreement under the UNFCCC, may result in additional cost, especially for developing countries where fish catch and tourism revenues provide jobs, livelihoods and nourishment for millions of coastal communities. In November 2017, the Green Growth and Sustainable Development Forum will focus on the fast growing ocean-based industries. The outcomes of this Forum will be relevant to the implementation agenda of SDG 14 on Oceans (Box 3.7).

Box 3.7. Green Growth and Sustainable Development Forum on Greening the Ocean Economy

As OECD's work on green growth is of crosscutting nature, the annual Green Growth Sustainable Development (GGSD) Forum is a dedicated space for multi-disciplinary dialogue on green growth bringing together experts from different policy fields and disciplines. In 2017, the GGSD Forum, to take place on 21-22 November, will focus on the fast growing ocean-based industries. The Forum will explore how the economic development and conservation needs can be balanced successfully through innovations in established and emerging (new) industries as well as marine spatial planning instruments. The outcomes are relevant to the implementation agenda of SDG 14 on Oceans as the exchange of knowledge and exploitation of potential synergies might help policy-makers in achieving the targets under SDG 14 and in identifying knowledge gaps and areas of future work.

Source: www.oecd.org/greengrowth/ggsd-forum.htm.

Notes

1. The joint UNECE/OECD/Eurostat Task Force for Measuring Sustainable Development has developed a broad measurement framework that links three conceptual dimensions of sustainable development, i.e. human well-being of the present generation in one particular country (referred to as “here and now”), the well-being of future generations (“later”) and the well-being of people living in other countries (“elsewhere”). This framework has served as a basis for developing the policy coherence for sustainable development (PCSD) approach promoted by the OECD.
2. www.barcodinglife.org.

References

- Alkire, S., J.M. Roche and A. Sumner (2013), “Where Do the Multidimensionally Poor Live?”, OPHI Working Paper, No. 61, Oxford Poverty and Human Development Initiative, University of Oxford, Oxford., in *Development Co-operation Report 2013*, OECD Publishing, Paris. <http://dx.doi.org/10.1787/dcr-2013-table16-en>.
- Costa, F.O., M. Landi, R. Martins, M.H. Costa, M.E. Costa, M. Carneiro, M.J. Alves, D. Steinke, and G.R. Carvalho, 2012, “A ranking system for reference libraries of DNA Barcodes: Application to marine fish species from Portugal.” *PLoS ONE* 7, e35858. doi:10.1371/journal.pone.0035858.
- El-Chichakli, B., J. Von Braun, C. Lang, D. Barben and J. Philp (2016), “Five cornerstones of a global bioeconomy”, *Nature* 535, 221-223.
- Evenett and Fritz (2015). “Throwing Sand in the Wheels: How Trade Distortions Slowed LDC Export-Led Growth.” CEPR 2015.
- FAO (2016), *The State of World Fisheries and Aquaculture 2016. Contributing to food security and nutrition for all*. Rome.
- FAO (2014), “The state of world fisheries and aquaculture 2014 highlights”, FAO, Rome. ISBN: 978-92-5-108275-1.
- FAO/WHO (2010), “World Review of Fisheries and Aquaculture”. FAO, Rome. www.fao.org/docrep/013/i1820e/i1820e01.pdf.
- Gilbert, N. (2016), “Frugal farming. Old-fashioned breeding techniques are bearing more fruit than genetic engineering in developing self-sufficient super plants”, *Nature* 533, 308-310.
- Greenville, J., K. Kawasaki and R. Beaujeu (2017), “Global agriculture and food value chains: landscape and policy influences”, in *OECD Food, Agriculture and Fisheries Papers*, No. 100, OECD Publishing, Paris. <http://dx.doi.org/10.1787/aaf0763a-en>.
- Ignaciuk, A. and D. Mason-D’Croz (2014), “Modelling Adaptation to Climate Change in Agriculture”, *OECD Food, Agriculture and Fisheries Papers*, No. 70, OECD Publishing. <http://dx.doi.org/10.1787/5jxrclljnxbxq-en>.
- Ivshina, I.B., M.S. Kuyukina, A.V. Krivoruchko, A.A. Elkin, S.O. Makarov, C.J. Cunningham, T.A. Peshkur, R.M. Atlas and J.C. Philp (2015), “Oil spill problems and sustainable response strategies through new technologies”, *Environmental Science: Processes & Impacts* 17, 1201-1219.
- Kennedy, J., J.R. Marchesi and A.D.W. Dobson (2008), “Marine metagenomics strategies for the discovery of novel enzymes with biotechnological applications from marine environments”, *Microbial Cell Factories* 7:e27.
- Mayer, A.M.S., A.D. Rodríguez, R.G.S. Berlinck and N. Fusetani (2011), “Marine pharmacology in 2007–8: Marine compounds with antibacterial, anticoagulant, antifungal, anti-inflammatory, antimalarial, antiprotozoal, antituberculosis, and antiviral activities; affecting the immune and nervous system, and other miscellaneous mechanisms of action”, *Comparative Biochemistry and Physiology*, Part C 153, 191–222.
- OECD (2017a forthcoming), *Green Growth Indicators 2017*, OECD Publishing, Paris. <http://dx.doi.org/10.1787/9789264268586-en>.
- OECD (2017b), *Building Food Security and Managing Risk in Southeast Asia*, OECD Publishing, Paris (forthcoming – release 3 May 2017).
- OECD (2017c, forthcoming), *Marine Protected Areas: Economics, Management and Effective Policy Mixes*. OECD Publishing, Paris.
- OECD (2016a), *Policies for Sound and Effective Investment in China*, OECD Publishing, Paris. <http://dx.doi.org/10.1787/9789264254985-en>.

- OECD (2016b), *The Economic Consequences of Outdoor Air Pollution*, OECD Publishing, Paris. <http://dx.doi.org/10.1787/9789264257474-en>.
- OECD (2016c), *Better Policies for Sustainable Development 2016: A New Framework for Policy Coherence*, OECD Publishing, Paris. <http://dx.doi.org/10.1787/9789264256996-en>.
- OECD (2016d), *The Ocean Economy in 2030*, OECD Publishing, Paris. <http://dx.doi.org/10.1787/9789264251724-en>.
- OECD (2016e), *Agricultural Policy Monitoring and Evaluation 2016*, OECD Publishing, Paris. http://dx.doi.org/10.1787/agr_pol-2016-en.
- OECD (2016f), *Alternative Futures for Global Food and Agriculture*, OECD Publishing, Paris. <http://dx.doi.org/10.1787/9789264247826-en>.
- OECD (2016g), “Synergies and trade-offs between agricultural productivity and climate change mitigation and adaptation: Dutch case study”, [COM/TAD/CA/ENV/EPOC(2016)7/FINAL], OECD, Paris.
- OECD (2016h), *Evolving Agricultural Policies and Markets: Implications for Multilateral Trade Reform*, OECD Publishing, Paris, <http://dx.doi.org/10.1787/9789264264991-en>.
- OECD (2016i) “Universal Health Coverage and Health Outcomes”. Final Report for the G7 Health Ministerial meeting. Paris, 22 July. <http://www.oecd.org/els/health-systems/Universal-Health-Coverage-and-Health-Outcomes-OECD-G7-Health-Ministerial-2016.pdf>.
- OECD (2016j), *OECD Employment Outlook 2016*, OECD Publishing, Paris. http://dx.doi.org/10.1787/empl_outlook-2016-en.
- OECD (2016k), *OECD Regional Outlook 2016: Productive Regions for Inclusive Societies*, OECD Publishing, Paris. <http://dx.doi.org/10.1787/9789264260245-en>.
- OECD (2016l), *Marine Protected Areas: Economics, Management and Effective Policy Mixes – policy highlights*, OECD, Paris. <http://www.oecd.org/environment/resources/mainstream-biodiversity/Marine-Protected-Areas-Policy-Highlights.pdf>.
- OECD (2015a) *Towards Green Growth? Tracking progress*, OECD Publishing Paris. <http://dx.doi.org/10.1787/9789264234437-en>.
- OECD (2015b), *OECD Review of Fisheries: Policies and Summary Statistics 2015*, OECD Publishing, Paris. <http://dx.doi.org/10.1787/9789264240223-en>.
- OECD (2015c), *Green Growth in Fisheries and Aquaculture*, OECD Publishing, Paris. <http://dx.doi.org/10.1787/9789264232143-en>.
- OECD (2015d), *Issues in Agricultural Trade Policy: Proceedings of the 2014 OECD Global Forum on Agriculture*, OECD Publishing, Paris, <http://dx.doi.org/10.1787/9789264233911-en>.
- OECD (2015e) “Adapting agriculture to climate change; a role for public policies”, by Ignaciuk, A. in *OECD Food, Agriculture and Fisheries Papers*, No. 85, OECD Publishing, Paris, <http://dx.doi.org/10.1787/5js08hwvfnr4-en>.
- OECD (2015f) “Agriculture and Climate Change Policy Note” <https://www.oecd.org/tad/sustainable-agriculture/agriculture-climate-change-september-2015.pdf>.
- OECD (2013a), *Development Co-operation Report 2013: Ending Poverty*, OECD Publishing, Paris. <http://dx.doi.org/10.1787/dcr-2013-en>.
- OECD (2013b), *Marine Biotechnology: Enabling Solutions for Ocean Productivity and Sustainability*, OECD Publishing, Paris. <http://dx.doi.org/10.1787/9789264194243-en>.
- OECD (2013c), *Global Food Security: Challenges for the Food and Agricultural System*, OECD Publishing, Paris. <http://dx.doi.org/10.1787/9789264195363-en>.
- OECD (2013d), *The OECD Handbook for Fisheries Managers: Principles and Practice for Policy Design*, OECD Publishing, Paris. <http://dx.doi.org/10.1787/9789264191150-en>.
- OECD (2013e), *Evading the Net: Tax Crimes in the Fisheries Sector*, OECD Publishing, Paris. <https://www.oecd.org/ctp/crime/evading-the-net-tax-crime-fisheries-sector.pdf>.
- OECD (2012), *OECD Environmental Outlook to 2050: The Consequences of Inaction*, OECD Publishing, Paris. <http://dx.doi.org/10.1787/9789264122246-en>.
- OECD (2010a), *Sustainable Management of Water Resources in Agriculture*, OECD Publishing, Paris. <http://dx.doi.org/10.1787/9789264083578-en>.
- OECD (2010b), *Obesity and the Economics of Prevention: Fit not Fat*, OECD Publishing, Paris. <http://dx.doi.org/10.1787/9789264084865-en>.

- OECD (2008), *OECD Environmental Outlook to 2030*, OECD Publishing, Paris. <http://dx.doi.org/10.1787/9789264040519-en>.
- OECD (2005), "Measuring Sustainable Development", OECD Statistics Brief, September, No. 10, OECD, Paris.
- OECD/FAO (2016), *OECD-FAO Agricultural Outlook 2016-2025*, OECD Publishing, Paris. http://dx.doi.org/10.1787/agr_outlook-2016-en.
- OECD/FAO (2015a), *Fishing for Development*, FAO, Rome. <http://dx.doi.org/10.1787/9789264232778-en>.
- OECD/FAO (2015b), *OECD-FAO Agricultural Outlook 2015*, OECD Publishing, Paris. http://dx.doi.org/10.1787/agr_outlook-2015-en.
- OECD/FAO (2012), *OECD-FAO Agricultural Outlook 2012*, OECD Publishing, Paris. http://dx.doi.org/10.1787/agr_outlook-2012-en.
- OECD/FAO/UNCDF (2016), *Adopting a Territorial Approach to Food Security and Nutrition Policy*, OECD Publishing, Paris. <http://dx.doi.org/10.1787/9789264257108-en>.
- Sommerset, I., B. Krossoy, E. Biering and P. Frost (2005), "Vaccines for fish in aquaculture", *Expert Review of Vaccines* 4, 89-10.
- Stokstad, E. (2016), "The nitrogen fix", *Science* 353, 1225-1227.
- UNDESA (2016), E/2016/50/Rev.1: World Economic and Social Survey, Climate Change Resilience: an opportunity for reducing inequalities, United Nations publication. https://wess.un.org/wp-content/uploads/2016/06/WESS_2016_Report.pdf.
- UNECE/OECD/Eurostat (2014), Conference of European Statisticians. *Recommendations on Measuring Sustainable Development*, UNECE/OECD/EuroStat, New York and Geneva: www.unece.org/fileadmin/DAM/stats/publications/2013/CES_SD_web.pdf.
- UN ECOSOC (2016), E/2016/75: "Progress towards the Sustainable Development Goals. Report of the Secretary-General." 3 June 2016, http://www.un.org/ga/search/view_doc.asp?symbol=E/2016/75.
- UNEP (2011), *Towards a Green Economy: pathways to sustainable development and poverty eradication - a synthesis for policy makers*, United Nations Environment Programme, https://sustainabledevelopment.un.org/content/documents/126GER_synthesis_en.pdf.
- UNGA (2015) A/70/L.1 – "Transforming our world: the 2030 Agenda for Sustainable Development", www.un.org/ga/search/view_doc.asp?symbol=A/70/L.1&Lang=E.
- WHO (2015), *Health in 2015: from MDGs, Millennium Development Goals to SDGs, Sustainable Development Goals*. World Health Organization. http://apps.who.int/iris/bitstream/10665/200009/1/9789241565110_eng.pdf?ua=1.

Chapter 4

Tracking progress in policy coherence for sustainable development

Policy coherence for sustainable development (PCSD) is an integral part of the means of implementation for the Sustainable Development Goals (SDGs), as recognised by SDG target 17.14. This chapter aims to support country efforts to develop national indicators and targets for tracking progress in policy coherence. It applies the Framework for Policy Coherence for Sustainable Development to the six thematic SDGs to be reviewed by the United Nations High-Level Political Forum (HLPF) in July 2017. Specifically, the framework encourages countries to consider three elements of the policy making process: institutional mechanisms; policy interactions; and policy effects on other countries and future generations. It also urges them to identify different sets of indicators for each PCSD element, depending on the particular challenge or objective they wish to monitor.

The statistical data for Israel are supplied by and under the responsibility of the relevant Israeli authorities. The use of such data by the OECD is without prejudice to the status of the Golan Heights, East Jerusalem and Israeli settlement in the West Bank under the terms of international law.

Introduction

Policy coherence for sustainable development (PCSD) is an integral part of the means of implementation for the Sustainable Development Goals (SDGs). SDG target 17.14 calls on all countries to enhance PCSD. The global indicator to measure progress on this target, as agreed by the Inter-Agency Expert Group on SDG Indicators, aims to capture the “Number of countries with mechanisms in place to enhance policy coherence for sustainable development”. The 2030 Agenda states that “Targets are defined as aspirational and global, with each Government setting its own national targets guided by the global level of ambition but taking into account national circumstances”.

This chapter aims to support country efforts to develop national indicators and targets for tracking progress towards SDG target 17.14.¹

It develops further our monitoring framework for PCSD, as outlined in previous editions of this report. Specifically, the framework, which encourages countries to consider three inter-related elements of the policy-making process – institutional mechanisms; policy interactions; and policy effects – is applied to the six SDGs to be reviewed by the United Nations High-Level Political Forum (HLPF) in July 2017:

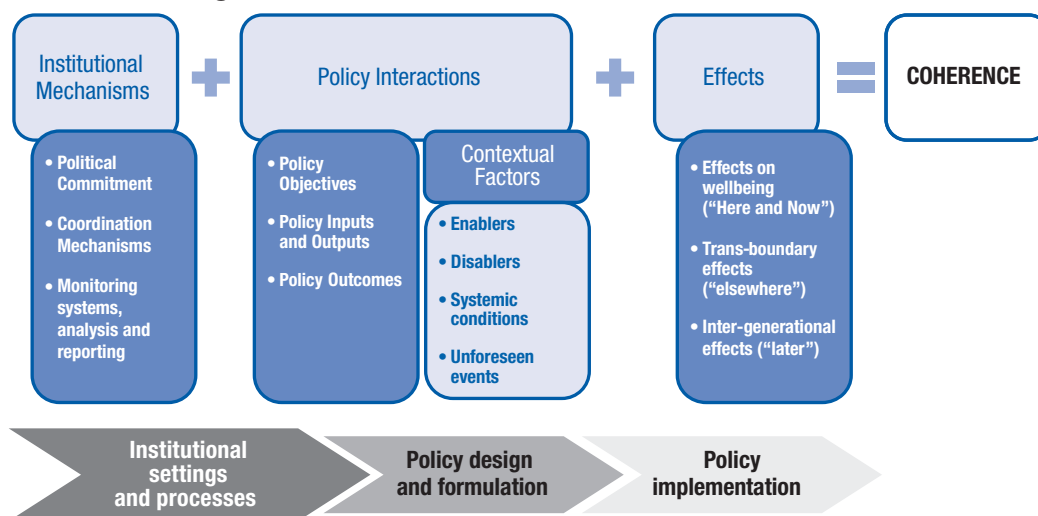
- Goal 1. End poverty in all its forms everywhere.
- Goal 2. End hunger, achieve food security and improved nutrition and promote sustainable agriculture.
- Goal 3. Ensure healthy lives and promote well-being for all at all ages.
- Goal 5. Achieve gender equality and empower all women and girls.
- Goal 9. Build resilient infrastructure, promote inclusive and sustainable industrialisation and foster innovation.
- Goal 14. Conserve and sustainably use the oceans, seas and marine resources for sustainable development.

Every year, in tandem with the selected thematic goals, the HLPF also reviews SDG 17 on the Means of Implementation (MoI). The MoI targets under SDG 17 and under each of the thematic SDGs are key to realising the 2030 Agenda and they are of equal importance with the other goals and targets. They call for the mobilisation of financial resources as well as capacity building and the transfer of environmentally sound technologies to developing countries on favourable terms, including on concessional and preferential terms. Public finance, both domestic and international, will play a vital role in providing essential services and public goods and in catalysing other (e.g. private) sources of finance.

Elements of the OECD Coherence Monitor

As part of SDG 17, policy coherence for sustainable development is inextricably linked to processes and means and there is no one single indicator for tracking progress. Instead, countries will need to identify different sets of indicators for each PCSD element, depending on the particular objective or challenge they wish to monitor (Figure 4.1).

Figure 4.1. Elements of the OECD Coherence Monitor



Source: OECD (2016a).

Tracking progress on institutional mechanisms

A key lesson from the first year of implementation is that there is no single blueprint for enhancing policy coherence in SDG implementation. To achieve sustainable development there are different approaches, visions, models and tools available to each country, in accordance with its national circumstances and priorities. It is up to each country to determine its institutional mechanisms for formulating, co-ordinating, monitoring and ensuring coherence in SDG implementation.

Chapter 1 suggests that countries' progress in adapting institutional mechanisms for coherent SDG implementation can be assessed against eight "PCSD building blocks". They are (i) political commitment and leadership; (ii) integrated approaches to implementation; (iii) intergenerational timeframe; (iv) analysis and assessments of potential policy effects; (v) policy and institutional coordination; (vi) local and regional involvement; (vii) stakeholder participation; and (viii) monitoring and reporting. Forthcoming work by the OECD could potentially identify existing or develop new process indicators for each of these eight building blocks. Such indicators would be of a qualitative nature and relate to the institutional arrangements, processes and working methods needed to design and implement more coherent policies and to monitor progress over time.

Assessing policy interactions

The SDGs represent an indivisible set of global priorities that incorporate the economic, social and environmental dimensions of sustainable development. Making progress on the SDGs therefore requires careful consideration of the interactions between these three dimensions, as well as between different goals and targets. This is essential for ensuring that progress in one goal does not undermine progress in other goals.

To identify appropriate sets of indicators to assess policy interactions at the national level, the OECD Framework for Policy Coherence for Sustainable Development (the PCSD Framework) suggests three steps (OECD, 2016a):

1. *Map out critical interactions across the 17 SDGs and 169 targets.* The focus should be on areas where inter-linkages are well known, and where possibilities for synergies, conflicts and trade-offs are high.

2. *Prioritise PCSD areas based on the critical interactions identified in the mapping exercise.* Special attention should be paid to areas with high potential impact and where fundamental trade-offs need to be managed.
3. *Review data availability and identify existing national-level indicators for assessing the interactions.* The analysis from the mapping exercise could be used to set a baseline against which to measure progress.

Indicators to track progress on PCSD will necessarily vary from country to country depending on their natural attributes, economy, institutional setup, and political and social variables. They will likely include combinations of input, output and outcome indicators from diverse disciplines.

Input indicators relate to resources including knowledge expertise and capital assets required to achieve certain outputs, e.g. funds allocated to health care. Output indicators usually measure activities, goods or services that are required to achieve the desired outcome, e.g. the number of surgical operations. Outcome indicators capture the changes that result from the inputs (funds) and outputs (surgeries), e.g. the reduction in the number of preventable deaths during a given period of time.

Additionally, indicators that capture the (intensity of) use of natural resources and capital stocks would help clarify to what extent different sectors might be competing for the same resources, and gauge whether the aggregate demand for satisfying diverse sectoral objectives or human needs is within the constraints of global ecosystems.

Considering policy effects

Sustainable development depends on how a society uses its various economic, natural and social resources. The more sustainably and efficiently these resources are used and managed here and now, the more capital is left for people elsewhere on the planet and later for future generations. Enhancing policy coherence for sustainable development therefore requires a more systematic consideration of policy effects both domestically and abroad, as well as over long periods of time:

- The *here and now* dimension of sustainable development covers the diverse aspects of well-being of the current generation and involves trade-offs between economic, social and environmental objectives. As such, it corresponds to and will be treated synonymously with policy interactions for purposes of this analysis.
- The *elsewhere* dimension of sustainable development requires a better understanding of the transboundary effects of domestic policies and involves measuring economic, social and environmental externalities imposed beyond national borders. The transmission channels for such cross-border impacts include e.g. financial flows (ODA, remittances, loans); imports/exports of goods and services, including through the participation in global value chains (GVCs); knowledge transfer, as well as diffusion of waste products. Indicators for capturing this dimension include so-called “footprint indicators” which calculate, for example, the environmental pressure attributable to consumption in one country on resources or conditions in another country.
- The *later* dimension of sustainable development requires balancing the needs of current and future generations, as well as short-term and long-time priorities. This relates to how much economic, social, human and natural capital today’s citizens leave behind for tomorrow’s citizens. To this end, indicators to assess capital stocks can be used

to assess long-term impacts. These include indicators reflecting economic capital (e.g. physical, financial, knowledge), natural capital (e.g. energy and mineral resources, land and ecosystems, water and air quality, climate), human capital (e.g. knowledge, skills, competencies and attributes embodied in individuals) and social capital (e.g. the quality of interpersonal relationships and institutions).

Structure, scope and limitations

The chapter applies the PCSD Framework to each of the six thematic Goals that are to be reviewed by the High Level Political Forum in July 2017. Specifically, for each goal the chapter:

- *Selects and elaborates on a few critical interactions* between the goal in question and the other five goals up for review.
- *Outlines a number of policy effects* that might result from the implementation of the goal and which can have implications for other countries and for future generations.
- *Provides an overview of indicators* that can be used at national level for assessing the selected interactions and policy effects.

By limiting the scope to the six goals, however, many important interactions with other goals are left out of the analysis (e.g. between SDG2 on food and agriculture, SDG6 on water and sanitation, and SDG7 on sustainable energy). Annex table 4.A1.1 aims to address this limitation by providing an overview of some of the main interactions with other relevant goals.

The suggested indicators for each goal focus on the interactions *between goals* and policy effects on *other countries* and *future generations*. For an overview of the Organisation's indicators (along with policy instruments and dialogue platforms) that can be used to inform the implementation of *each individual goal*, please refer to the mapping exercise that was presented to Ministers in 2015, as part of the document "Supporting the Post-2015 Agenda for Sustainable Development: The Role of the OECD and its Members".

Finally, the chapter does not suggest absolute correlation and/or causation between the indicators presented, nor does it in any way attempt to compare or rank countries.

Assessing interactions and policy effects on other countries and future generations

The following sections aim to support country efforts to develop national indicators and targets for tracking progress in policy coherence, as called for by SDG target 17.14. As such, they complement the broader context-setting analysis in Chapter 3.

Goal 1. End poverty in all its forms everywhere

Sustainable Development Goal 1 aims to eradicate extreme poverty for all people by 2030, and to reduce at least by half the proportion of men, women and children of all ages living in poverty in all its dimensions. It calls for the implementation of nationally appropriate social protection systems and for ensuring that all men and women have equal rights and access to economic resources, basic services, and ownership and control over land and other forms of property. It also calls upon countries to build the resilience of the poor and vulnerable and reduce their exposure and vulnerability to climate-related extreme events and other economic, social and environmental shocks and disasters.

SDG1 is a fundamental goal that is directly or indirectly linked to all other goals. Access to education and health care, gender equality and decent jobs, for example, are all major enablers for inclusive growth and development. Other underpinnings for poverty reduction include peace and political stability, sound macroeconomic management, strong institutions, well-defined property rights and good governance. But the achievement of the 2030 Agenda will require governments to not only foster positive synergies, but also to identify and prevent potential negative trade-offs between eradicating poverty on the one hand and achieving sustainability on the other (ICSU-ISSC, 2015).

Indicators for considering the interactions and policy effects outlined below are presented in Tables 4.1 and 4.2 within this chapter.

Example of interactions

Raising incomes of small-scale food producers (SDG2.3), including fishers, without compromising the sustainability of water (SDG6) and land (SDG15) resources, and fish stocks (SDGs 14.4 and 14.6)

Agriculture has a crucial role to play for poverty reduction, due to its dual role in supplying food and providing incomes to poor and potentially food-insecure farmers. Today, more than two thirds of the world's poor live in rural areas and more than half of the world's poor depends, either directly or indirectly, on agriculture for their livelihoods. Similarly, fisheries provide an important source of both food and income globally. The FAO (2016a) estimates that over 55 million people were engaged in the primary sector of capture fisheries and aquaculture in 2014 – with many more, particularly women, involved in post-harvest and service sectors.

The heavy reliance by farmers and fishers on natural resources for their livelihoods makes them particularly vulnerable to environmental degradation. Policy coherence for sustainable development requires balancing the income-generating opportunities offered by agriculture and fisheries with the sustainable management of land and seas.

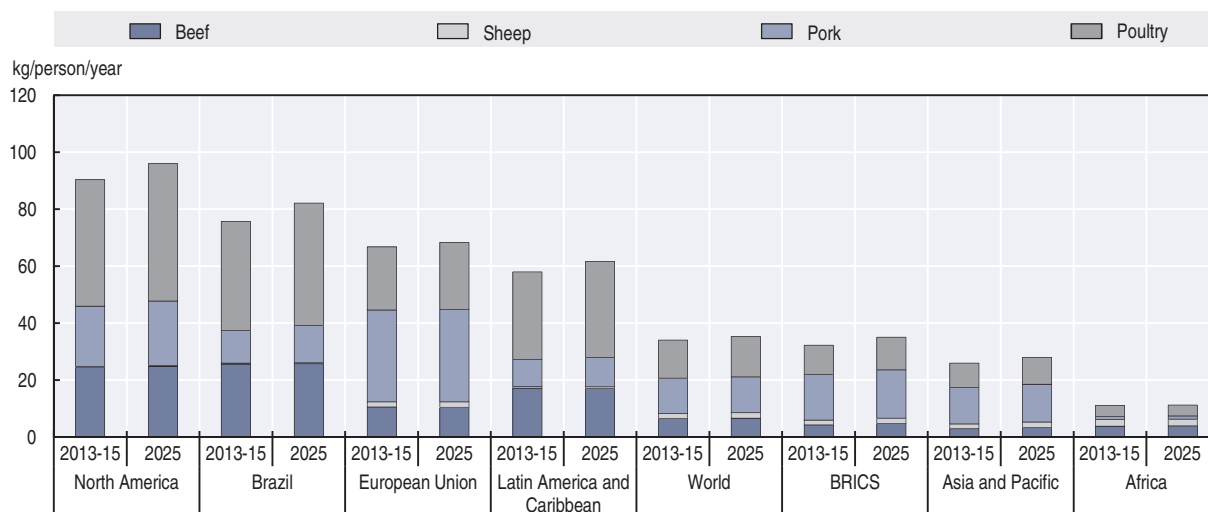
Changing dietary habits and consumption patterns (SDG12) due to higher average incomes (SDG1) without putting pressure on the environment (SDGs 6, 13, 14 and 15)

Higher incomes (and urbanisation) lead to food consumption changes that favour increased proteins from animal sources in diets. The **OECD-FAO Agricultural Outlook 2016-2025** projects that growth in the demand for meats will stem mostly from income and population growth, especially in countries with large middle classes in Asia, Latin America and the Middle East (Figure 4.2). While the global meat industry provides food and a livelihood for billions of people, it also impacts on air and water quality, ocean health and GHG emissions and it is the largest user of land globally.

Changes in dietary preferences due to rising incomes across the world are also expected to lead to further increases in the demand for fish and fish products. At the same time, the FAO suggests that the share of fish stocks within biologically sustainable levels has decreased from 90% in 1974 to 68.6% in 2013. Pollution (both from industry and agriculture) and climate change also undermine the ocean's capacity to produce food.

Responding to income-induced dietary changes will thus require careful consideration of the interactions between food production, environmental impacts and planetary boundaries.

Figure 4.2. Per capita meat consumption by country and region (kg/person/year)



Source: OECD-FAO (2016).

Table 4.1. Indicators to inform selected interactions in relation to SDG1

SDG1: End poverty in all its forms everywhere			
Interaction	Indicators for consideration	Data sources*	
Potential trade-off Raising incomes of small-scale food producers (SDG2.3), including fishers, without compromising the sustainability of water (SDG6) and land (SDG15) resources, and fish stocks (SDG14.4 and 14.6)	<ul style="list-style-type: none"> Poverty rate; Income poverty headcount; Income poverty gap Rural poverty gap at national poverty lines (%) Employment by activity; Value added by activity Nutrient balance (nitrogen and phosphorus, kg/ha) Land use and land cover change Share of world marine fish stocks that are overfished; fully fished; underfished (%) 	<ul style="list-style-type: none"> OECD National Accounts Statistics OECD Labour Market Statistics OECD Agri-Environmental Indicators State of World Fisheries and Aquaculture, FAO 	
Potential trade-off Changing dietary habits and consumption patterns (SDG12) due to higher average incomes (SDG1) without putting pressure on the environment (SDGs 6, 13, 14 and 15)	<ul style="list-style-type: none"> Poverty rate; Income poverty headcount; Income poverty gap World meat prices (USD/t) Meat consumption per capita (kg/person/year) Contribution of fish to animal protein (grams or %) 	<ul style="list-style-type: none"> OECD National Accounts Statistics OECD Agriculture Statistics: Agricultural Output OECD-FAO Agricultural Outlook State of World Fisheries and Aquaculture, FAO 	

* Data is produced/compiled by the OECD unless otherwise noted.

Transboundary and intergenerational policy effects

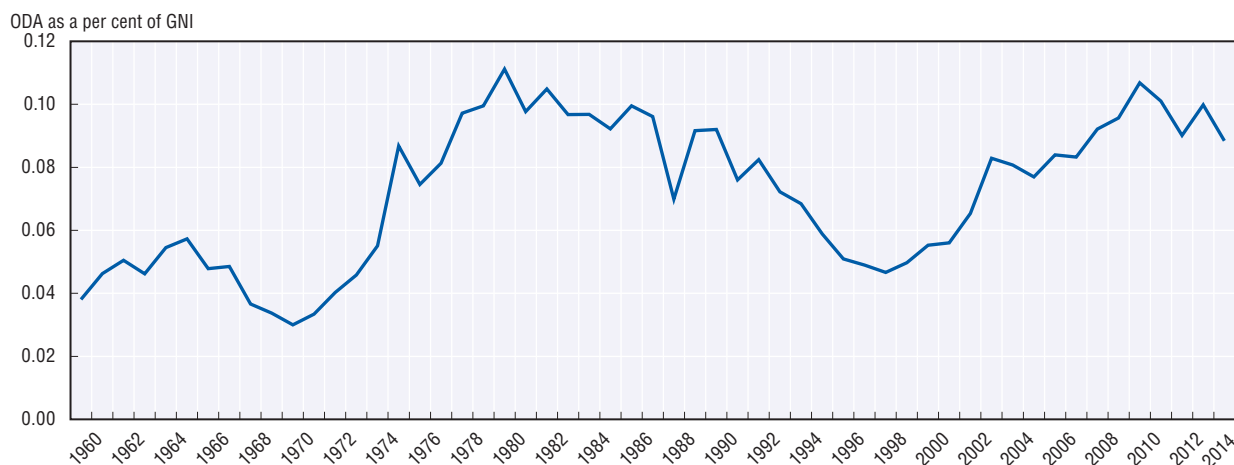
Official Development Assistance (SDG17.2) to least developed countries

Due to strong growth in private finance, the relative importance of official development assistance (ODA) has diminished in many countries. However, it continues to represent the bulk of external financial resources in the least developed countries (LDCs), which have only limited capacity to attract flows beyond aid. For these countries, concessional finance accounted for 72% of total external finance supplied by OECD economies in 2013. By contrast, in other countries, concessional finance represents only 11% of total external finance (OECD, 2015b).

The majority of DAC countries fall short of the United Nations target of allocating 0.15% of their Gross National Income (GNI) to LDCs.² In total, DAC countries provided 0.09% of their GNI as ODA to least developed countries in 2014 (Figure 4.3).

To better reflect the new global development landscape, the OECD Development Assistance Committee (DAC) is currently modernising its statistical system. A new ODA measure is part of this modernisation and will help to ensure that the right incentive frameworks, and financing and investment tools, are in place to help all countries achieve a successful financing for development strategy and realise the SDGs.

Figure 4.3. **DAC countries' net ODA to LDCs as a percentage of gross national income, 1960-2014**



Source: OECD (2015b).

International trade (SDGs 17.10-12) and investment (SDGs 17.3 and 17.5) can benefit all countries

The 2030 Agenda for Sustainable Development recognises that international trade is an engine for inclusive economic growth and poverty reduction. While protectionism has a negative impact on the global economy, with developing countries often being the hardest hit, full liberalisation of trade in goods and services would help increase average real incomes in all countries. Similarly, international investment spurs prosperity and economic development both in home and recipient countries.

The OECD provides its member countries (and an increasing number of partner countries) with different tools and indicators to monitor the development and evolution of their trade and investment policies. This allows them to benchmark their performance (and level of openness/restrictiveness) against that of other countries:

- The **OECD Trade Facilitation Indicators** help governments to identify areas for action to improve border procedures, reduce trade costs, boost trade flows and reap greater benefits from international trade. The indicators show that reducing global trade costs by 1% would increase worldwide income by more than USD 40 billion, 65% of which would accrue to developing countries (OECD, 2013a).

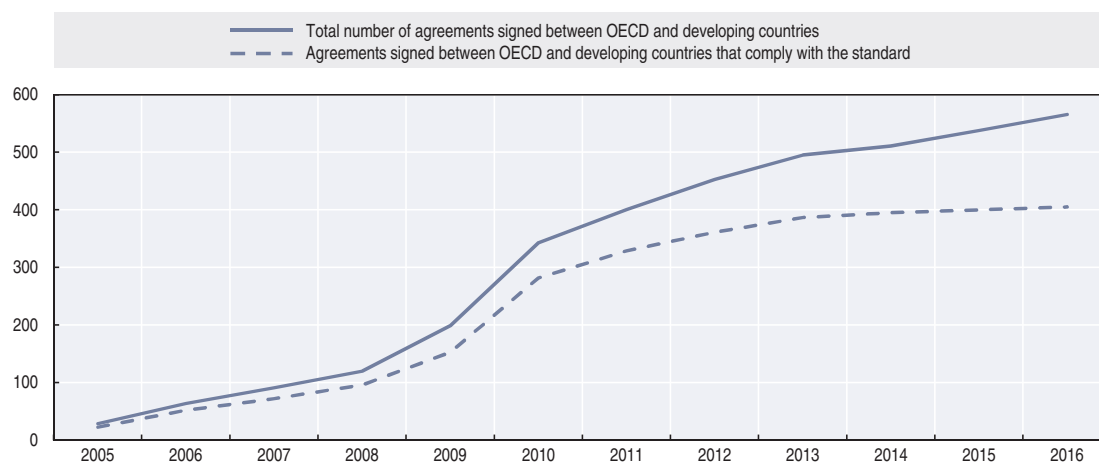
- The **OECD Services Trade Restrictiveness Index (STRI)** helps identify which policy measures restrict trade in services. Trade in services plays an increasingly important role in the global economy and the growth and development of countries. Yet, it is often impeded by trade and investment barriers and domestic regulations.
- The **OECD FDI Regulatory Restrictiveness Index (FDI Index)** measures statutory restrictions on foreign direct investment. A country's ability to attract foreign direct investment is affected by many other factors too (e.g. market size, state ownership, integration with neighbouring countries and geography), but FDI rules are nonetheless a critical determinant of a country's attractiveness to foreign investors.

Since 2009, the OECD has also been working together with WTO and UNCTAD to monitor and report on G20 countries' trade and investment measures.³ The most recent report notes that the overall stock of trade-restrictive measures continues to grow, while the overall direction of investment policy measures taken by G20 countries remains oriented towards further liberalisation (OECD-WTO-UNCTAD, 2016).

The exchange of information for tax purposes can benefit all countries (SDGs 16.4 and 17.1)

Tax evasion and avoidance in OECD countries can lead to significant illicit financial flows from developing countries. Fighting them is necessary for poverty reduction and for enabling effective domestic resource mobilisation by governments in those countries (OECD, 2014a). To combat tax crimes, effective information among countries is essential. The number of agreements on exchange of information between OECD countries and developing countries – which has steadily increased since 2000 – can be used to indicate progress in this area (Figure 4.4). Information exchange facilitates the implementation of international tax standards and other instruments to put an end to bank secrecy and other means of tax evasion and avoidance.

Figure 4.4. Number of exchange of information agreements between OECD and developing countries



Source: OECD Global Forum on Transparency and Exchange of Information for Tax Purposes, <http://www.oecd.org/tax/transparency>.

Improving resource efficiency will increase prosperity now and in the future

Prosperity and well-being need not be achieved by increasing the “weight of nations” in terms of the resources they consume. The problem is not growth per se, but the composition of that growth. By improving resource efficiency it is possible to decrease the amount of virgin materials that are extracted and used, as well as the associated environmental impacts. The challenge ahead is to move towards a society where more value can be created with less natural resource input in a way that does not compromise the needs of future generations (OECD, 2016b).

Monitoring natural resources – the way they are used in economic activity and contribute to economic outputs – and how their use impacts on the environment requires comprehensive data on natural resource flows and indicators that monitor progress. Indicators based on **Material Flows Analysis (MFA)** are useful to measure progress on resource productivity. They also provide insights into the economic efficiency and environmental effectiveness with which materials are used in the production and consumption chain up to final disposal. A commonly used indicator is material productivity (or intensity), relating economic output to the amount of materials (or raw materials) used as inputs. It is defined as GDP per **Domestic Material Consumption (DMC)** or per **Domestic Material Input (DMI)**. Box 4.1 elaborates on these various concepts in more detail.

Box 4.1. Concepts for monitoring natural resource use

Material Flows Analysis (MFA) studies how natural resources and materials flow into, through and out of a given system (usually the economy) and how these flows interact with the economy and the environment. It is based on methodically organised physical flow accounts that provide data on the material inputs taken from the environment into the economy (e.g. resources extracted or harvested from the surrounding natural environment or imported from other countries), the transformation and use of inputs within the economy (from production to final consumption) and the material outputs from the economy to the environment as residuals (waste, pollutants) or to other countries in the form of exports. The data are compiled from available production, consumption and trade data, and from environment statistics (on waste, emissions etc.).

Domestic Material Input (DMI) measures the material inputs into the economy, accounting for the domestic extraction of materials and imports. Domestic Material Consumption (DMC) measures the amount of materials consumed in an economy (i.e. the direct apparent consumption of materials). It is composed of two elements, namely the domestic extraction and the physical trade balance (which equals imports minus exports). DMC equals DMI minus exports.

Source: OECD, 2014b.

Importantly, without more ambitious policies, the costs and consequences of inaction on important environmental challenges will be significant. The OECD’s **Cost of Inaction and Resource Scarcity; Consequences for Long-term Economic Growth (CIRCLE) project** aims at identifying how feedbacks from poor environmental quality, climatic change and natural resource scarcity are likely to affect economic growth in the coming decades.

Table 4.2. Indicators to inform transboundary and intergenerational effects in relation to SDG1

SDG1: End poverty in all its forms everywhere		
Policy effect	Indicators for consideration	Data sources*
<p>Elsewhere ODA (SDG17.2) to LDCs targets poor people</p> <p>International trade (SDGs 17.10-12) and investment (SDGs 17.3-5) can benefit all countries</p> <p>The exchange of information for tax purposes can benefit all countries (SDGs 16.4 and 17.1)</p>	<p>Net ODA to least developed countries (USD)</p> <ul style="list-style-type: none"> ● Trade Facilitation Indicators: <ul style="list-style-type: none"> – Advance Rulings: Prior statements by the administration to requesting traders concerning the classification, origin, valuation method, etc., applied to specific goods at the time of importation; the rules and process applied to such statements – Appeal Procedures: The possibility and modalities to appeal administrative decisions by border agencies – Co-operation – External: Co-operation with neighbouring and third countries – Co-operation – Internal: Co-operation between various border agencies of the country; control delegation to customs authorities – Fees and Charges: Disciplines on the fees and charges imposed on imports and exports – Formalities – Automation: Electronic exchange of data; automated border procedures; use of risk management – Formalities – Documents: Simplification of trade documents; harmonisation in accordance with international standards; acceptance of copies – Formalities – Procedures: Streamlining of border controls; single submission points for all required documentation (single windows); post-clearance audits; authorised economic operators – Governance and Impartiality: Customs structures and functions; accountability; ethics policy – Information Availability: Publication of trade information, including on internet; enquiry points – Involvement of the Trade Community: Consultations with traders ● Services Trade Restrictiveness Index (0 = open; 1 = closed): <ul style="list-style-type: none"> – Restrictions on market entry conditions – Restrictions on the movement of people – Other discriminatory measures – Barriers to competition – Regulatory transparency ● FDI Regulatory Restrictiveness Index (0 = open; 1 = closed) <ul style="list-style-type: none"> – Foreign equity limitations – Screening or approval mechanisms – Restrictions on the employment of foreigners as key personnel – Operational restrictions, e.g. restrictions on branching and on capital repatriation or on land ownership ● Number of agreements on exchange of information for tax purposes between OECD and developing countries 	<p>OECD International Development Statistics: Detailed Aid Statistics</p> <p>OECD Trade Facilitation Indicators</p> <p>OECD Services Trade Restrictiveness Database</p> <p>OECD FDI Regulatory Restrictiveness Index</p> <p>● Global Forum on Transparency and Exchange of Information for Tax Purposes Peer Reviews</p>
<p>Later Improving resource efficiency will increase prosperity now and in the future</p>	<ul style="list-style-type: none"> ● Domestic Material Input (DMI) ● Domestic Material Consumption (DMC) 	<ul style="list-style-type: none"> ● OECD Environment Statistics: Material resources ● OECD Productivity Statistics

* Data is produced/compiled by the OECD unless otherwise noted.

Goal 2. End hunger, achieve food security and improved nutrition and promote sustainable agriculture

Sustainable Development Goal 2 calls for an end to hunger and all forms of malnutrition by 2030. It aims to double agricultural productivity and the incomes of small-scale food producers, and to implement resilient agricultural practices that help maintain ecosystems and strengthen our capacity for climate change adaptation. Meeting this goal will require

increased investment in rural infrastructure, agricultural research and extension services, technology development, and plant and livestock gene banks to enhance agricultural productive capacity in developing countries. It will also require the correction and prevention of trade restrictions, distortions and support policies in world agricultural markets, as well as the adoption of measures to ensure the proper functioning of food commodity markets to help limit extreme food price volatility (OECD, 2016a). Essentially, in this context, policy coherence for sustainable development means feeding a growing population without depleting our natural resource endowments.

Indicators for considering the interactions and policy effects outlined below are presented in Tables 4.3 and 4.4 within this chapter.

Example of interactions

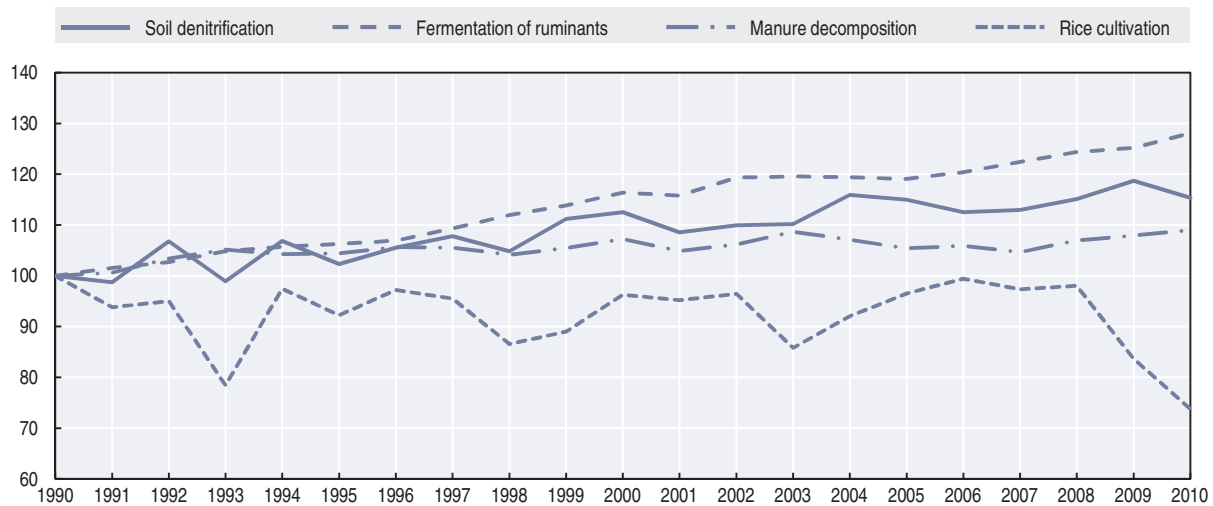
Raising agricultural productivity (SDG2.3) without depleting natural resources (SDGs 6, 7, 13, 14, 15)

Tracking trends in decoupling inputs to production from economic growth is an important issue for measuring progress towards more sustainable agriculture. Broadly speaking, productivity can be defined with respect to (OECD, 2014b):

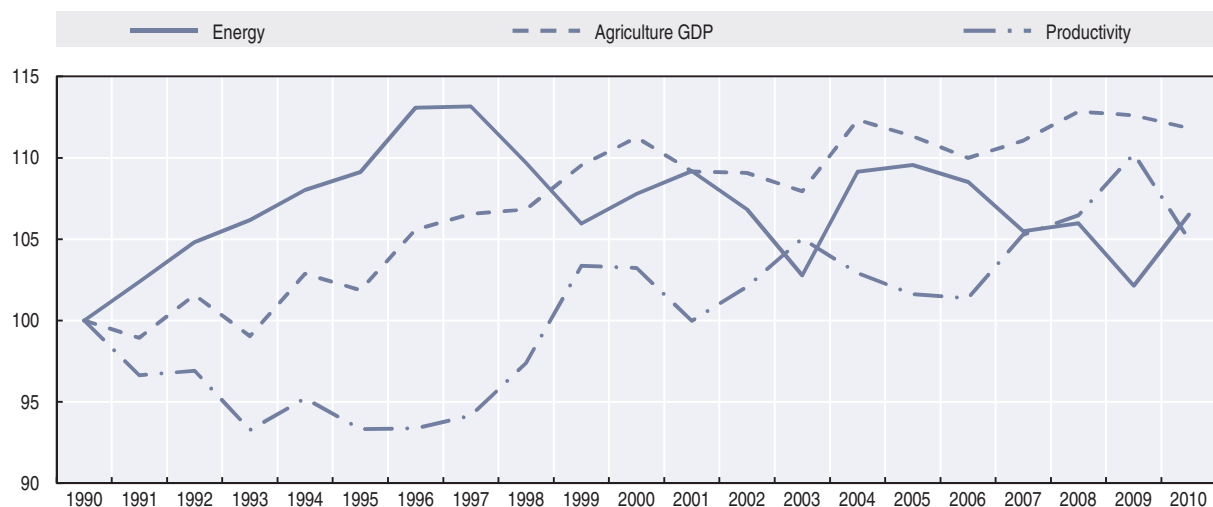
- The **economic-physical efficiency** (i.e. the value of output or value added per unit of resource inputs used).
- The **physical or technical efficiency** (i.e. the amount of resources input required to produce a unit of output, both expressed in physical terms, such as land for the production of cereals). The focus is on maximising the output with a given set of inputs and a given technology or on minimising the inputs for a given output.
- The **economic efficiency** (i.e. the money value of outputs relative to the money value of inputs). The focus is on minimising resource input costs.

However, protecting and managing the natural resource base cannot rely on improvement in resource productivity alone; it will also be necessary to de-link economic growth from environmental pressure (OECD, 2014b). Moreover, productivity or intensity indicators need to be gauged in the specific (country) context regarding the country's level of development or endowment of natural assets.

To capture agriculture's potential impact on the environment, the OECD suggests looking at indicators on **carbon productivity** (Figure 4.5); **energy productivity** (Figure 4.6); **water use intensity**; and **nutrient flows and balances**, amongst others. From a broader perspective, **Total Factor Productivity (TFP)** for the aggregate agricultural sector (available for OECD and a number of partner countries) provides the most comprehensive measure of overall productivity performance. TFP captures those inputs and outputs for which there are market transactions and do not take into account the role of the environment in agriculture production. A comprehensive TFP indicator that accounts for the use of natural resources and production of undesirable environmental outputs is needed. While the task of measuring inter-country agricultural environmentally-adjusted TFP is challenging, new efforts to do so are being launched at the OECD.

Figure 4.5. **Agricultural GHG emissions productivity by source in the OECD area**

Source: OECD (2014b).

Figure 4.6. **Direct on-farm energy productivity**

Source: OECD (2014b).

Diversifying rural incomes (SDGs 1 and 2.3) without diverting land (SDG15) and water (SDG6) resources from food to biofuels production (SDG7.2)

Raising the incomes of the poor is the single most important requirement for achieving global food security. In the short to medium term, this requires policies and investments that raise economic returns within agriculture. In the long run, however, there is a need to anticipate the structural changes in agriculture that accompany successful economic development, including a declining share of agriculture in GDP as the economy develops and diversifies (Brooks, 2012).

The exploitation of sustainable biofuel technologies, for example, can offer several opportunities for rural job creation and income generation. At the same time, however, biofuels production could conflict with food production if food crops and biofuel crops compete for the same land and water. Via its potential effect on food prices, biofuels production could also increase the share of income that people spend on food.

Table 4.3. Indicators to inform selected interactions in relation to SDG2

SDG2: End hunger, achieve food security and improved nutrition, and promote sustainable agriculture			
	Interaction	Indicators for consideration	Data sources*
Potential trade-off	Raising agricultural productivity (SDG2.3) without depleting natural resources (SDGs 6, 7, 13, 14, 15)	<ul style="list-style-type: none"> ● Total Factor Productivity of agriculture ● Carbon productivity of agriculture, i.e. the amount of agricultural GDP per unit of carbon equivalents emitted by agriculture <ul style="list-style-type: none"> – Methane (CH₄) emissions, through enteric fermentation in ruminant animals – Nitrous oxide (N₂O) emissions, produced by soil denitrification – CH₄ and N₂O emissions, from manure decomposition. ● Energy productivity of agriculture, i.e. the ratio of agricultural GDP per unit of direct use of energy (solid fuels, oil, gas, electricity, renewables, heat and industrial waste); and trends in the volume of renewable energy produced by agriculture** ● Water use intensity, i.e. irrigation water per hectare of irrigated area; and the share of irrigated area in total agricultural area ● Nutrient flows and balances: <ul style="list-style-type: none"> – Changes in nitrogen (N) intensity (gross N balance per ha of agricultural land) related to changes in agricultural production – Changes in phosphorus (P) intensity (gross P balance per ha of agricultural land) related to changes in agricultural production ● Changes in commercial fertiliser intensities, calculated by dividing the annual consumption of commercial fertilisers with the area of arable land 	<ul style="list-style-type: none"> ● OECD Agri-Environmental Indicators ● OECD Green Growth Indicators for Agriculture ● OECD Productivity Statistics: Productivity by industry ● OECD Environment Statistics: Water
Potential trade-off	Diversifying rural incomes (SDGs 1 and 2.3) without diverting land (SDG15) and water (SDG6) resources from food to biofuels production (SDG7.2)	<ul style="list-style-type: none"> ● Poverty rate; Income poverty headcount; Income poverty gap ● Rural poverty gap at national poverty lines (%) ● Employment by activity; Value added by activity ● Share of biofuels and waste in total renewable energy supply (%) ● Share of agricultural land area used for biofuels production (%) 	<ul style="list-style-type: none"> ● OECD National Accounts Statistics ● OECD Labour Market Statistics ● IEA Renewables Information

* Data is produced/compiled by the OECD unless otherwise noted.

** Table note: These indicators should be studied in conjunction with those concerning GHG emission productivity, R&D and patents related to energy efficiency and renewable energy, energy prices and taxes, and carbon pricing and biofuel support.

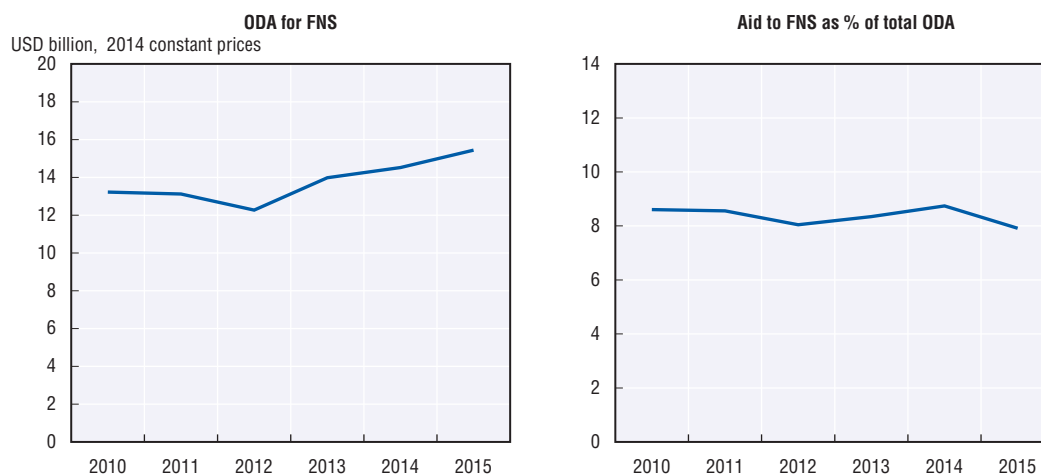
Transboundary and intergenerational policy effects

Official Development Assistance (SDG17.2) for food and nutrition security

Total ODA, multilateral and bilateral, for food and nutrition security (FNS) in 2015 amounted to over USD 14 billion, up 17% in real terms from 2010. Its share of total ODA over that period however has been stable around 8%, implying that ODA for FNS has only kept pace with the overall rise in total ODA (Figure 4.7).

Figure 4.7. ODA for food and nutrition security

(USD billion)



Source: OECD DAC statistics, commitments, CRS database.

Compared to 2010-2012, there has been little change in the composition of ODA for FNS. Most ODA for FNS has been predominantly allocated to agriculture (around 50% between 2010 and 2015), the second largest category being emergency food aid with around 25% of ODA. However, some slight shifts can be noted for ODA to developmental food aid where its share declined from 13% in 2010-12 to 9% in 2013-15, while ODA for nutrition increased from 4% in 2010-2012 to 6.5% in most recent years.

Support to agriculture (SDG2b) can have negative impacts on other countries via its effects on production and trade

Open markets have a pivotal role to play in raising production and incomes. Trade enables production to be located in areas where resources are used most efficiently and has an essential role in getting food from surplus to deficit areas. An immediate contribution that OECD countries can make to improve global food security is thus to eliminate trade-distorting agricultural support that prevents an efficient allocation of resources.

The **OECD Producer and Consumer Support Estimates database** contains agriculture support indicators that express policy measures with numbers in a comparable way across time and between countries. Specifically, agricultural support is defined as the annual monetary value of gross transfers to agriculture from consumers and taxpayers, arising from governments' policies that support agriculture, regardless of their objectives and their economic impacts.

The Percentage Total Support Estimate indicator (%TSE) represents the total of policy transfers to the agricultural sector expressed as a share of GDP. The Percentage Producer Support Estimate (%PSE) represents policy transfers to agricultural producers, measured at the farm gate and expressed as a share of gross farm receipts. TSE transfers consist of transfers to agricultural producers (measured by the PSE), consumers (measured by the CSE) and support to general services to the agricultural sector (measured by the GSSE). Transfers included in the PSE are composed of market price support, budgetary payments and the cost of revenue foregone by the government and other economic agents.

On average, OECD countries have reduced the amount of support they provide to agriculture, and remaining support is less production and trade-distorting than before (Figure 4.8).

Producer protection, measured by the Producer Nominal Protection Coefficient (NPC) is defined as the ratio between the average price received by producers (measured at the farm gate), including net payments per unit of current output, and the border price (measured at the farm gate). For instance, an NPC of 1.10 suggests that farmers, overall, received prices that were 10% above international market levels. Figure 4.9 shows that NPCs in most countries have fallen from high levels in 1995-97 (OECD, 2016c).

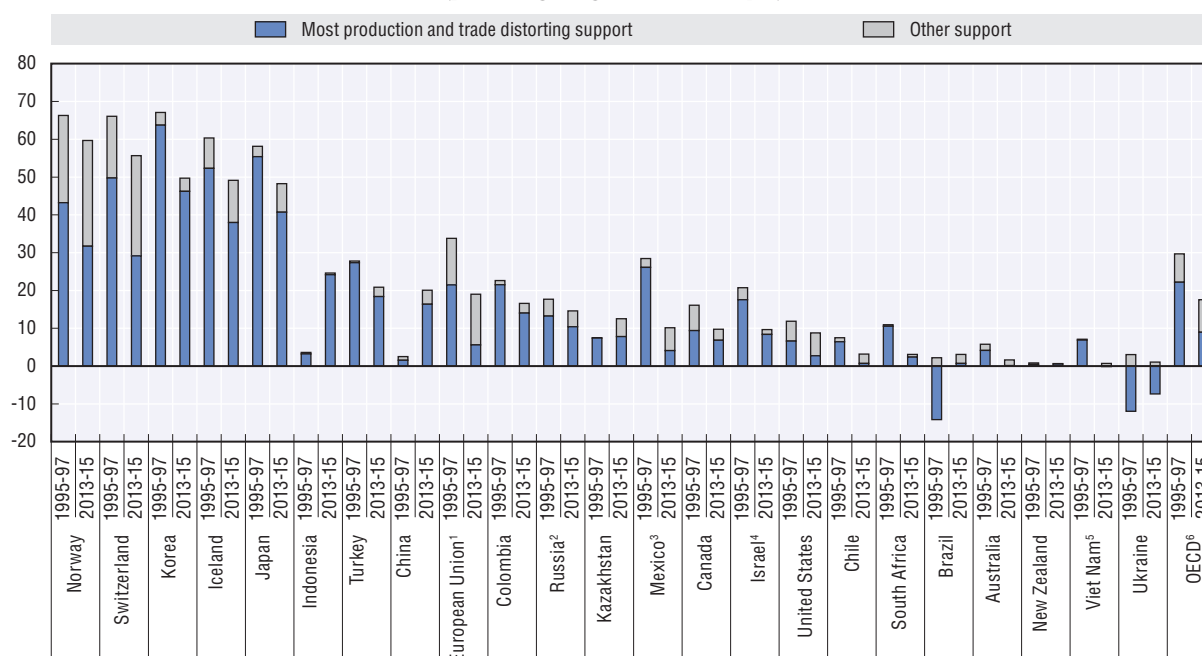
The movement in many countries away from price and output related support and towards other forms of transfers that are less tied to commodity production means that market signals become a more important guide for producers' decisions. It also improves farmers' flexibility in their production choice.

Biofuel subsidies (SDG7.2) can have unintended consequences for food prices (SDG2.c), including in other countries

Since the early 2000s, the development of global biofuel markets has been driven by policies fostering their production and use, such as blending mandates, exemptions from taxes applied to corresponding petroleum fuels, and investment support. These policies were initially motivated by a combination of factors, including presumed improved energy security and a reduction in GHG emissions (OECD-FAO, 2016). However, the evidence suggests

that the high level of government support for the biofuels industry contributes only little to reduced greenhouse-gas emissions and other policy objectives, while it adds to a range of factors that raise international prices for food commodities around the world (albeit the overall net effect is uncertain).

Figure 4.8. **Composition of support to agricultural producers in selected OECD countries and emerging economies**
(percentage of gross farm receipts)



Notes: Countries are ranked according to 2013-15 levels.

1. EU15 for 1995-97; EU27 for 2012-2013; and EU28 from 2014 when available.

2. For Russia, 2013-15 is replaced by 2012-14.

3. For Mexico, 1995-97 is replaced by 1991-93.

4. The statistical data for Israel are supplied by and under the responsibility of the relevant Israeli authorities. The use of such data by the OECD is without prejudice to the status of the Golan Heights, East Jerusalem and Israeli settlements in the West Bank under the terms of international law.

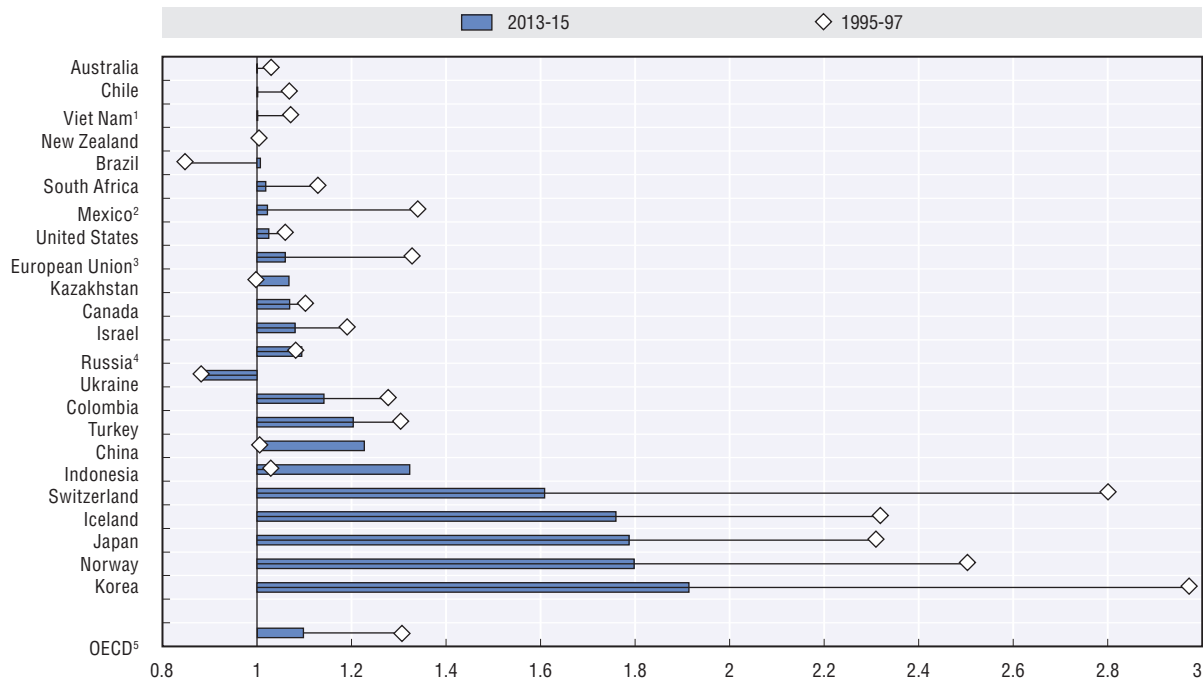
5. For Viet Nam, 1995-97 is replaced by 2000-02.

6. The OECD total does not include the non-OECD EU Member States. The Czech Republic, Estonia, Hungary, Poland and the Slovak Republic are included in the OECD total for all years and in the EU from 2004. Slovenia is included in the OECD total from 1992 and in the EU from 2004.

Source: OECD (2016c).

The **OECD Fertiliser and Biofuel Support Policies database** is a compilation of policies relating to support within the fertiliser and biofuels sectors of several countries. For biofuels, the data cover the period from 1995 to 2012. The data are based on public sources, complemented by government and other information where available.

With regard to information on food prices, the **FAO Food Price Index (FFPI)** provides a measure of the monthly change in international prices of a basket of food commodities; the **Agricultural Market Information System (AMIS)** monitors market and policy drivers that impact on global food prices and their volatility in the short-term; and the **OECD-FAO Agricultural Outlook** provides an assessment of medium-term prospects for national, regional and global agricultural commodity markets.

Figure 4.9. **Producer Nominal Protection Coefficient by country, 1995-97 and 2013-15**

Notes: Countries are ranked according to 2013-15 levels.

1. For Viet Nam, 1995-97 is replaced by 2000-02.

2. For Mexico, 1995-97 is replaced by 1991-93.

3. EU15 for 1995-97; EU27 for 2012-2013; and EU28 from 2014 when available.

4. For Russia, 2013-15 is replaced by 2012-14.

5. The OECD total does not include the non-OECD EU Member States. The Czech Republic, Estonia, Hungary, Poland and the Slovak Republic are included in the OECD total for all years and in the EU from 2004. Slovenia is included in the OECD total from 1992 and in the EU from 2004.

Source: OECD (2016c).

Support to pesticides and fertilisers to raise agricultural productivity (SDG2.3) can lead to excess nutrients in soil (SDG15) and water (SDGs 6 and 14)

The way governments design their agricultural support policies may have unintended consequences for the environment. For example, fertiliser support policies, which aim to reduce crop production costs and increase yields, also contribute to marine pollution. This undermines the effectiveness of other policy instruments (e.g. payments, taxes, regulations), which aim to address pollution from agriculture. Policy coherence requires balancing these different objectives.

Data for fertiliser support in the **OECD Fertiliser and Biofuel Support Policies database** cover the period from 2000 to 2012, depending on data availability.

Land use changes and increased productivity (SDG2.3) can lead to greater pressure on terrestrial ecosystems (SDG15)

The relationship between changes in agricultural production and agricultural land area can provide a broad indication of the environmental performance of agriculture. Increases in agricultural production and land use can lead to greater pressure on the environment, as may the intensification of production on a reduced farm area. Environmental pressure, however, will depend on the extent to which farming practices limit the pressures, such as improving resource efficiency (OECD, 2013b).

Forthcoming work by the OECD on land use and ecosystems in agriculture will illustrate the potential benefits of improving policy design and investigate synergies and trade-offs between ecosystem services, importance of market and policy drivers in ecosystem service provision, and the performance of current agricultural and agri-environmental policy package in promoting a balanced set of ecosystem services.

Food loss and waste (SDG12.3) can lead to increased GHG emissions (SDG13) and over-consumption of water (SDG6) and land (SDG15)

International organisations estimate that between 30-40% of food is lost or wasted worldwide each year. The effective management of food loss and waste will require coherence across a range of policy areas, including agriculture, the environment, food safety and health. Addressing the problem will also require adequate measurement. To date, however, there is no harmonisation on definitions of “food loss”, “food waste” or “food wastage”, or on methodologies for data collection. This poses significant challenges for the development of more targeted measures to reduce waste. Box 4.2 highlights some ongoing initiatives that aim to address this problem.

Box 4.2. International collaboration for reducing and measuring food loss and waste

The OECD Working Party on Agricultural Policies and Markets launched the **Food Chain Analysis Network (FCAN)** in 2010. It provides a platform for dialogue on issues concerning the food chain between government officials, private sector stakeholders, non-governmental organisations and academic experts. Industry participation is co-ordinated through the OECD Business and Industry Advisory Committee (BIAC).

The FAO, together with the International Fund for Agricultural Development (IFAD) and the World Food Programme (WFP), has launched a **Community of Practice (CoP) on Food Loss Reduction**. The CoP hosts an online exchange of knowledge between international, regional, national and local stakeholders.

The FAO is working on a **Food Loss Index (FLI)** Indicator for the UN Sustainable Development Goal 12.3, and has developed a definition for the recovery and redistribution of safe and nutritious food for direct human consumption and guidance in order to deter the waste of such food.

In 2015, at the request of the G20, the FAO and the International Food Policy Research Institute (IFPRI) launched the **FAO-IFPRI Technical Platform on the Measurement and Reduction of Food Loss and Waste**. The Platform, which builds upon existing initiatives such as the FAO Global Initiative on Food Loss and Waste Reduction (SAVE FOOD) and the CoP, documents experiences of G20 members and other countries and brings in a focus on low-income developing countries.

The EU and Member States are also committed to meeting SDG target 12.3. The Communication on Circular Economy calls on the Commission to establish a Platform dedicated to food waste prevention. The **EU Platform on Food Losses and Food Waste (FLW)** aims to support all actors in: defining measures needed to prevent food waste; sharing best practice; and evaluating progress made over time.

Source: OECD Food Chain Analysis Network (FCAN), 2016.

The reduction of food waste in high- and medium-income countries may not directly help to tackle food insecurity in low-income countries, but it does reduce competition for limited natural resources, making these available for other uses and in other countries. With regard to intergenerational policy effects, earlier work by the FAO estimates the impact

of food wastage on the environment by using indicators for carbon and water footprints. Their findings are sobering: if integrated into a country ranking of top GHG emissions, food wastage would appear third after USA and China; the blue water footprint (i.e. the consumption of surface and groundwater resources) of food wastage is about 250 km³ (or three times the volume of lake Geneva); and produced but uneaten food occupies almost 30% of the world's agricultural land area (FAO, 2013).

Food waste reduction can also bring economic benefits, such as lower costs for businesses and reduced prices for consumers. OECD-based scenario has estimated that a 20% reduction in food loss and waste – for a broad number of countries and commodities – between 2014 and 2023 would generate an accumulated total of USD 2.52 trillion in consumer savings over the ten-year period (OECD, 2016d).

Table 4.4. Indicators to inform transboundary and intergenerational policy effects in relation to SDG2

SDG2: End hunger, achieve food security and improved nutrition, and promote sustainable agriculture			
	Policy effect	Indicators for consideration	Data sources*
Elsewhere	ODA (17.2) to food and nutrition security targets people in other countries	<ul style="list-style-type: none"> ● Net ODA to food and nutrition security (USD) 	<ul style="list-style-type: none"> ● OECD International Development Statistics: Detailed Aid Statistics
	Support to agriculture (SDG2b) can have negative impacts on other countries via its effects on production and trade	<ul style="list-style-type: none"> ● Producer Support Estimates (PSE) ● National Protection Coefficient (NPC) 	<ul style="list-style-type: none"> ● OECD Producer and Consumer Support Estimates database
	Biofuel subsidies (SDG7.2) can have unintended consequences for food prices (SDG2.c), including in other countries	<ul style="list-style-type: none"> ● Support to biofuels (USD) ● Agricultural commodity prices 	<ul style="list-style-type: none"> ● OECD Fertiliser and Biofuels Support Policies database ● FAO Food Price Index ● Agricultural Market Information System ● OECD-FAO Agricultural Outlook
Later	Support to pesticides and fertilisers to raise agricultural productivity (SDG2.3) can lead to excess nutrients in soil (SDG15) and water (SDGs 6 and 14)	<ul style="list-style-type: none"> ● Support to pesticides and fertilisers (USD) 	<ul style="list-style-type: none"> ● OECD Fertiliser and Biofuels Support Policies database
	Land use changes and increased productivity (SDG2.3) can lead to greater pressure on terrestrial ecosystems (SDG15)	<ul style="list-style-type: none"> ● Land use, state and changes (square kilometers) ● Certified organic farm area as a share of total agricultural area (%) 	<ul style="list-style-type: none"> ● OECD Agri-Environmental Indicators
	Food loss and waste (SDG12.3) can lead to increased GHG emissions (SDG13) and over-consumption of water (SDG6) and land (SDG15)	<ul style="list-style-type: none"> ● Food waste in OECD countries (tonnes; litres/household) ● Food wastage carbon footprint, i.e. a product's total amount of GHG emissions emitted throughout its life cycle (kilograms of CO₂ equivalents) ● Food wastage water footprint: <ul style="list-style-type: none"> – Water withdrawal or water diversion from a surface water or groundwater source (km³) – Consumptive water use, i.e. water no longer available to the immediate water environment (km³) ● Land use, i.e. surface of land, including cropland and grassland, necessary to produce food (hectares) 	<ul style="list-style-type: none"> ● OECD Food Waste dataset ● FAO Food Wastage Footprint (FWF) model

* Data is produced/compiled by the OECD unless otherwise noted.

Goal 3. Ensure healthy lives and promote well-being for all at all ages

Health constitutes human capital in sustainable development as well as being an important outcome in itself. It is related to every other aspect of development, either as an input or as a consequence of activity in another goal (ICSU-ISSC, 2015). For example, unhealthy living conditions related to environmental degradation increase the risk of both non-communicable and infectious diseases. A recent study by the WHO (2016a) estimates that 12.6 million deaths globally, representing 23% of all deaths, were attributable to the environment, most of them in low- and middle- income countries.

Sustainable Development Goal 3 calls upon countries to ensure health and well-being for all, at every stage of life, and addresses all major health priorities, including reproductive, maternal and child health; communicable, non-communicable and environmental diseases, universal health coverage; and access for all to safe, effective, quality and affordable medicines and vaccines.

Indicators for considering the interactions and policy effects outlined below are presented in Tables 4.5 and 4.6 within this chapter.

Example of interactions

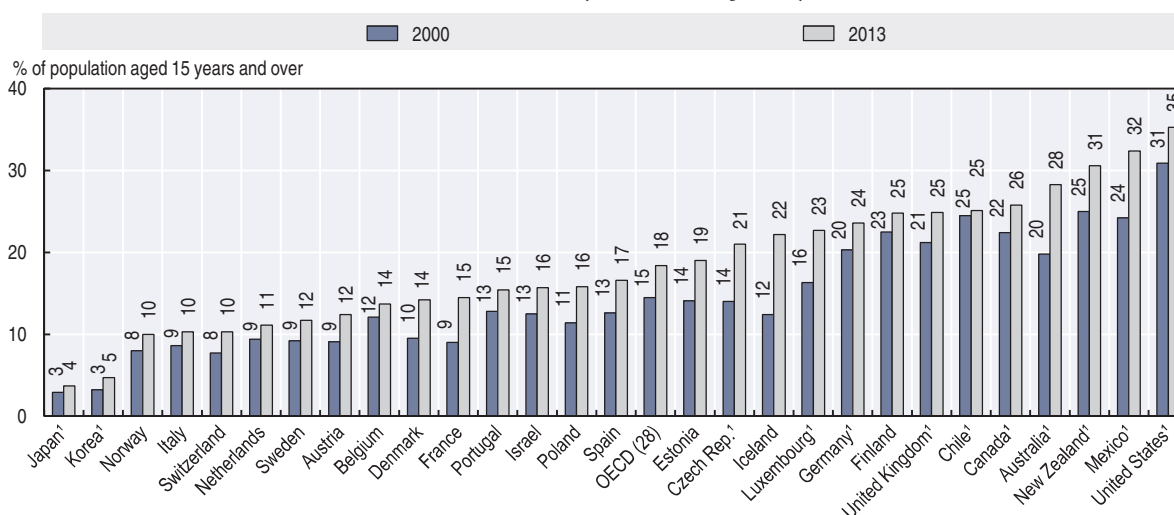
Improving food security and nutrition (SDGs 2.1-2) to end preventable deaths of newborns and children (SDG3.2)

Food security is a common challenge for all countries, but its implications and policy responses vary depending on specific national contexts. Similarly, food and nutrition-related health problems are different in different countries depending on people's access to nutritious food – or lack thereof.

On the one hand, over 790 million people still remain food insecure, the majority of whom are concentrated in South Asia and Africa, according to the FAO. The prevalence of undernourishment poses severe threats to human health and wellbeing. Globally, in 2014, nearly one in four children under the age of five had stunted growth – a measure commonly used to indicate the cumulative effects of undernutrition and infection (UN, 2016).

At the other extreme, too much food and poor nutrition can lead to overweight and obesity, and related health problems such as cardiovascular diseases, diabetes, musculoskeletal diseases, and some cancers. As shown in Figure 4.10, the majority of the population, and one in five children, are overweight or obese in the OECD area – although variations across countries are large.

Figure 4.10. Increasing obesity among adults in OECD countries, 2000 and 2013 (or nearest years)



Source: OECD Health Statistics 2015.

Harnessing the potential of new technologies (SDG9.5) to improve treatment prospects of patients

A wide array of new technologies promises to improve treatment prospects of patients, but at the same time they present new challenges for health system governance. The OECD considers ways of managing the use of these often very expensive technologies, at an appropriate cost (OECD, 2017). Data on business enterprises expenditures on R&D (BERD) performed in the pharmaceuticals industry can inform this debate.

Table 4.5. Indicators to inform selected interactions in relation to SDG3

SDG3: Ensure healthy lives and promote well-being for all at all ages		
Interaction	Indicators for consideration	Data sources*
Synergy	Improving food security and nutrition (SDGs 2.1-2) to end preventable deaths of newborns and children (SDG3.2)	<ul style="list-style-type: none"> ● The State of Food Insecurity in the World, FAO ● Global Database on Child Growth and Malnutrition, WHO ● OECD Health Statistics: Non-medical determinants of health
Synergy	Harnessing the potential of new technologies (SDG9.5) to improve treatment prospects of patients	<ul style="list-style-type: none"> ● OECD Main Science and Technology Indicators

* Data is produced/compiled by the OECD unless otherwise noted.

Transboundary and intergenerational policy effects

Official Development Assistance (SDG17.2) to the health sector

Total ODA (multilateral and bilateral) for health in 2015 stood at over USD 26 billion, up 40% in real terms from 2010. Its share of total ODA over that period however has been stable around 12%. The data show that ODA for health has only kept pace with the overall rise in total ODA. Average annual growth over the period 2010-2015 was 8% annually (OECD International Development Statistics).

Sanitary and phytosanitary measures to ensure safe food (SDG2.1) can have unintended effects on other countries

Unsafe food poses global health threats to everyone, with new challenges arising from globalisation, intensification of agriculture and fisheries to meet increasing food demand, urbanisation and changes in consumer habits, and climate change. Public and private food safety regulations (e.g. sanitary and phytosanitary measures) are intended to protect consumers, but if and when they are overly stringent they can act as non-tariff measures. This may have unintended negative consequences for food exporters with limited capacity and resources to comply with them. For example, the FAO has noted that compliance cost with SPS-related obligations on some least developed countries can exceed total governmental development budgets for all expenditures. UNCTAD's **Trade Analysis Information System (TRAINS)** can be consulted for data on such non-tariff measures.

Patents for pharmaceuticals and medical technology can have unintended effects on other countries (SDG3.b)

On average, people are living longer and healthier lives today than ever before. New medicines, vaccines and health technologies are all contributing to this. Yet, millions of people across the world, notably in developing countries, cannot access the care and/or the medicines they need. This is due in part to incoherencies between the intellectual property rights of inventors, international human rights law, trade rules and public health in the

context of health technologies (United Nations Secretary-General High-Level Panel on Access to Medicines, 2016). Patents, for example, have an important role to play in stimulating health care innovation, but can also contribute to increasing the price of medicines in poor countries, or making access to new technologies more difficult.

Migration (10.7) of health workers can undermine health services in other countries (SDG3.c)

Filling vacancies for skilled health workers in OECD countries by recruiting from low-income countries risks undermining the progress these countries are making towards better health services. At the same time, however, these migrants often earn more money in OECD countries and can provide an important source of remittances (SDG10c) that benefit their countries of origin.

In 2013-14, some 460 000 foreign-trained doctors and 570 000 foreign-trained nurses were working in OECD countries, accounting for about 17% of all doctors and 6% of nurses on average. More than one-third of these foreign-trained doctors and nurses were coming from other OECD countries. In many countries, the absolute number of foreign-trained doctors and nurses has increased between 2006 and 2013-14, but their share has come down, as the number of domestically-trained doctors and nurses increased more rapidly (OECD, 2016e).

Table 4.6. Indicators to inform transboundary and intergenerational policy effects in relation to SDG3

SDG3: Ensure healthy lives and promote well-being for all at all ages			
Policy effect	Indicators for consideration	Data sources*	
Elsewhere	ODA (SDG17.2) to the health sector targets people in other countries	<ul style="list-style-type: none"> ● Net ODA to the health sector (USD) 	<ul style="list-style-type: none"> ● OECD International Development Statistics: Detailed Aid Statistics
	Sanitary and phytosanitary measures to ensure safe food (SDG2.1) can have unintended effects on other countries	<ul style="list-style-type: none"> ● Number of sanitary and phytosanitary measures in force by country 	<ul style="list-style-type: none"> ● TRAINS Database, UNCTAD
	Patents for pharmaceuticals and medical technology can have unintended effects on other countries (SDG3.b)	<ul style="list-style-type: none"> ● Patent applications worldwide, pharmaceuticals ● Patent applications worldwide, medical technology 	<ul style="list-style-type: none"> ● OECD Patent Database ● WIPO Statistics Database
	Migration (10.7) of health workers can undermine health services in other countries (SDG3.c)	<ul style="list-style-type: none"> ● Employment and unemployment rates by gender and place of birth (%) ● Share of foreign-born health professionals (%) ● Share of foreign-trained health professionals (%) ● Remittances, inflows/outflows (USD) 	<ul style="list-style-type: none"> ● OECD International Migration Statistics ● Migration and Remittances Data, World Bank

* Data is produced/compiled by the OECD unless otherwise noted.

Goal 5. Achieve gender equality and empower all women and girls

Sustainable Development Goal 5 calls for gender equality and empowerment of all women and girls. It seeks to eliminate all forms of discrimination, violence and harmful practices and ensure universal access to sexual and reproductive health and rights. It also seeks to recognise and value unpaid care and domestic work and ensure women's full and effective participation and equal opportunities in all spheres of life. While progress has been made in recent years, for example with regard to girls' access to education, gender equality remains a persistent challenge in many countries across the world and represents a major disabler to sustainable development (UN, 2016).

Gender equality and equal rights for all – men and women, boys and girls – is not only a human right in itself, but also imperative for making sustained economic progress. The positive correlation between gender equality and GDP per capita supports the argument

that the empowerment of women translates into more efficient use of a country's human and social capital endowment.⁴ Important enablers for gender equality – that also spur economic growth and development – includes education, control and ownership of land and other resources, and the ability to participate in public life and decision-making.

Indicators for considering the interactions and policy effects outlined below are presented in Tables 4.7 and 4.8 within this chapter.

Example of interactions

Closing the gender wage gap (SDG8.5) to reduce poverty overall (SDG1)

Closing the gender wage gap will generate additional welfare gains and reduce poverty overall as women (to a greater extent than men) tend to reinvest their income in improved nutrition, health and education – not only for themselves but also for their children and other household members. This contributes to increasing living standards and reducing not only income poverty but also “non-income poverty” in the long term.

Improving women's access to land (SDG1.4) to achieve food security (SDGs 2.1-2)

Gender equality and women's empowerment would significantly strengthen the prospects of achieving global food security. The FAO (2011) suggests that if women were given the same access to productive resources as men, they could increase yields on their farms by 20–30%. This could raise total agricultural output in developing countries by 2.5–4%, which could in turn reduce the number of hungry people in the world by 12–17%.

In many countries, women's access to land is influenced not so much by laws and government policies, but by deeply entrenched social institutions related to e.g. religion, norms and cultural traditions.

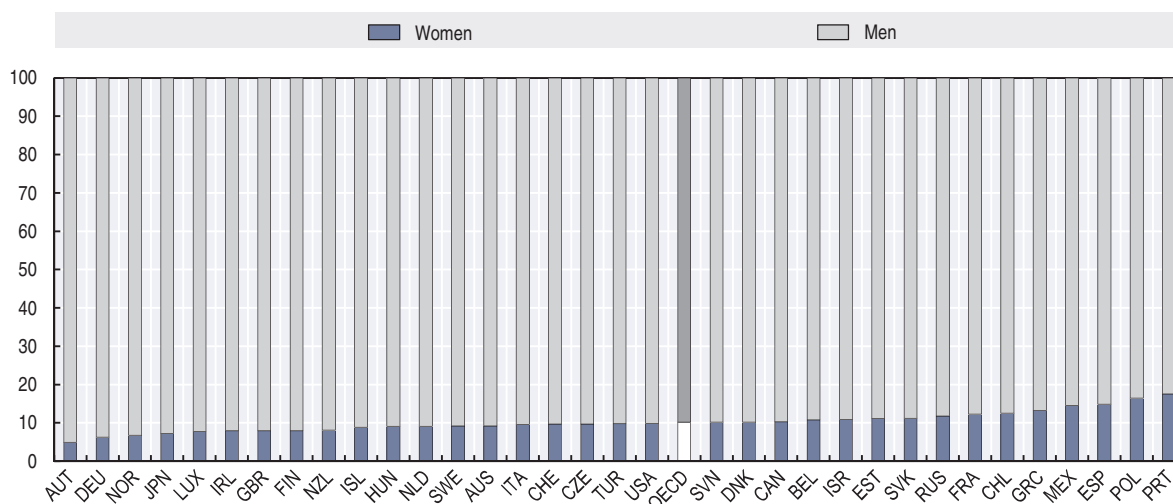
The **OECD Development Centre's Social Institutions and Gender Index (SIGI)** is a cross-country measure of discrimination against women in social institutions (formal and informal laws, social norms, and practices) across 160 countries. Discriminatory social institutions intersect across all stages of girls' and women's life, restricting their access to justice, rights and empowerment opportunities and undermining their agency and decision-making authority over their life choices. As underlying drivers of gender inequalities, discriminatory social institutions perpetuate gender gaps in development areas, such as education, employment and health, and hinder progress towards rights-based social transformation that benefits both women and men. Covering five dimensions of discriminatory social institutions – discriminatory family code; restricted physical integrity; son bias; restricted resources and assets; and restricted civil liberties – the SIGI's variables quantify discriminatory social institutions such as unequal inheritance rights, early marriage, violence against women, and unequal land and property rights.

Specifically, the sub-index for restricted resources and assets captures discrimination in women's rights to access and make decisions over natural and economic resources. This includes discriminatory practices which undermine women's rights to own, control or use land and non-land assets; discriminatory practices that restrict women's access to financial services; and social norms imposing that women's assets be mediated only by men. The 2014 SIGI results suggest that the laws or customary practices of 102 countries still deny women the same rights to access land as men (www.genderindex.org).

Empowering women to foster innovation (SDG9.5) and economic development

Frequently in OECD countries, women are underrepresented among students and graduates of degrees in the so-called STEM fields of study, i.e. science, technology, engineering and mathematics. Graduates with degrees in STEM areas are in demand in the labour market and they are often amongst the best paid workers. Therefore, increasing the pool of women graduating in these areas can be critical to both women's economic empowerment as well as the development of the economy overall. Innovation too can benefit from a concentration of individuals with STEM skills (OECD, 2014c). Yet, Figure 4.11 shows that, while the share of female inventors among all inventors has increased steadily and significantly in the past few decades, it still remains a low 8% in the OECD area.

Figure 4.11. **Inventors by gender, 2014**
(percentage of all inventors)



Source: OECD (2016f).

The **OECD Gender Data Portal** includes additional indicators that shed light on gender inequalities in education, employment, entrepreneurship, health and development, showing how far we are from achieving gender equality and where actions are most needed.

Table 4.7. **Indicators to inform selected interactions in relation to SDG5**

SDG5: Achieve gender equality and empower all women and girls			
Interaction	Indicators for consideration		Data sources*
Synergy Closing the gender wage gap (SDG8.5) to reduce poverty overall (SDG1)	● Gender wage gap (total, % of male median wage)		● OECD Social and Welfare Statistics
Synergy Improving women's access to land (SDG1.4) to achieve food security (SDGs 2.1-2)	● Secure access to land by women	● Number of countries having ratified the UN Convention on the Elimination of All Forms of Discrimination Against Women (CEDAW)	● OECD Social Institutions and Gender Index ● Country reports to the Committee on the Elimination of Discrimination against Women, United Nations
Synergy Empowering women to foster innovation (SDG9.5) and economic development	● Share of tertiary qualifications awarded to women in computing (%)	● Share of tertiary qualifications awarded to women in engineering (%)	● OECD Education Statistics ● OECD Patent Database
	● Share of women inventors among all inventors (%)		● OECD Gender Portal

* Data is produced/compiled by the OECD unless otherwise noted.

Transboundary and intergenerational policy effects

Official Development Assistance (SDG17.2) in support of gender equality and women's empowerment

Gender equality and women's economic empowerment extend beyond SDG5 and are affected by development co-operation flows via several channels. In 2013-14, aid committed to women's economic empowerment by DAC members amounted to an average of USD 8.8 billion per year – a rise from USD 5.2 billion in 2007-08 and the first upward trend in aid to gender equality in the economic and productive sectors since 2007 (OECD, 2016g). However, aid targeting women's economic empowerment as the principal objective remains low compared to other sectors. Gender equality is fairly well integrated into donor support to agriculture and employment, but the proportion of aid to e.g. infrastructure sectors (energy, transport) is small.

Increased access by women to productive assets (SDG1.4) can reduce land degradation (SDG15.3)

For many women across the world, in addition to meeting subsistence needs for food, land also provides an asset and means for accessing credit, agricultural extension services and new technologies. Women's limited access to land and other productive assets can therefore also affect their ability to sustainably manage and conserve the land that they depend on for their income – potentially exacerbating land degradation.

Increased access by women to clean energy (SDG7) can reduce GHG emissions (SDG13) from e.g. cooking

Women can be important agents of change in relation to both climate change mitigation and adaptation. For example, the majority of rural poor are using biomass in traditional open fires for cooking and heating. Access to e.g. kerosene, electricity and improved cook stoves would not only reduce the hours women spend cooking and their exposure to smoke, but it would also increase fuel efficiency and significantly reduce harmful GHG emissions (A. Shankar, 2015). The WHO Household Energy database can be consulted for information on cooking practices that is used as proxy for exposure to household air pollution. This database allows further assessment of the burden of disease attributable to indoor smoke from solid fuels use. Together with the potential from emissions arising from incomplete combustion of these traditional fuels, this information is crucial to inform and assist policy-makers to take better health and climate change-related decisions.

Table 4.8. Indicators to inform transboundary and intergenerational policy effects in relation to SDG5

SDG5: Achieve gender equality and empower all women and girls		
Policy effect	Indicators for consideration	Data sources*
Elsewhere ODA (17.2) to gender equality and women's economic empowerment targets people in other countries	<ul style="list-style-type: none"> ● Net ODA to gender equality and women's economic empowerment (USD) 	<ul style="list-style-type: none"> ● OECD International Development Statistics: Detailed Aid Statistics
Later Increased access by women to productive assets (SDG1.4) can reduce land degradation (SDG15.3)	<ul style="list-style-type: none"> ● Discriminatory practices which undermine women's rights to own, control or use land and non-land assets ● Discriminatory practices that restrict women's access to financial services ● Social norms imposing that women's assets be mediated only by men. 	<ul style="list-style-type: none"> ● OECD Social Institutions and Gender Index
Increased access by women to clean energy (SDG7) can reduce GHG emissions (SDG13) from e.g. cooking	<ul style="list-style-type: none"> ● GHG emissions (CO₂ equivalents) ● Main cooking fuel among households 	<ul style="list-style-type: none"> ● Intergovernmental Panel on Climate Change ● Household Energy Database, WHO

* Data is produced/compiled by the OECD unless otherwise noted.

Goal 9. Build resilient infrastructure, promote inclusive and sustainable industrialisation and foster innovation

Infrastructure, industrialisation and innovation are three important aspects of sustainable development. Infrastructure provides the basic physical systems and structures essential to the operation of a society or enterprise. Industrialisation drives economic growth, creates job opportunities and thereby reduces income poverty. Innovation advances the technological capabilities of industrial sectors and prompts the development of new skills (UN, 2016).

But the implementation of Sustainable Development Goal 9 must not occur at the expense of other (environmental) goals, and short-term (business) interests must not compromise long-term objectives. Industrialisation that is not inclusive and sustainable risks leading to depletion of natural resources; air, water and soil pollution; degradation of land quality; and generation of hazardous waste. Policy makers need to factor in that infrastructure's long lifetime drives needs and flows of energy and materials over long periods, which in turn creates environmental pressures and impacts over long periods (ICSU-ISSC, 2015). They also need to ensure that infrastructure investment is consistent with global pathways to net-zero global GHG emissions by the second half of this century.

Indicators for considering the interactions and policy effects outlined below are presented in Tables 4.9 and 4.10 within this chapter.

Critical interactions

Promoting industrialisation (SDG9.2) without contributing to ocean acidification (SDG14.3)

PCSD requires balancing industrial growth against environmental and climate concerns. Industrial production refers to the output of industrial establishments and covers sectors such as mining, manufacturing and public utilities (electricity, gas, water etc.). Among them, the electricity sector is the largest GHG emitter, with implications for climate change and ocean warming.

Increasing atmospheric CO₂ emissions not only results in the warming of the planet but also in ocean acidification, which in turn affects certain marine creatures and ultimately the ocean's biomass. The ocean represents a net sink for carbon dioxide, absorbing an estimated 30% of anthropogenic emissions. In the last century, this has led to an acidification of near surface layers of roughly 0.1 pH units, i.e. about 30% more acidic (IOC-UNESCO and UNEP, 2016).

Increasing transport opportunities (SDGs 9.1 and 11.2) without compromising health outcomes (SDGs 3.6 and 3.9)

Decarbonising the transport sector would yield several important co-benefits, including reduced congestion, less health impacts from local pollutants, and more opportunities for economic growth (OECD-ITF, 2017). However, emissions from the transport sector are growing rapidly, representing 23% of world CO₂ emissions from fuel combustion, or 18% of all man-made CO₂ emissions in 2015 (Figure 4.12). The road sector accounted for three quarters of total transport emissions (IEA, 2016a). The main driver of the still-upward trend in traffic-generated emissions is the historically unprecedented growth of traffic itself, which in turn results primarily from strong economic growth in China.

The health impacts of local air pollution, particularly from road transport, are much larger than previously thought. Globally, more than three million people die from air pollution every year, and many more suffer from asthma to heart disease as a result (OECD, 2014d).

Every year, over 1.2 million people die in road traffic accidents, making it the number one cause of death among young people aged 15-29 years (OECD-ITF, 2017). In developing countries, increases in GDP per capita and disposable income drive up motorisation rates, which in turn can lead to more traffic accidents – in addition to other negative externalities such as pollution and congestion. There are few global estimates of the costs of injury, but some research suggests that road traffic crashes cost countries approximately 3% of their gross national product. This figure rises to 5% in some low- and middle-income countries (WHO, 2016b).

Table 4.9. **Indicators to inform selected interactions in relation to SDG9**

SDG9: Build resilient infrastructure, promote inclusive and sustainable industrialisation and foster innovation			
	Interaction	Indicators for consideration	Data sources*
Potential trade-off	Promoting industrialisation (SDG9.2) without contributing to ocean acidification (SDG14.3)	<ul style="list-style-type: none"> ● Industrial Production and Sales (MEI) ● World CO₂ emissions from fuel combustion by sector, industry (%) ● World CO₂ emissions from fuel combustion by sector, electricity and heat (%) ● Fossil fuel subsidies (USD) ● Government support to shipbuilding (USD) ● Number of vessels ● Sea level temperatures (Co) ● Ocean acidification (pH units) 	<ul style="list-style-type: none"> ● OECD Industry and Services Statistics ● IEA CO₂ emissions from fuel combustion annual data ● OECD-IEA Inventory of Estimated Budgetary Support and Tax Expenditures for Fossil Fuels ● OECD Inventory of Government Subsidies and Other Support Measures to the Shipbuilding Industry ● NASA Earth Observations
Potential trade-off	Increasing transport opportunities (SDGs 9.1 and 11.2) without compromising health outcomes (SDGs 3.6 and 3.9)	<ul style="list-style-type: none"> ● World CO₂ emissions from fuel combustion by sector, transport (%) ● Number of deaths due to air pollution ● Statistical Value of Life ● Road traffic casualties, i.e. injuries and fatalities (per million inhabitants) ● Motorisation rates (private cars per 1000 inhabitants) 	<ul style="list-style-type: none"> ● IEA CO₂ emissions from fuel combustion annual data ● OECD Road Safety database ● Global Health Observatory data repository, WHO ● International Organisation of Motor Vehicle Manufacturers

* Data is produced/compiled by the OECD unless otherwise noted.

Transboundary and intergenerational effects

Official Development Finance (SDG17.2) for infrastructure⁵

The 2030 Agenda and the related financing framework emphasise the need for developing countries to fill the significant infrastructure gap in order to achieve the SDGs. The OECD Development Assistance Committee has been collecting and analysing financial data of major bilateral and multilateral development partners to infrastructure, contributing to the monitoring of SDG9 and infrastructure support. But current financing is insufficient: while roughly USD 1 trillion is spent on infrastructure in developing countries every year, two to three times this amount would be necessary to meet the needs up to 2030, especially in energy and water and sanitation (Miyamoto and Chiofalo, 2016).

Infrastructure development can also help developing countries to participate in GVCs. The ability of developing country firms and industries to engage in trade is determined much more by the quality of their port facilities (sea and air) than by the types of preferential access that they might enjoy in advanced economies (OECD-WTO-WBG, 2014).

Intellectual property rights can have adverse impacts on other countries (SDGs 3.b and 9.5)

Recent decades have witnessed an overall surge in intellectual property rights (IPR) applications worldwide. Firms rely not only on patents but also increasingly on other types of IPR, such as trademarks and copyrights, to protect their product and process innovations on the markets (OECD, 2015c). Policy coherence for sustainable development requires ensuring that intellectual property systems in advanced economies do not have adverse impacts on low-income countries.

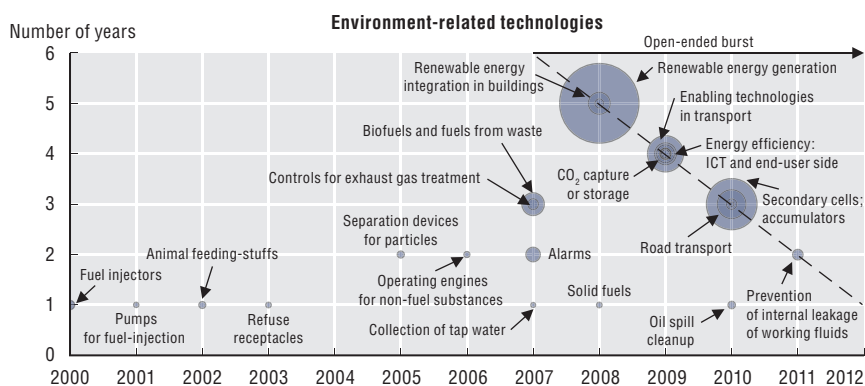
For example, research on important diseases or new crops affecting developing countries, but carried out in developed countries, may be hampered or promoted by IPRs. Similarly, practices in developed countries may allow knowledge or genetic resources originating in developing countries to be patented without prior arrangements for sharing any benefits from commercialisation. In some cases, developing country exports to developed countries may be restricted as a result of such protection (Commission on Intellectual Property Rights, 2002). Information on patents might in some cases also be used for considering environmental impacts.

The **OECD/STI Micro-data Lab** contains records on intellectual property rights documents from several administrative sources encompassing patents, trademarks and design rights. The **OECD STI Scoreboard**, in turn, features indicators traditionally used to monitor developments in science, technology, innovation and industry, and complements them with new and experimental indicators that provide new insights into areas of policy interest.

Environment-related technologies (SDGs 9.4 and 17.7) can contribute to sustainable development

Over the period 2000-12, a continuum of “bursts” in different areas characterised the development of environment-related technologies, including acceleration in the development of biofuels and fuels from waste (2007-09), and the series of open-ended bursts underway in transport-related technologies; the generation of renewable energy; and energy accumulation and efficiency. By examining the intensity and development speed in environment-related technologies, OECD analysis shows that, in comparison to the start of this period, recent bursts seem to last longer and consist of a higher number of inventions (Figure 4.12).

Figure 4.12. **Intensity and development speed in environment-related technologies, 2000-12**



Source: OECD (2015c).

Table 4.10. **Indicators to inform transboundary and intergenerational policy effects in relation to SDG9**

SDG9: Build resilient infrastructure, promote inclusive and sustainable industrialisation and foster innovation			
Policy effect	Indicators for consideration	Data sources*	
Elsewhere	<p>ODF (SDG17.2) for infrastructure targets other countries</p> <p>Intellectual property rights can have adverse impacts on other countries (SDGs 3.b and 9.5)</p>	<ul style="list-style-type: none"> ● Official Development Finance for infrastructure (USD) ● Number of patent applications worldwide by field of technology; and ● Number of trademark applications by industry sector ● International co-inventions in patents (% of an economy's total patents) 	<ul style="list-style-type: none"> ● OECD International Development Statistics: Detailed Aid Statistics ● OECD Patent Database ● OECD STI Micro-data Lab: Intellectual Property Database ● WIPO Statistics Database
Later	<p>Environment-related technologies (SDGs 9.4 and 17.7) can contribute to sustainable development</p>	<ul style="list-style-type: none"> ● Intensity and development speed in environment-related technologies 	<ul style="list-style-type: none"> ● OECD Science, Technology and R&D Statistics

* Data is produced/compiled by the OECD unless otherwise noted.

Goal 14. Conserve and sustainably use the oceans, seas and marine resources for sustainable development

The ocean and open seas cover 70% of the Earth's surface area, host the largest connected ecosystem in the world and play a central role in climate stability, oxygen generation, nutrient cycling, food production and coastal protection (ICSU-ISSC, 2015). Oceans also provide livelihoods and tourism benefits, as well as subsistence and income. Competition for marine space increases with the number and extent of economic activities that depend on it. Beyond capture fisheries and aquaculture, tourism, maritime transport, extraction of minerals and hydrocarbons, production of electricity through windmills and tidal wave systems, naval activity, dumping and disposal of waste from production on land all use marine space. In addition to space conflicts these activities will also compete for scarce resources in harbours and other infrastructure (OECD, 2016h).

Sustainable Development Goal 14 calls on all countries to conserve and sustainably use the oceans, seas and marine resources. To be successful, governments will need to strike the right balance between the need to protect the world's oceans and seas; to provide food; and the desire to unleash the great potential offered by the future of ocean-based industries.

Indicators for considering the interactions and policy effects outlined below are presented in Tables 4.11 and 4.12 within this chapter.

Example of interactions

Harnessing the potential of aquaculture for meeting increased demand for food (SDGs 2.1-2) without generating negative environmental externalities

The significant growth of the aquaculture sector and its potential to produce more food is threatened by the environmental impacts of production, such as discharges of organic wastes, emissions of nitrogen and phosphorus; its dependence on wild fish as feedstock; and competition for space where it operates (e.g. with tourism, maritime transport, ocean energy and dumping and disposal of waste from land-based activities).⁶ The use of antibiotics in fish farming is another source of concern because of the potential harm to humans and the environment. Nonetheless, with the exception of chicken, the production of aquatic animals generally leads to lower emissions of nutrients than terrestrial animals (OECD, 2015d).

In terms of total food supply, capture fisheries can be expected to be surpassed by aquaculture in coming years. Most fish used for fish meal and oil for feed are not suitable for human consumption, though this is changing. Increasing demand for aquaculture feeds

must not undermine the management of the “industrial” fish stocks used to produce them (OECD, 2015d). Innovations to reduce the fish-in-fish-out ratio, certification schemes to ensure that the fish stocks used for fish meal and oil products are sustainably managed, and the promotion of non-carnivorous aquaculture species can all contribute to weakening the link between capture fisheries and aquaculture.

Developing coastal industries (SDG9) without generating marine litter and debris (SDG14.1)

The continuous growth in the amount of solid waste thrown away and the very slow rate of degradation of most items, are together leading to a gradual increase in marine litter found at sea, on the sea floor and on coastal shores. It is an economic, environmental, human health and aesthetic problem posing a complex and multi-dimensional challenge (UNEP, 2016). Marine litter is also one of the clearest symbols of a resource inefficient economy. Valuable materials are polluting beaches and damaging the environment instead of being pumped back into our economy.

Marine litter results mainly from human land-based activities, including wastes released from dumpsites near the coast; tourism and recreational use of the coasts; fishing industry activities; and ship-breaking yards. The major sea-based sources include abandoned, lost, or discarded fishing gear; shipping activities; and legal and illegal dumping.

Table 4.11. Indicators to inform selected interactions in relation to SDG14

SDG14: Conserve and sustainably use the oceans, seas and marine resources for sustainable development			
	Interaction	Indicators for consideration	Data sources*
Potential trade-off	Harnessing the potential of aquaculture for meeting increased demand for food (SDGs 2.1-2) without generating negative environmental externalities	<ul style="list-style-type: none"> ● Production of main species groups of fish for human consumption from inland aquaculture and marine and coastal aquaculture (tonnes) ● Fish-in-fish-out ratio ● Fishmeal inclusion rate in aquaculture feeds (%) ● Production of fish meal and fish oil (Mt, product weight) 	<ul style="list-style-type: none"> ● OECD Agriculture Statistics: Fisheries ● OECD Environment Statistics: Water ● OECD Agri-Environmental Indicators ● OECD-FAO Agricultural Outlook ● The State of World Fisheries and Aquaculture, FAO
Potential trade-off	Developing coastal industries (SDG9) without generating marine litter and debris (SDG14.1)	<ul style="list-style-type: none"> ● Oil spillage (tonnes) ● Prevalence of microplastics on fishing resources 	<ul style="list-style-type: none"> ● Global Marine Oil Pollution Information Gateway, UNEP ● Joint Group of Experts on the Scientific Aspects of Marine Environmental Protection, sponsored by IMO, FAO, UNESCO-IOC, UNIDO, IAEA, UN, UNEP, UNDP ● Global Partnership on Marine Litter, UNEP

* Data is produced/compiled by the OECD unless otherwise noted.

Transboundary and intergenerational policy effects

Transboundary water decision-making impacts on all countries

The open ocean is by international convention the largest transboundary space, with ocean areas beyond national jurisdiction covering about half of the Earth’s surface. Governance of the open ocean is mediated largely through global international treaties based on particular themes, e.g. climate change, fisheries, pollution and biodiversity, as well as some regional conventions. There are however numerous challenges to assessing how human wellbeing is affected by and linked to changes in the open ocean, one of them being the limited natural science data on the state of the ocean (e.g. physical, chemical, biological). In an initial assessment of the risk on humans from transboundary water decision-making, the **Transboundary Water Assessment Programme (TWAP)** Open Ocean Assessment analyses risks based on hazard (ocean, ecosystem degradation); exposure (population at risk); and vulnerability (based on the human adaptive capacity to deal with degraded ocean ecosystems (IOC-UNESCO and UNEP, 2016).

Fisheries access agreements can affect the sustainability of fish stocks (SDGs 14.4 and 14.6) and the viability of the fisheries sector, including small-scale artisanal fishers (SDG14b), in other countries

Fisheries access agreements provide opportunities for distant water fleets (fishing vessels that fish outside their own countries' waters) and also important revenue to developing coastal states. While these agreements can be a way for developing countries to gain control over illegal, unreported and unregulated (IUU) fishing, they are at times driven by excess fleet capacity by the countries seeking access. Consequently, fisheries access agreements risk potentially crowding out local fishing and undermining livelihoods. Often, they also comprise a large part of the host country's budget, making reform difficult, and can lead to corruption when the funds are diverted (OECD, 2013c).

Tariff escalation on fish and fish products can harm exporters in other countries (SDGs 17.10-12)

World trade in fish and fish products has expanded significantly in recent decades, with a much larger share of developing countries in fisheries trade. In 2014, exports of developing countries were valued at USD 80 billion, corresponding to 54% of total world fishery export value (FAO, 2016a). An important source of foreign currency earnings, fishery trade is also impacted by international trade regimes. While OECD average tariff rates for fish are lower than for e.g. agricultural products, they do not reflect tariff peaks or tariff escalation. Tariff escalation implies that the tariffs rise as the degree of processing in an item increases, making it more difficult to export fish paste or tinned fillets than fresh fish. In practice, this means that in those cases where developing countries could benefit from fish processing, they might be penalised by higher tariffs when attempting to add value to the raw material for export.

Financial support to fisheries (SDG14.6) can contribute to overcapacity and overfishing, including in other countries

All OECD countries provide some form of financial support to their fisheries sectors. While such support is intended to help the fishing industry to develop, it often encourages the persistence of overcapacity, which in turn puts pressure on already strained fish stocks (OECD, 2013c).

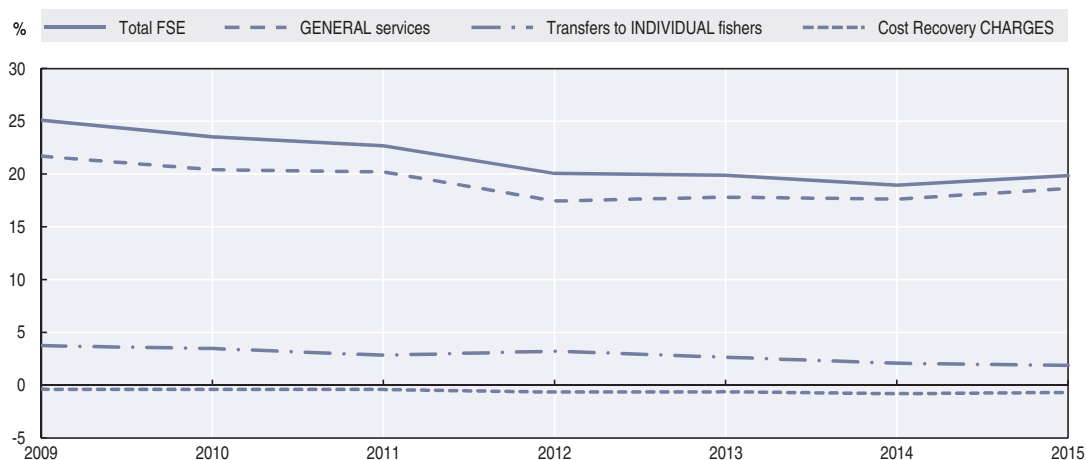
The OECD is supporting WTO negotiations towards a multilateral trade deal on fisheries subsidies by improving the evidence base, via increased reporting on policies in the **Fisheries Support Estimate (FSE) database**. The OECD's FSE database collects information on policies supportive of the fisheries sector and classifies them using a consistent method agreed to by participating countries.⁷ It currently includes most OECD member countries with significant marine fisheries and is rapidly expanding to include other participating economies, including Argentina and Chinese Taipei. The OECD is the only international organisation that measures and reports policy effort in the fisheries sector on an annual basis. Work will also be undertaken to better understand the impacts of support to fisheries on overfishing and overcapacity, the two overarching concerns of global action on fisheries subsidies.

At present it is difficult to undertake an objective assessment of how absolute levels of support have changed at the OECD level as the number of countries for which data is available in the FSE database is not constant over time and has recently increased. Assessing changes in relative terms is thus more informative at the present time but work is continuing with the goal of ultimately being able to provide a comprehensive set of FSE figures at both the OECD and a wider level. Figure 4.13 shows that support as a proportion of the value of landings has decreased at the OECD level.

Ratifying the FAO Agreement on Port State Measures can reduce illegal, unreported and unregulated fisheries, including in other countries (SDG14.4)

IUU fishing undermines the sustainability of fisheries. Illegal and unreported fishing alone is estimated to cost the global economy up to USD 23 billion annually (OECD-FAO-UNODC, 2016). Illegally caught fish not only jeopardises marine ecosystem but also threatens the food security and livelihoods of millions of people around the world. Furthermore, governments (often in developing countries) lose out on licensing fees and other tax revenues. An important step in the fight against IUU fishing was the entry into force of the 2009 FAO Agreement on Port State Measures to Prevent, Deter and Eliminate IUU Fishing in June 2016.

Figure 4.13. **Evolution of FSE, OECD countries, 2009-15 (percentage)**



Source: OECD FSE Database, 10.1787/ade64fdc-en.

Ongoing OECD work aims to update previous work on key determinants of IUU fishing and collect data on the current regulatory and institutional situation in OECD countries and other countries. The OECD will monitor progress towards meeting SDG14 targets associated with ending IUU fishing, recognising also the strong links with SDG1, SDG2 and SDG16. The project aims to include countries where IUU fishing occurs and has a significant impact on policies at the global level.

Marine protected areas can help ensure the conservation and sustainable use of ocean ecosystems (SDGs 14.2 and 14.5)

Marine protected areas (MPAs) are one of the policy instruments available to help ensure the conservation and sustainable use of our vast yet vulnerable ocean ecosystems. The OECD is currently working on a methodology for calculating the extent of terrestrial and marine protected areas, by country, type and IUCN management categories, applying GIS analysis to UNEP-WCMC's *World Database on Protected Areas*. The method allows summarising the data on protected areas across countries and over time in a more detailed and harmonised way than previously available. This can provide an indication of the extent and focus of countries' conservation efforts and also to some extent measure progress towards achieving the Aichi Targets and the Sustainable Development Goals (OECD, 2016i and OECD, forthcoming, 2017).

Table 4.12. Indicators to inform transboundary and intergenerational effects in relation to SDG14

SDG14: Conserve and sustainably use the oceans, seas and marine resources for sustainable development		
Policy effect	Indicators for consideration	Data sources*
Elsewhere		
Transboundary water decision-making impacts on people in all countries	<ul style="list-style-type: none"> ● Cumulative Human Impact Index (risk based on hazard) ● Sea Level Rise Index (risk based on exposure) ● Human Development Index (risk based on vulnerability) ● Exclusive Economic Zones (million km²) ● Areas beyond national jurisdiction (million km²) 	<ul style="list-style-type: none"> ● Transboundary Water Assessment Programme Ocean Observing and Climate Systems, United Nations
Fisheries access agreements can affect the sustainability of fish stocks (SDGs 14.4 and 14.6) and the viability of the fisheries sector, including small-scale artisanal fishers (SDG14.b), in other countries	<ul style="list-style-type: none"> ● Number of fisheries access agreements between OECD and developing countries ● Share of fish tonnage landed within maximum Sustainable Yield (%) ● Share of world marine fish stocks that are overfished; fully fished; underfished (%) ● Areas beyond national jurisdiction (million km²) 	<ul style="list-style-type: none"> ● OECD Fisheries Reviews ● The State of World Fisheries and Aquaculture, FAO
Tariff escalation on fish and fish products can harm exporters in other countries (SDGs 17.10-12)	<ul style="list-style-type: none"> ● Tariff rates on fish and fish products ● Trade in fish (millions of tonnes): <ul style="list-style-type: none"> – Developed country exports and imports – Developing country exports and imports 	<ul style="list-style-type: none"> ● OECD-FAO Agricultural Outlook ● Tariff Analysis Online, WTO ● Tariff Download Facility, WTO
Financial support to fisheries (SDG14.6) can contribute to overcapacity and overfishing, including in other countries	<ul style="list-style-type: none"> ● Financial Support to Fisheries (USD): <ul style="list-style-type: none"> – Transfers to individual fishers – Net general Services – Cost recovery charges ● Fishing fleet (number of vessels) ● Fish landings, volume (tonnes) 	<ul style="list-style-type: none"> ● OECD Financial Support to Fisheries database ● OECD Fisheries Reviews ● The State of World Fisheries and Aquaculture, FAO
Later		
Ratifying the FAO Agreement on Port State Measures can reduce illegal, unreported and unregulated fisheries, including in other countries (SDG14.4)	<ul style="list-style-type: none"> ● Number of countries having ratified the FAO Agreement on Port State Measures 	<ul style="list-style-type: none"> ● FAO
Marine protected areas can help ensure the conservation and sustainable use of ocean ecosystems (SDGs 14.2 and 14.5)	<ul style="list-style-type: none"> ● Marine protected areas (%) ● Indicators on Terrestrial and Marine Protected Areas (OECD, forthcoming) 	<ul style="list-style-type: none"> ● OECD Environment Statistics ● UNEP-WCMC's World Database on Protected Areas

* Data is produced/compiled by the OECD unless otherwise noted.

Notes

1. This chapter draws and expands on the analysis in “Tracking progress on SDG 17.14 to enhance PCSD – Translating the global aspiration into national targets and indicators”, a background note prepared for the 11th Meeting of the National Focal Points for Policy Coherence, held in Paris on 28 October 2016.
2. In 2014, only eight member countries reached this target (Belgium, Denmark, Finland, Ireland, Luxembourg, Norway, Sweden and the United Kingdom).
3. The Group of Twenty (G20) represents 80% of global trade.
4. See for example the Global Gender Gap Index produced by the World Economic Forum.
5. Official Development Finance (ODF) consists of Official Development Assistance (ODA), which is concessional, and Developmental Other Official Flows (OOF), which are non-concessional. It excludes export credit OOF as its main objective is not developmental.
6. Conversely, aquaculture is impacted by externalities from other sectors and activities that deteriorate water quality or decrease water availability such as agricultural run-offs, municipal sewage and industrial waste.
7. The FSE database can be explored on the OECD's statistics portal at: <http://oe.cd/fse-stats>.

References

- Brooks, J.(ed.) (2012), *Agricultural Policies for Poverty Reduction*, OECD Publishing, Paris. <http://dx.doi.org/10.1787/9789264112902-en>.
- Commission on Intellectual Property Rights (2002), *Report of the Commission on Intellectual Property Rights: Integrating Intellectual Property Rights and Development Policy*, London.
- FAO (2016a), *The State of World Fisheries and Aquaculture*, Rome.
- FAO (2013), *Food wastage foot print: Impact on natural resources*, Summary Report.
- FAO (2011), *The State of Food and Agriculture 2010-2011: Women in agriculture – closing the gender gap for development*, Rome.
- FAO, IFAD and WFP (2015), *The State of Food Insecurity in the World 2015 – Meeting the 2015 international hunger targets: taking stock of uneven progress*, Rome, FAO.
- FCAN (2016), *Summary Report of the OECD Food Chain Analysis Network on reducing Food Loss and Waste in Retail and Processing*, Paris 23-24 June 2016.
- ICSU-ISSC (2015), *Review of the Sustainable Development Goals: The Science Perspective*, Paris, International Council for Science (ICSU).
- IEA (2016a), *CO₂ Emissions from Fuel Combustion 2016*, IEA, Paris. http://dx.doi.org/10.1787/co2_fuel-2016-en.
- IOC-UNESCO and UNEP (2016), *Open Ocean: Status and Trends*, United Nations Environment Programme, Nairobi.
- Miyamoto, K. and E. Chiofalo (2016), *Official Development Finance for Infrastructure: With a Special Focus on Multilateral Development Banks*, OECD Development Co-operation Working Paper 30.
- OECD Global Forum on Transparency and Exchange of Information for Tax Purposes, <http://www.oecd.org/tax/transparency>.
- OECD Health Statistics, <http://dx.doi.org/10.1787/health-data-en>.
- OECD (forthcoming, 2017), *Marine Protected Areas: Economics, Management and Effective Policy Mixes*, OECD Publishing, Paris.
- OECD (2017), *New Health Technologies: Managing Access, Value and Sustainability*, OECD Publishing, Paris. <http://dx.doi.org/10.1787/9789264266438-en>.
- OECD (2016a), *Better Policies for Sustainable Development 2016: A New Framework for Policy Coherence*, OECD Publishing, Paris. <http://dx.doi.org/10.1787/9789264256996-en>.
- OECD (2016b), *Policy Guidance on Resource Efficiency*, OECD Publishing, Paris. <http://dx.doi.org/10.1787/9789264257344-en>.
- OECD (2016c), *Agricultural Policy Monitoring and Evaluation 2016*, OECD Publishing, Paris. http://dx.doi.org/10.1787/agr_pol-2016-en.
- OECD (2016d), *Food Loss and Waste in the Agro-Food Chain*, OECD Agriculture Policy Note, April 2016.
- OECD (2016e), *Health Workforce Policies in OECD Countries: Right Jobs, Right Skills, Right Places*, OECD Publishing, Paris. <http://dx.doi.org/10.1787/9789264239517-en>.
- OECD (2016f), *Entrepreneurship at a Glance 2016*, OECD Publishing, Paris. http://dx.doi.org/10.1787/entrepreneur_aag-2016-en.
- OECD (2016g), *Tracking the money for women's economic empowerment: Still a drop in the ocean*, OECD DAC Network on Gender Equality, June 2016.
- OECD (2016h), *The Ocean Economy in 2030*, OECD Publishing, Paris. <http://dx.doi.org/10.1787/9789264251724-en>.
- OECD (2016i), *Marine Protected Areas: Economics, Management and Effective Policy Mixes*, Policy Highlights, December 2016.
- OECD (2015a), *Supporting the Post-2015 Sustainable Development Agenda: The Role of the OECD and its Members*, C/MIN(2015)13, Meeting of the Council at Ministerial Level, 3-4 June, 2015.
- OECD (2015b), *Taking Stock of Aid to Least Developed Countries*, Third International Conference on Financing for Development.
- OECD (2015c), *OECD Science, Technology and Industry Scoreboard 2015: Innovation for growth and society*, OECD Publishing, Paris. http://dx.doi.org/10.1787/sti_scoreboard-2015-en.
- OECD (2015d), *Green Growth in Fisheries and Aquaculture*, OECD Publishing, Paris. <http://dx.doi.org/10.1787/9789264232143-en>.

- OECD (2014a), *Illicit Financial Flows from Developing Countries: Measuring OECD Responses*, OECD Publishing, Paris. <http://dx.doi.org/10.1787/9789264203501-en>.
- OECD (2014b), *Green Growth Indicators for Agriculture: A Preliminary Assessment*, OECD Publishing, Paris. <http://dx.doi.org/10.1787/9789264223202-en>.
- OECD (2014c), *Enhancing Women's Economic Empowerment through Entrepreneurship and Business Leadership in OECD Countries*, OECD Publishing, Paris.
- OECD (2014d), *The Cost of Air Pollution: Health Impacts of Road Transport*, OECD Publishing, Paris. <http://dx.doi.org/10.1787/9789264210448-en>.
- OECD (2013a), *OECD Trade Facilitation Indicators: Transforming border bottlenecks into global gateways*, May 2013.
- OECD (2013b), *OECD Compendium of Agri-environmental Indicators*, OECD Publishing, Paris. <http://dx.doi.org/10.1787/9789264186217-en>.
- OECD (2013c), *Fishing for Tomorrow: Managing fisheries for sustainable development*, Coherence for Development report, Issue 2.
- OECD (2012), *Gender equality in education, employment and entrepreneurship: Final report to the MCM 2012*, Paris.
- OECD-FAO (2016), *OECD-FAO Agricultural Outlook 2016-2025*, OECD Publishing, Paris. http://dx.doi.org/10.1787/agr_outlook-2016-en.
- OECD-FAO-UNODC (2016), *Tax crime and other crimes in the fisheries sector*, Conference Brochure, OECD-FAO-UNODC Conference and Workshop on Improving Co-operation in the Fight Against Fish crime, 13-14 October 2016.
- OECD-ITF (2017), *ITF Transport Outlook 2017*, OECD Publishing, Paris. <http://dx.doi.org/10.1787/9789282108000-en>.
- OECD-WTO-UNCTAD (2016), *16th Report on G20 Trade and Investment Measures (Mid-May to Mid-October 2016)*, 10 November 2016.
- OECD-WTO-WBG (2014), *Global Value Chains: Challenges, Opportunities, and Implications for Policy*, Report prepared for submission to the G20 Trade Ministers Meeting, Sydney, Australia, 19 July, 2014.
- Shankar, A. (2015), *Strategically engaging women in clean energy solutions for sustainable development and health*, GSDR 2015 Brief, Johns Hopkins University, Bloomberg School of Public Health, Department of Environmental Health Sciences, Center for Global Clean Air.
- UN (2016), *Progress towards the Sustainable Development Goals: Report of the Secretary-General*, E/2016/75.
- UNEP (2016), *Marine Litter: The Issue*, <http://web.unep.org/gpa/what-we-do/global-partnership-marine-litter/marine-litter-issue>, accessed 3 March 2017.
- UNESCO IOC and UNEP (2016), *The Open Ocean: Status and Trends*, United Nations Environment Programme (UNEP), Nairobi.
- United Nations Secretary-General's High-Level Panel on Access to Medicines (2016), *Report of the United Nations Secretary-General's High-Level Panel on Access to Medicines: Promoting innovation and access to health technologies*.
- WHO (2016a), *Preventing disease through healthy environments: A global assessment of the burden of disease from environmental risk*, World Health Organisation, Geneva.
- WHO (2016b), *Road traffic injuries*, Fact sheet, World Health Organisation, Geneva.

ANNEX 4.A1

An illustration of interactions between the Sustainable Development Goals

Table 4.A1.1. **Example of interactions with additional goals**
(Bold interactions are those elaborated on in the body of this chapter.)

SDG1	<ul style="list-style-type: none"> ● Raising incomes of small-scale food producers (SDG2.3), including fishers, without compromising the sustainability of water (SDG6) and land (SDG15) resources, and fish stocks (SDG14.4 and 14.6) ● Raising incomes of the poor to enable them to afford the food (SDG2) they need to lead healthy lives (SDG3) ● Changing dietary habits and consumption patterns (SDG12) due to higher average incomes (SDG1) without putting pressure on the environment (SDGs 6, 13, 14 and 15) ● Reducing income inequality (SDG10) to reduce overall poverty (SDG1)
SDG2	<ul style="list-style-type: none"> ● Raising agricultural productivity (SDG2.3) without depleting natural resources (SDGs 6, 7, 13, 14, 15) ● Diversifying rural incomes (SDGs 1 and 2.3) without diverting land (SDG15) and water (SDG6) resources from food production to biofuels production (SDG7.2) ● Ending malnutrition (SDGs 2.1-2) to reduce mortality from non-communicable diseases (SDG3.4) ● Raising agricultural productivity without exacerbating freshwater stress (SDG6.4) ● Raising agricultural productivity without undermining climate change mitigation and adaptation (SDG13)
SDG3	<ul style="list-style-type: none"> ● Improving food security and nutrition (SDGs 2.1-2) to end preventable deaths of newborns and children (SDG3.2) ● Achieving universal and equitable access to safe and affordable drinking water (SDG6.1) to reduce the number of deaths and illnesses from water pollution and contamination ● Ensuring universal access to affordable, reliable, and modern energy services (SDG7.1) to reduce the disease burden from air pollution (SDG3.9) ● Harnessing the potential of new technologies (SDG9.5) to improve treatment prospects of patients
SDG5	<ul style="list-style-type: none"> ● Closing the gender gap in education (SDG3) to reduce poverty (SDG1) ● Closing the gender wage gap (SDG8.5) to reduce poverty overall (SDG1) ● Ensuring women's access to sexual and reproductive health (SDG5.6) to reduce maternal mortality (SDG3.1) ● Improving women's access to land (SDG1.4) to achieve food security (SDGs 2.1-2) ● Empowering women to foster innovation (9.5) and economic development
SDG9	<ul style="list-style-type: none"> ● Promoting industrialisation (SDG9.2) without contributing to ocean acidification (SDG14.3) ● Improving agricultural infrastructure (SDG 2.a) and innovation to achieve global food security (SDGs 2.1-2) ● Increasing transport opportunities (SDGs 9.1 and 11.2) without compromising health outcomes (SDGs 3.6 and 3.9) ● Promoting industrialisation (SDG9.2) without contributing to climate change (SDG13)
SDG14	<ul style="list-style-type: none"> ● Providing food from fish (SDGs 2.1-2) without depleting global fish stocks (SDG14.4 and 14.6) ● Harnessing the potential of aquaculture for meeting increasing demand for food (SDGs2.1-2) without generating negative environmental externalities ● Developing coastal industries (SDG9) without generating marine litter and debris (SDG14.1) ● Unleashing the potential of ocean power (SDG7) without damaging marine biodiversity (SDGs 14.2 and 14.5)

Chapter 5

Partnerships to enhance policy coherence for sustainable development

This chapter represents a collective effort by the members of the Multi-Stakeholder Partnership for Enhancing Policy Coherence for Sustainable Development (the PCSD Partnership). They have shared with us in an online dialogue and in written contributions their views on the role of policy coherence for implementing the Sustainable Development Goals (SDGs). Specifically, the chapter looks at (i) evidence to inform coherent policy making; (ii) institutional practices to enhance policy coherence for SDG implementation; (iii) integrated approaches to address the interconnected SDGs; and (iv) quantitative and qualitative tools for tracking progress on policy coherence, as called for by SDG target 17.14. A report on progress by the PCSD Partnership will be submitted on the occasion of the 2017 United Nations High-Level Political Forum.

Introduction

The Multi-stakeholder Partnership for Enhancing Policy Coherence for Sustainable Development (the PCSD Partnership) was launched as part of the United Nations Partnerships for Sustainable Development Goals (SDGs) Platform in a context where countries across different regions and levels of development are aligning their national strategies, adapting institutional frameworks and shifting policies in preparation for SDG implementation. The Partnership is committed to informing the UN High-Level Political Forum on Sustainable Development (HLPF) on the progress of this initiative and on its contribution to the advancement of the 2030 Agenda and the SDGs. A set of deliverables has been defined by the partners ranging from case studies, reports and workshops to methodologies and guidance for policy-makers.

As part of its work programme, the Partnership organised its first online dialogue in order to collect input for a joint contribution on PCSD that will be presented to the 2017 HLPF. This dialogue was hosted and moderated by the OECD on the dedicated PCSD Partnership Online Platform. Its aim was to bring together diverse stakeholders from across the world to exchange experiences, best practices, expertise and resources on how to enhance policy coherence for sustainable development (SDG target 17.14) as a means of implementation for the SDGs.

Reflecting the structure of the dialogue, this chapter covers four thematic areas: (A) evidence to inform coherent policy making, (B) institutional practices to enhance policy coherence for SDG implementation, (C) integrated approaches to address the interconnected SDGs, and (D) quantitative and qualitative tools for tracking progress on policy coherence. For each area, it summarises the key messages, provides practical examples and case studies, and makes cross-references to numerous tools and publications on policy coherence for sustainable development. A concluding section maps the need for further work and provides an outlook for future activities, while the annex provides a short “profile” of each contributing partner.

Evidence to inform coherent policy making

Poverty encompasses many dimensions, but its underlying causes can be more readily defined: they include exclusion from economic opportunities, various forms of deprivation (food, education, health...), as well as lack of access to natural resources. Key areas of policy, such as trade, agriculture, investment, migration, environment and health, have both wide cross-border effects and a high poverty reduction impact. A comprehensive analysis of the potential transboundary impact of these policies, of their interconnections and implications, as well as good information on the views and role of diverse actors at different levels of government are critical for coherent and effective decision-making when implementing the SDGs.

Good governance is not possible without proper documentation. India's Aadhaar system, for example, has helped social services verify identity, open bank accounts and deliver salary, pension, subsidies and tax refunds directly to beneficiaries. – Dr. Vrajlal Sapovadia, American University of Nigeria

Food security (SDG2) is critical for poverty reduction (SDG1) and requires that the great potential of fisheries and aquaculture be taken into account alongside that of agriculture. Fisheries provide income and nutrition to a substantial part of the global population, but also impact negatively on climate change and environmental pollution. Illegal, unreported and unregulated (IUU) fishing, moreover, curtails governments' capacity to sustainably manage fish stocks, and intersects with other forms of criminal activities such as tax evasion.

Effectively balancing and co-ordinating the different policy objectives (such as nutrition, environmental protection, growth and job creation, increasing efficiency and profitability, effective taxation and the fight against organised crime) is pivotal for making progress on all the SDGs involved.

Income growth is central to lasting reductions in global hunger. However, most fish stocks cannot support further increases in catch effort and expansion of aquaculture production will only continue if externalities are better controlled to avoid degradation of ecosystems. Sustainable improvements in income generated by the sector in the long-term will have to come from promoting a sustainable Blue Economy: increasing the value of the seafood produced and reducing production costs, such as through more efficient aquaculture production, reducing waste and lowering transport costs along the value chain. – Ingrid Kelling, OECD

A focus on the “costs of inaction” can increase awareness amongst decision makers and thereby spur political reform. For example, OECD estimates put the costs of exposure to droughts, floods, and inadequate access to water supply and sanitation at USD 500 billion per year at least. Similarly, revenue losses from Base Erosion and Profit Shifting (BEPS) are conservatively estimated at USD 100-240 billion annually, or 4-10% of global corporate income tax (CIT) revenues. Given developing countries' greater reliance on CIT revenues, the impact of BEPS on these countries is particularly damaging.

The diseases and parasites associated with poor access to sanitation, and long term deprivation of nutrients, prevent adults from working and children from studying, as well as from developing their brains and bodies. It has been estimated that the cost-benefit ratio of interventions aimed at providing universal access to improved sanitation is 5.5 globally, and as high as 8.0 in East Asia. Moreover, “closing the loop” in sanitation and wastewater management, i.e. recovering and reusing these resources, could produce benefits in a wide range of policy areas: food security, water security, energy access, climate mitigation, economic productivity, business and market development etc. – Caspar Trimmer, SEI Initiative on Sustainable Sanitation - Stockholm Environment Institute

Equally alarming, with regard to gender equality (SDG5), the UNDP estimates that the unequal treatment of women in the labour market costs Sub-Saharan Africa about USD 95 billion annually between 2010 and 2014.

Relevant to the issue of policy coherence and to the implementation of SDGs – though focused more specifically on Cultural and Creative Industries (CCIs) – we at ‘Law for Creativity’ are preparing a study whose results shall be presented later this year. – Michela Cocchi, Lady Lawyer Foundation

Insights from our Partners

As the first stated goal, poverty reduction plays a major role within the integrated and indivisible framework of the SDGs. In the first external contribution to this section, Elizabeth Moses-Mullard highlights the connection between poverty reduction and human rights, and takes stock of some of its implications, both analytical and practical.

The social economy has long been recognised as a potentially important tool for reducing poverty. In the second external contribution, Vrajlal Sapovadia provides evidence of its benefits in terms of resilience, local development, participation and labour market integration by looking at the role that co-operatives have played in India.

Official Development Assistance has been the main vector of global poverty reduction efforts in the past, and still remains so in the mind of many. In the third contribution, Ries Kamphof and Edith van Ewijk argue that in order to achieve the SDGs, 21st century development policies will need to rely on broader and more innovative forms of financing, more ambitious targets, a more widely shared awareness of global challenges and a new narrative.

The cultural and creative economy is not a sector generally targeted by poverty reduction policies, yet it can have a tangible impact on innovation, competitiveness and well-being. In the fourth contribution to this section, Michela Cocchi looks at the role played by IP rights, drawing out some of their socio-economic effects and their relation to human rights.

Putting Human Rights at the Heart of Poverty Reduction: A moral and practical necessity

by Elizabeth Moses-Mullard, AlphaZULU Advocates

Human rights and their universal character constitute one of the cornerstones for SDG1. UN member states must insist on the universality, indivisibility, interdependence and inter-relatedness of all human rights. If we take away the universality of human rights, and refuse to recognise that they must be the same in Somalia as they are in the United Kingdom for instance, we undermine the very principle upon which poverty reduction is based. At the 2017 Human Rights Conference hosted by the University of Sussex Human Rights Research Centre, practitioners in the field of human rights emphasised the problems created by the selective approach taken by certain states with regard to human rights. However, while this role as a normative basis for poverty reduction remains vital, turning human rights into an effective tool for development also depends on our ability to adopt a “smarter” approach that seeks to make human rights measurable and tangible, notably through the design of statistical human rights indicators. The political and judicial dimensions cannot be neglected either. In this respect, the provision of social and economic rights should be made an immediate rather than a progressive obligation for states, and instruments of compliance, such as the reporting of human rights violations, as well as enforcement mechanisms for punishing these violations and compensating their victims, should be strengthened.

How can co-operatives contribute to poverty reduction? Insights from India

by Vrajlal Sapovadia, Techno Consult

Economic growth is important for eradicating poverty; yet it will not lead to sustainable development if it does not also contribute to fostering social inclusion and protecting environmental resources. The co-operative form of organisation – that is, an economic institution of the people, for the people and by the people – creates opportunities for reducing poverty in ways that are socially inclusive and ecologically responsible as well as cost effective. As such, it represents a potentially important lever for sustainable development – a fact that has been recognised by UNESCO (which has added co-operatives to its list of intangible cultural assets) and the Rio +20 Conference.

Despite this, the size of the co-operative sector is often overlooked. According to the Quebec International Summit of Cooperatives, the world's largest 300 co-operatives had a combined turnover of USD \$2.53 trillion in 2014. The impact it could have on achieving the SDGs is also overlooked by policy-makers. Beyond its size, the co-operative sector presents a number of advantages:

- Co-operatives promote a different business model. They typically take a broader, longer-term perspective which includes the reinforcement of local communities, engagement with vulnerable populations and the provision of social goods. Furthermore, they do so without sacrificing the objective of profitability. The Uralungal Labour Contract Co-operative Society (ULCCS), which operates in the construction sector, generated profits of 15.4 million rupee from annual revenue of INR 1.5 billion in 2010-11, for instance, whilst also focusing on social goals such as the employment of deprived populations and affordable training and education for its workforce.
- The structure of co-operatives is also different and reflects a commitment to equality and social inclusion. As a result, the wage gap rarely goes beyond a 5-to-1 ratio in co-operatives, while it can reach 600-to-1 in traditional firms, as reported by the Federation of Protestant Welfare Agencies in 2015. Furthermore, while the wage level tends to be lower in co-operatives than in traditional firms, these differences disappear once the individual characteristics of workers are factored in – meaning that co-operatives make more productive use of their particular workers and pay them higher wages than the private sector would.

The co-operative sector contributes to poverty reduction in deeper, more complex ways too. It can help deprived populations identify economic opportunities; access property rights, markets and financing; mutualise risk, profits and pool investment in productive assets. For instance, the Gambhira Farming Co-operative Society (GFCSL) in Gujarat has helped smallholding farmers overcome limited individual resources, low investment capabilities, limited bargaining power in the procurement of inputs and market volatility to significantly improve their socio-economic conditions (Sapovadia, 2013).

Special emphasis must be given to the social and psychological impact of co-operatives here. Profit-sharing helps reduce income and wealth disparities. It also contributes to bridge the gap between workers and shareholders, align their incentives and increase productivity. Furthermore, by promoting democratic employee ownership, co-operatives incorporate workers into decision-making and management processes. The motivational benefits of greater participation and autonomy can lead to a sense of social inclusion and empowerment that is often essential when dealing with vulnerable populations, such as women, the self-employed and labourers working in the informal sector. The Self-Employed Women's Association (SEWA), a union based in Ahmedabad covering 140 co-operatives of self-employed women with over 1.35 million members, offers an interesting example here (Sapovadia, 2016). Job creation efforts targeted at vulnerable populations often spill over into other areas related to health and human rights, as shown by the role that the Working Women's Forum India (WWF) and its trade union wing have played in the fight against selective abortion and child prostitution among poorer populations (Sapovadia et al., 2013).

Finally, empirical evidence demonstrates that employee-owned businesses and co-operatives are more resilient than traditional investor-owned firms: they have higher survival rates and fare better during economic downturns, particularly in terms of employment. Co-operatives strengthen local economies by embedding business in their communities.

They tend to purchase and re-invest more in the local economy. The results of a 2012 study by the National Cooperative Grocers Association provide an example. The study, which measured the impact of food co-operatives on the local economy against that of conventional grocers, found that \$0.38 of every dollar spent at a food co-operative was reinvested locally, compared to just \$0.24 for conventional grocers.

Based on the Indian experience, supporting co-operatives represents a cost-effective policy lever for achieving inclusive and sustainable economic development. It does not require vast expenditure by central government, a long legislative process or widescale regulatory reform. Instead co-operatives tend to work in partnership with local governments (mainly the village-level Panchayat in India), and in doing so they contribute to build capacity and foster greater coherence in the areas of employment, skills and economic development policy – all key elements for the successful implementation of the SDGs.

Reducing poverty through partnerships, coherence and solidarity

by Ries Kamphof and Edith van Ewijk, Kaleidos Research

As the SDGs make clear, poverty is related to a complex combination of factors including access to employment, education and social services, the administrative capacity of governments, fiscal and trade systems, security, climate, and health. Policy coherence for sustainable development is needed to address and eventually alleviate these various dimensions of poverty. Based on the work of Kaleidos Research, a focus on partnership, coherence, and solidarity is essential for a progressive approach to poverty reduction (Kamphof, Spitz and Boonstoppel, 2015). In order to achieve greater policy coherence and maximise poverty reduction impact, one should look to increase available financial resources, establish new targets, foster awareness and create a new narrative.

Financial resources

It is crucial that sufficient public and private financial resources be made available to help poverty alleviation efforts, since new goals and agreements such as the SDGs and the Addis Ababa Action Agenda are likely to remain ‘dead in the water’ without the financial resources necessary to implement them. Official Development Assistance (ODA) is a small but precious source of finance, that can be used in a flexible manner and has a possible catalysing role on other forms of finance. Nevertheless, the relative importance of ODA is decreasing compared to other financial flows to developing countries (United Nations, 2014). Focusing on ODA as the sole means for poverty alleviation and stimulating development is therefore insufficient; many other factors contribute to development and these need to be addressed as well. Larger financing flows, such as domestic public resources, domestic private resources, and international private flows should be taken into account. Also innovative financing and instruments may be required in order to mobilise additional resources for development, via blending, financial transaction taxes, or air levies.

Targets

This broader use of financial resources could also translate into a more ambitious (2%) target premised on a society-wide financial commitment to solving poverty-related global challenges, like climate change, safety and security. A broader financial commitment might include other developmentally relevant public and private expenditure, such as foreign direct investments and certain forms of military spending. A more ambitious target of this kind could be combined with an ODA ‘guarantee’ of at least 0.25% GNI for the low income countries and fragile states to make sure these countries are not left behind. Further research

is necessary to better estimate the required financial resources for global challenges and poverty reduction. This way relevant targets will not only be based on political compromise, but also have a solid scientific foundation (OECD, 2014, Bakker, 2014, Kamphof, Spitz and Boonstoppel, 2015). The SDGs can be used as an up-to-date narrative for the multi-polar world we live in with global challenges that both affect and require effort from all countries. The SDGs can act as guiding principles for renewing development co-operation partnerships that are still based on traditional North-South aid relations, such as the relations between the European Union and African, Caribbean and Pacific Countries (Kamphof and van Ewijk, 2016).

Awareness

Global education and increasing awareness of global challenges, including climate change, among citizens is also necessary to increase coherence and contribute to poverty alleviation worldwide. On the one hand this awareness is needed to maintain public and policy support for governance expenditure on ODA and related global challenges, while on the other hand citizens, as consumers and users of goods and services, have a direct and indirect impact on these global issues and the lives of people across the globe. In the Netherlands for example, relatively few citizens acknowledge the link between poverty and global issues: only 42% of Dutch citizens agree that there is a direct relationship between poverty in developing countries and global challenges such as climate change, while there is a large 'in-between' category of 41% who answered 'undecided'. This group of people can make a key contribution to poverty reduction e.g. by voting during elections, choosing responsible forms of consumption and less polluting modes of transport. This also applies to the rising middle class in emerging economies. In 2030, 80% of the global middle class will live in emerging economies in Africa and Asia (Kharas, 2010).

A new narrative

While more global issues such as food security and climate change increasingly affect developing countries and require major investments, the traditional view on the spending priorities for development is not likely to change if there is no public or political debate in OECD countries regarding development policies, finance and challenges for the 21st century. The public seems unaware of current dilemmas within the international (political) debate on the future of development co-operation. This may imply a lack of democratic legitimacy for wider forms of poverty reduction going beyond 'aid' in the future. Since a broad approach to development demands input from all sectors of society, including changes in the everyday behaviour of citizens, this lack of awareness is worrying. A new narrative on development is therefore needed, adapted to these 21st century needs.

Such a narrative must acknowledge solidarity, global interdependence, and the importance of policy and financial coherence. Politicians, media and policy makers can share in and strengthen this narrative through a continuous dialogue with society (Kamphof, Spitz and Boonstoppel, 2015).

Creativity and innovation: Building bridges through culture and building protection through law

by Michela Cocchi, Lady Lawyer Foundation

Humanity is facing a period of instability and myriad challenges. Turning the tide will call for new paradigms and a renewed commitment to the human factor, as recognised by the UN Secretary General in September 2016 at the 71st Session of the UN General Assembly Week.

Law for Creativity was established in the fall of 2011 with the aim of conducting a comparative study of legal systems across different countries in order to identify the sets of rules which channel investment, innovation and competitiveness policies towards fostering creativity. In the course of this study, we encountered an additional challenge. Indeed, many of the elements essential to creativity and the creative economy are not captured by traditional economic indicators. Responding to the UN's call for a more "holistic approach to development" (UN Resolution 65/309), we have sought to develop new tools that can provide a fuller picture of creativity, its socio-economic impact and the role it can play in promoting sustainable development. This is the journey narrated here.

Law for Creativity is a project carried by Michela Cocchi – Studio Legale and the Lady Lawyer Foundation as participants in the United Nations Global Compact. It builds on our activities relating to the Cultural and Creative Industries (CCIs), and more specifically the so-called F.A.M.E. (Fashion.Art.Music.Entertainment) sector. Action in these areas can have a high impact as they constitute a major platform for corporate leadership and an important element in the transition towards sustainable modes of production and consumption. In our view, the *creative economy*¹ has great potential to promote social inclusion, cultural diversity and human development, while generating income and jobs, in a context where *creative industries*² are among the fastest growing traded sectors worldwide. Secondly, sustainable development will require innovative cross-sectoral approaches to which CCIs can also contribute.

Law for Creativity takes account of two key features of the creative economy: the particular nature and structure of *creative clusters*, which tend to form organically on the basis of collaborative ties, and the international dimension of CCI policies. The project and its related platform have several goals: support the expression of cultural diversity and promote a dialogue between globalisation and local/national cultures; develop trade opportunities for CCIs and protect the specificity of cultural goods; help improve policies (particularly those directed at cultural and creative SMEs) and mainstream culture into the policy-making process; and reinforce copyright protection and IP licensing as a way to increase the creation of content.

Building Bridges through Culture and Creativity

The relation between the legal system and creativity is being re-examined in a number of countries across the world. This stems in part from the understanding that innovation is not only a technological process, that creativity is another key factor for innovation and competitiveness, and that it can be nurtured or stymied through rules and practices. The legal perspective on creativity and innovation is simple, but profound. Neither of these concepts has any existence in law, other than in the context of Intellectual Property (IP) law. IP law provides protection to the aesthetic and functional emanations of the human mind, by granting exclusive rights to those responsible for creating them. These rights provide a legal entitlement to creators and innovators as well as an incentive to produce IP (Christie, 2011).

The economic case for copyright and IP protection is straightforward. Creators and innovators face many of the problems typical of public goods: the works, ideas and intangible assets they produce are non-excludable and can be copied, replicated or consumed freely by others. Creating individual property rights for intellectual goods solves these problems by granting a temporary monopoly to the owner of IP. The legal and moral case for IP rights is more complex however. This can be seen in the line set by the 1948 UN Universal Declaration of Human Rights which defines the right to IP protection as a human right: "Everyone has

the right to the protection of the moral and material interests resulting from any scientific, literary or artistic production of which he is the author” (Article 27). This line of argument has been further entrenched by Article 15 of the International Covenant on Economic, Social and Cultural Rights, ratified by the UN General Assembly on December 16, 1966: “The States Parties to the present Covenant recognize the right of everyone: (a) To take part in cultural life; (b) To enjoy the benefits of scientific progress and its applications; (c) To benefit from the protection of the moral and material interests resulting from any scientific, literary or artistic production of which he is the author”.

IP rights, taken in their economic sense, can be more properly categorised as a limited *privilege* granted to authors and creators as an incentive to create works and make them public. When IP rights are viewed as human rights, the inherent and essential counterpart to this privilege becomes clearer: it is the underlying objective that the public retain a right to access and use these creative works. The public’s right to access culture is part and parcel of the right and protection conferred to the owner of IP. IP protection has a social and cultural function, and its emphasis is no longer solely on the exclusive rights of the owner but also on the right of the public. Seen from this angle, IP is a system that must balance incentives for creativity and innovation with participation by the public. If one stops thinking of IP merely as an economic privilege and a power to exclude others, and starts considering the economic, social and cultural benefits that accrue from the access to and participation in the creation of knowledge and information within a community, IP as a human right becomes all the more obvious (Dizon, 2009).

This dual approach in terms of IP rights and human rights leads us to a fundamental question: how to facilitate the development of international IP regimes that protect the ownership of cultural works and incentive to innovate, while also preserving the public interest and the general welfare of all those concerned. Part of the answer lies in defining the appropriate scope for private monopoly in the domain of culture and creation. Another part lies in designing human right standards that can be applied positively in the domain of IP protection.

What comes next: The SDGs and looming challenges

Human creativity is the source of all innovation. But innovation does not occur in a vacuum; it requires a workable structure of incentives and institutions. Government policies that foster the right enabling conditions for innovation, and that allow entrepreneurship and markets to flourish, can provide a climate that encourages innovation and economic growth in the 21st century. Increasingly, one of the core enabling conditions is IP protection.

As the 2015 Dakar Ministerial Conference organised by WIPO on IP for Emerging Africa has shown, effective IP regimes can help achieve the SDGs by promoting sustainable growth and greater gender equality (notably by strengthening the position and competitiveness of the African fashion industry), by enhancing the social recognition of creators and by directing innovation towards mitigating the effects of climate change. In the words of Francis Gurry, WIPO Director General, “Africa has a great tradition of innovation and creativity [...] and innovation is a central driver of economic growth, development and better jobs. It is the key for firms to compete successfully in the global marketplace. [...] Intellectual property is an indispensable mechanism for translating knowledge into commercial assets - IP rights create a secure environment for investment in innovation and provide a legal framework for trading in intellectual assets”.

Yet, many challenges remain. Cultural goods have a value, not simply a price: they represent a source of identity, innovation and creativity – a dynamic force that is essential to all societies, local or global, and takes on dimensions that are non-financial (such as gift and reciprocity). On the analytical side, we need to find ways to properly integrate these dimensions into traditional indices. On the practical side, we have developed the *Lady Lawyer Fashion Archive*, which documents the link between the fashion industry, human rights and the Sustainable Development Goals. We are also listing a cross-section of results from *Law for Creativity* on fashion at the local level, as well as starting work relating to art. The next report will be published in December 2017.

Institutional practices to enhance policy coherence for SDG implementation

Implementing the SDGs requires that governments be able to work with a diverse set of actors across policy domains, levels of governance and timeframes. Institutional mechanisms can increase policy coherence by facilitating cross-sectoral integration. The SDGs, as an internationally agreed framework, provide an opportunity to increase the long-term effectiveness of government policy agendas by building complementarities among planned policies, programmes and actions in the economic, social and environmental areas.

Several examples can be cited to shed light on the attempts being made to reconfigure political structures and align them with the SDGs: A study entitled “Universality, Integration, and Policy Coherence for Sustainable Development: Early SDG implementation in selected OECD countries” (O’Connor et al., 2016), published by the World Resources Institute (WRI) and a coalition of think tanks, highlights various ways in which countries seek to build coherent political frameworks conducive to SDG implementation. In Germany, the Federal Committee of State Secretaries for Sustainable Development, comprising state secretaries from all federal ministries, oversees the planning for SDG implementation and is thought to have reduced conflicts and strengthened co-operation among ministries. In Korea, the Office of Government Policy Coordination, headed by the Prime Minister, has played an important role in preparing for the SDG negotiations and is now set to co-ordinate SDG implementation and build consensus across the Korean administration.

With regard to multi-stakeholder collaboration, a so-called ‘SDG charter’ adopted in The Netherlands has been signed by more than 80 partners from the private sector (large multinational corporations as well as social enterprises), civil society organisations, trade unions, local governments, and knowledge institutes: <http://www.sdgcharter.nl/>. These partners all commit to reaching the SDGs in The Netherlands and try to work together on a project basis to help achieve the SDGs. – Ries Kamphof, Kaleidos Research

Key messages distilled from the examples provided include the following:

- Local government authorities play an essential role as they are involved in policy implementation and follow-up monitoring “on the ground”. As a consequence, they often know best what the actual challenges are as well as unintended side-effects and spill-overs of certain policies since they experience them first-hand. Endowing them with adequate financial resources and strengthening their institutional capacity can therefore go a long way towards delivering on the 2030 Agenda.

Assam was the first Indian state to adopt the SDGs as its official path for development. The central government of India is establishing appropriate structures for co-ordination with state and local governments, i.e. Panchayati Raj Institutes, to closely implement and monitor grass root level projects. – Dr. Vrajlal Sapovadia, American University of Nigeria

- Budgetary pressures and financial incentives also mould organisational behaviour, often in a way that undermines effective co-ordination and sharing of knowledge and capacity. Restructuring government budgets with a view to fostering inter-ministerial collaboration can strengthen policy coherence and the institutional capacity/willingness to “break down the silos”.

Countries are preparing their own institutional responses to address the SDG targets they have prioritised. These responses are all appropriate to, and relevant for, the unique approaches to governance and policy change, and emphasise that there is no “blueprint” for effective implementation of the SDGs. – Niels Keijzer, German Development Institute

- A context-sensitive approach is imperative. Most countries are in the process of developing institutional arrangements that build on existing bodies and modes of policy formulation/implementation. This can generate synergies as well as a sense of continuity, and increase legitimacy and effectiveness. Consequently, we should not think about drawing up “one-size-fits-all” schemes applicable to all countries alike. Any attempt to alter an institutional arrangement should instead be informed by an in-depth understanding of a country’s particular context, political dynamics, administrative culture, and specific capacities and needs.

Another question is in which governance landscape is the analysis of interactions generated? In which does it “land”? And how can public administrations act on the information? At this stage in implementation, there is great value in learning from different countries’ experiences - how have they begun approaching implementation in a coherent way, what approaches and mechanisms are out there, and what works where? – Nina Weitz, Stockholm Environment Institute.

- The role of central co-ordination at the highest level of government is a principal issue. In order to steer the process of SDG implementation, foster effective horizontal co-ordination and ensure broad-based buy-in by relevant stakeholders, a “centre of government” – led approach can be a powerful means of implementation.

We look at two lines of research into the institutional aspects for sustainable development: education in citizenship, social responsibility and sustainable development (Linha EConsCienicias) and governance and public policies in sustainable development (Linha EcoPolíticas). – Patricia Almeida Ashley, Nucléo Girassol

Insights from our Partners

Policy coherence has long been recognised as a valuable means for achieving development goals and OECD countries have accumulated a wealth of experience in this domain. In the first contribution to this section, James Mackie, Martin Ronceray and Eunike Spierings draw on their experience with the policy coherence for development approach (PCD) to chart out some lessons for policy coherence for sustainable development (PCSD).

Policies aimed at implementing the SDGs are diverse and cross-sectoral by nature given the multi-dimensional problems they address, and the scope for institutional learning on this topic is large. In the second contribution to this section, Jussi Kanner draws some transferable lessons from the successful application of Nepal’s Multi-Sector Nutrition Plan.

The diversity of situations and problems means that while transferable lessons can be used to improve integrated approaches, the best policy mix will still vary from case to case. In a third contribution, Elizabeth Moses-Mullard argues that flexibility and accountability should have cardinal value in the implementation of SDGs.

Effective implementation requires more than just an integrated approach to policy-making. In the fourth contribution to this section, Ries Kamphof and Edith van Ewijk look at the conditions needed for co-ordinated action by government, the private sector and civil society.

Policy Coherence & the 2030 Agenda: Building on the PCD experience

by James Mackie, Martin Ronceray and Eunike Spierings, ECDPM

After two decades spent stressing its importance, European and OECD country governments have become accustomed to the need to promote coherence between the policies they pursue. In their international cooperation work, the principle of policy coherence for development (PCD) in particular has become an object of wide agreement even though the questions it opens up can be strongly contested. In support of these debates, a whole set of mechanisms and practices have been built up to promote the search for synergies and inform the inevitable trade-offs and arbitration that are often required.

With the advent of the 2030 Agenda, the principle of policy coherence has now been extended to cover the whole scope of sustainable development. PCSD, or policy coherence for sustainable development has thus become a reality reflected in the ‘Systemic Issues’ section of SDG17 on ‘Strengthening the Means of Implementation and Revitalising the Global Partnership’. For those familiar with the practice of PCD, the challenge of this logical but much broader extended concept is immense. Recent research has demonstrated the multiple linkages that exist across the SDGs and the effort in terms of integrated policy-making that the 2030 Agenda will require. How this might be tackled, and what useful lessons can be gleaned from past practice in promoting policy coherence to support this effort, is the subject of ongoing research at the European Centre for Development Policy Management (ECDPM), conducted by James Mackie, Martin Ronceray and Eunike Spierings.

The research tries to account for different traditions of coherence-promotion systems, which are grouped into four broad types: (i) mainstreaming, (ii) multiple-sector approaches, (iii) whole-of-government approaches and (iv) the single-sector approach to which PCD is deemed to belong. The comparison of these four approaches within an ad hoc analytical framework allows us to draw a set of lessons for the promotion of PCSD.

The analysis demonstrates that all four approaches share a number of characteristics and tools, and that in several countries PCD does seem to have pushed integrated policy-making further than most. Among other things, one of the key successes of the PCD approach has been its ability to foster ‘champions’ for the cause of developing countries inside high-income country government policy-making systems. This element of advocacy, with an official or team proactively promoting their vision of the interests of developing countries within an OECD country government, has proven it can achieve results, in particular when it focuses on a key set of issues in which the home country can make a difference, as opposed to spreading efforts too thinly over many issues. Extending this idea of a policy champion to the more complex framework of PCSD, one can imagine a set of several such agents each tasked with championing the cause of one important aspect of the 2030 Agenda, but also with working together to forge the synergies, compromises and trade-offs required to promote PCSD successfully.

The other important insight from the PCD experience that can be useful for promoting PCSD is the notion of a policy coherence system with several types of tools working together in a complementary fashion. Using this model, a PCSD system could thus be built on four types of mechanisms:

1. *Framework elements* including legal and/or political statements of intent and designated leadership.
2. *Mechanisms* including champions spearheading the PCSD system as a group within institutions
3. *Knowledge systems* for analytical capacity, data, modelling of optimised solutions and monitoring
4. *Accountability* based on transparency, reporting, peer review and scrutiny by external actors

A set of five recommendations is under elaboration: on the importance of (i) maintaining PCD as a contribution to PCSD, (ii) empowering a group of sector champions to promote PCSD, (iii) declaring a clear political commitment to PCSD, (iv) building a PCSD system, and (v) communicating on the value-added of PCSD.

Meanwhile, another team at ECDPM works on the thematic policy coherence issue of food security, with a case study on Burkina Faso to be released soon, following a previous one on Tanzania.

What are the factors for success in multi-sector approaches to sustainable development? Lessons from Nepal

by Jussi Kanner, Kehys

Integrated implementation of the SDGs can also make use of the wealth of experience in thematic multi-sector approaches. There are lessons to be drawn for example from multi-sector nutrition policies and programs, which could contribute to advancing PCSD. After all, the fundamental issue and challenge is shared: *how to get other sectors interested in and committed to an objective which emerges from outside the policy field in question?* Several internal and external factors that could contribute to successful multi-sector collaboration have been identified. Such factors include leadership, vision, capacities, organizational structures, incentives for collaboration, prioritisation, urgency of action, and economic, social, cultural, political and legal environments. Looking at the experience of Nepal's Multi-Sector Nutrition Plan (MSNP), we can already confirm some of these. The MSNP is a government plan that was launched by the National Planning Commission and signed by six line ministries. It involves a co-ordination mechanism at both national and local levels.

Two studies have been carried out documenting the factors that were key to the successful signing of the MSNP. The success factors included first the prominence of political and development agendas which led to political prioritisation, thanks to sound evidence on the multi-sector nature of nutrition and on the economic cost of malnutrition. Second, a collaborative environment was created through an inclusive participatory process involving all sectors in the planning of development. Third, an implementation guideline accompanying the MSNP strengthened the process from development planning to implementation by supporting district-level needs. Fourth, the plan involved top-down (e.g., budget) and bottom-up (e.g., consideration of contextual factors) planning simultaneously (Shrimpton et. al., 2014). As an outcome the MSNP helped create accountability in nutrition efforts in all sectors.

Also the role of advocacy, co-ordination and sustainable structures has been highlighted. A national level co-ordination group led by the National Planning Commission was set up and replicated at local level. These groups allowed not only effective co-ordination but also sustained advocacy at the national and local levels, and leadership outside the "home sector" – i.e. health.

Further work is needed exploring the existing literature on how multi-sector approaches have been successfully prioritised across various sectors. Such success stories could be instrumental in promoting integrated implementation of the SDGs. It would also be worthwhile to document efforts for PCSD and integrated approaches for SDGs in a similar fashion. Findings on why any given PCSD effort was either a success or a failure would provide valuable input for the whole community.

An argument in favour of flexibility, accountability and co-operation in the implementation of SDGs

by Elizabeth Moses-Mullard, AlphaZULU Advocates

As opposed to a “one-size-fits-all” approach, effective SDG implementation will require an understanding of the diverse interacting policy spheres specific to each country, the opportunities and challenges and being able to synergise across these interacting policy domains. Although learning from examples, sharing best practices and technical knowledge transfer are very positive steps towards strengthening institutional capacity, it is vital that policy institutions utilise these to drive changes within their own system. Also, creating democratic mechanisms that will scrutinise policies across government departments could help foster a holistic approach and the development of a more country-specific integrated set of indicators that would improve the reporting of progress on the Goals.

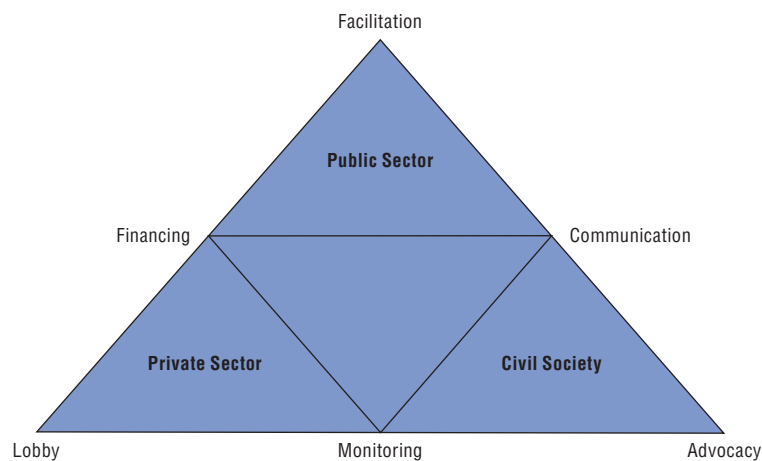
Implementing the SDGs: A shared responsibility for government, the private sector and civil society

by Ries Kamphof & Edith van Ewijk, Kaleidos Research

National governments have the ‘primary responsibility for follow-up and review [of the SDGs] at the national, regional and global levels’ according to the UN 2030 Agenda (par 47). Review of progress ‘will build on existing platforms and processes, where these exist, avoid duplication and respond to national circumstances, capacities, needs and priorities’ (UN Agenda 2030, para 74f). Given the absence of strict legally binding targets, the actual implementation of the SDG strategy is a *political* choice. Furthermore, implementation depends not only on the government as signatory of the UN Agenda, but also on the way in which other stakeholders play their role, such as regional frameworks (e.g. EU, ASEAN), the private sector and civil society. Integrated approaches in OECD countries should therefore incorporate the fact that SDG implementation is the responsibility of many actors.

As Figure 5.1 shows, at least six roles can be identified for the various actors involved in the integrated approach, namely facilitation, financing, enabling, monitoring, communication and advocacy. Together these roles and actors form the ‘SDG-implementation space’ (Kamphof and Spitz, 2016).

National, regional and local governments all have a major role to play in *facilitating* cross-sector collaboration for the SDGs. The public sector is well-placed to connect different stakeholders and stimulate knowledge exchange on cross-sector collaboration. Specific ‘coherence units’ could be set up in national ministries to take stock of progress on PCSD and interrelationships/conflicts between SDGs (Kamphof, Spitz and Boonstoppel, 2015). The same applies to the local level; for instance, municipalities can inform and involve CSOs and the private sector within their jurisdiction.

Figure 5.1. **The SDG implementation pyramid**

Source: Kamphof, R. and G.Spitz (2016).

Monitoring and reporting

The potential success of the SDGs also depends on the *monitoring and reporting* of SDG progress. International knowledge institutions such as Eurostat and OECD, as well as national institutes such as statistics offices are contributing to make the SDGs measurable. Innovative methods, such as mobile phone based surveys, could also be considered to collect data. Keeping track of this progress is also a role for governments. It is crucial that they develop strategies for monitoring the SDG process. CSOs and the private sector can also play a part in this monitoring process, for instance by making innovative technology available and helping reach target groups in remote areas.

Implementation

The *financial implementation* of the SDGs will be a major challenge. Experts estimate that implementation of the SDGs could cost up to 2-3 trillion US Dollar a year, around 4% of global GNI (African Development Bank et al., 2015). These trillions cannot be provided by national governments alone, but should be collected through innovative financing measures, via blending, taxation as well as through the private sector and the financial sector (Kamphof, Spitz and Boonstoppel, 2015) as well as through the contribution of a wide variety of actors.

Accountability

Civil society is well suited to stimulate and *ensure accountability* (i.e. through parliament) of governments in the implementation of their commitments. Many CSOs are already part of the negotiation process and are still playing an *advocacy* role. For example, CSOs in Brussels are actively campaigning for accountability and incorporation of the concept of Policy Coherence for Sustainable Development.

SDG ‘Charter’

In many countries, the private sector is also getting involved. Firms have welcomed the SDGs as a framework that includes the private sector as an important stakeholder and have participated in the negotiation process. The World Business Council for Sustainable Development (WBCSD) and the Global Reporting Initiative (GRI) have developed an SDG Compass that facilitates businesses’ assessment of the ways in which they can participate in the 2030 Agenda. In the Netherlands, several private sector giants, such as DSM, Unilever,

Friesland Campina and Philips, signed a special ‘SDG Charter’ with CSOs, government agencies and knowledge institutions. They see a specific role for businesses in relation to the SDGs through respect for human rights, conservation of natural resources, promotion of good governance, transparency and social impact reporting (Worldconnectors, 2015).

Awareness

The importance of *public awareness* is acknowledged by many stakeholders. Without information about the SDGs, citizens cannot hold their governments accountable. And without information, it is also hard for the ‘unusual suspects’, such as SMEs, local politicians or nationally-oriented CSOs, to get on board. In that sense, awareness can be seen as an *enabling* factor for cross-sector collaboration.

No ‘one-size-fits-all’

The national governments of the EU Member States take different approaches on implementing the SDGs. In many countries, the first step towards implementation of the goals consists in an exploratory process in which knowledge institutes, advisory councils and CSOs point to the changes in government structures and policies needed to transform the goals into actual policies. It is clear that there is no ‘one-size-fits-all’ solution and that most countries build on existing mechanisms.

Integrated approaches to address the interconnected SDGs

The economic, social and environmental challenges that the SDGs aim to address are increasingly complex and challenge traditional policy delineations. Yet, policy-making is mostly carried out based on sectoral perspectives and in silos, increasing the risk of unintended spill-overs and side-effects. The SDGs represent an integrated and indivisible set of global priorities that require new approaches in order to pursue several goals simultaneously, instead of narrowly focusing on any single one. Hence, a major challenge for governments consists in finding ways to enhance policy coherence and foster work across sectors, actors, governance levels and time horizons when implementing the SDGs.

Mappings of SDG interconnectedness bring out the nexuses between policy areas vividly. An interactive map where all interactions are documented in a collaborative manner, could be a formidable tool for decision- and policy-making. – Martin Ronceray, European Centre for Development Policy Management (ECDPM)

Diverse analytical tools are already available that can help policy-makers comprehend the complexity of the SDGs, identify crucial interlinkages and interactions, and formulate commensurate policies. For example, the Millennium Institute proposes an interactive “iSDG” tool for simulating the effects of specific policies on the SDGs, and is already piloting it in collaboration with the Ivorian government.

Our model provides policy-makers and stakeholders with an interactive, experimental platform to facilitate evidence-based debate and consensus-building. The model is not a one-size-fits-all but is customised to meet the circumstances and needs of specific countries and regions. – Steve Arquitt, Millennium Institute

The Stockholm Environment Institute and the International Council on Science (ICSU) have pioneered a new evaluative scale by which to gauge different forms of interactions between SDG targets (Nilsson et al. 2016). Building on this and other research, the OECD-PCD unit is currently devising a “coherence monitor” which could support policy-makers in

identifying crucial interlinkages, exploiting synergies and resolving trade-offs, while also taking into account the impact of policy decisions on the wellbeing of people “here and now”, “elsewhere” and “later”.

How targets interact is an empirical question and the answer is highly contextual (depending e.g. on natural resource base, governance, technologies and ideas of future pathways towards sustainable development). This recognition of context needs to become the starting-point when we develop tools and methods to help make sense of the interactions. – Nina Weitz, Stockholm Environment Institute

For the new “SDG mind-set” to reach its full potential, SDG policy processes should be rooted in a long-term transformational vision. The SDGs articulate such a vision of a “future we want”, aiming to reconcile and balance the ecological, economic and social dimensions of sustainability.

In addition to devising analytical tools for SDG implementation, it is also important to reflect on the ‘awareness’ of the interactions between the SDGs. If this awareness is not taken into account, we risk working enthusiastically on individual SDGs while missing the full picture. This would work against the SDGs, which are meant to be ‘indivisible’. – Ries Kamphof, Kaleidos Research

Policy integration requires fundamental changes in the way people conceptualise (policy) challenges and their interconnectedness and imagine their individual relationships with each other and the world. This could enable truly and thoroughly coherent action and transformation for sustainable development. The need for such a new vision places high expectations on educators to provide younger generations with the skills to confront these challenges, to critically scrutinise path dependencies and to identify leverage points for transformative change.

The G20 countries have agreed to a political vision of strong, sustainable and inclusive growth, based on technological innovation. But now that technico-economic progress is recognised as a means to human progress (Better Lives for the OECD and Human Development for the UN), the hegemony of economic growth has to give way to a balance between the economy, nature and society. This, it seems, is the political vision behind the SDGs. It implies systemic reform of three interacting systems with different logics. – Ron Gass

Insights from our Partners

Policy-makers cannot take strategic decisions without a clear understanding of the complex interactions and feedbacks (both positive and negative) between the different SDGs. In the first contribution to this section, the Stockholm Environment Institute presents a tool designed to improve decision-making by mapping the trade-offs between various goals and targets.

Foresight and simulation can be particularly useful tools in that they shed light on issues of policy coherence and effectiveness ahead of implementation. In the second contribution, the Millennium Institute presents and draws policy lessons from the application of a scenario-based participative model to the Côte d’Ivoire’s national development plan.

Monitoring progress in the implementation of the SDGs and keeping parties accountable requires not only vigilance, but appropriate analytical tools. In the third contribution, Patricia Almeida Ashley, Daiany do Nascimento Ferreira and Marcela Nunes Aguiar from Núcleo Girassol, Universidade Federal Fluminense, provide some interesting methodological insights and practical results based on two recent studies from Brazil.

Improving policy coherence through systemic analysis: New tools for better decision-making

by the Stockholm Environment Institute

The Stockholm Environment Institute has developed another application of the scale of interactions proposed by Nilsson et al (2016) to explore the systemic effects of the mutual influence between targets for Sweden. In contrast to previous research, this analysis treats the agenda as an indivisible whole and does not preselect a target as the entry point, but derives the most interesting relationships from a cross-impact matrix covering all 17 goals (two targets for each goal). The analysis can support decision-makers tasked with planning SDG implementation by helping them identify which targets should be prioritised in order to enhance progress on the 17 SDGs overall.

The results highlight how targets influence each other; how the achievement of one target may be inextricably linked to, facilitate or create conditions for the achievement of another target, or alternatively may limit options, clash with or make it impossible to reach another target. It further shows how much positive/negative influence a target exerts on the rest of the network and how vulnerable the achievement of a target is to impact from the network. For example, this information can be used to map out how the realisation of one ministry's priority target hinges on how a target "controlled" by another ministry is implemented, and thus reveal the need for new or deeper collaboration between them. Interestingly, results show how prioritisation of action can be altered by taking systemic effects into account and from there how policy-making informed by a comprehensive view of target interactions has a much better chance to succeed. Systemic analysis is therefore needed to guide priority-setting, strategic planning and cross-sectoral partnership-building for SDG implementation.

The study demonstrates a practical approach that is intuitively simple and can be applied in different contexts: other countries, a region or for a specific industry, for example. The methodology can easily be tailored to different levels of data availability to build on existing data, literature reviews, expert-assessment, or stakeholder inputs for assessing interactions. A key strength of this approach lies in its transparency, which is greater than in modelling approaches.

This research provides the first necessary steps towards a longer-term ambition to develop a user-friendly interactive tool that enables decision-makers or analysts to explore and analyse contextual systemic effects in practice.

Achieving policy coherence in national development and SDG planning: An application of the iSDG model in Cote d'Ivoire

by Gunda Zuellich, Matteo Pedercini, Steven Arquitt and Adedoyin Onasanya, Millennium Institute

Effective implementation of the SDGs requires integration of SDG-targeted policies into existing national development plans. However, an evaluation conducted by the Institute for Sustainable Development and International Relations (IDDRI) of the voluntary national reviews submitted by 22 countries to the 2016 High-level Political Forum concluded that "countries have as yet made little headway in the use of SDG indicators and targets to assess the progress to be made, to define public action priorities or to monitor progress

made over time. Gap analyses are generally limited to inventories of sectoral policies and/or indicators, without any forward thinking about the baseline scenario or the pathway for change” (IDDRI, 2016).

This conclusion is not surprising because integrating or mainstreaming the SDGs into national planning presents a huge challenge for policy makers and planners due to the complex web of interconnections between the SDG sectors. Below we describe the results of the pilot application of a framework designed to overcome this challenge and demonstrate how governments and other stakeholders can effectively jumpstart domestication of the SDGs in a manner consistent with the overarching theme of the 2030 Agenda.

The application aimed to assess the extent to which the Government of Côte d’Ivoire’s national plan, as outlined in the National Prospective Study ‘Côte d’Ivoire 2040’ (NPS), can attain the 17 SDGs and, if necessary, to identify policy adjustments or further interventions that may help improve SDG attainment. To conduct the assessment, the Millennium Institute collaborated with the Côte d’Ivoire Government to develop a customised Integrated Sustainable Development Goals (T21-iSDG) model for Côte d’Ivoire. The model enables broad, cross-sector and long-term analyses of policies for SDG attainment, supporting the achievement of coherent SDG strategies.³

A scenario-based approach to SDG policy integration

The T21-iSDG model uses 78 indicators, covering all 17 SDGs to evaluate SDG attainment.⁴ A target value was assigned to each indicator. The performance of each SDG was calculated by taking the average of the performance of the available indicators for each target, and then the average of the available targets for each Goal. Results for the 17 SDGs were compared under three different scenarios shown in Figure 5.1. Simulating the model allows us to assess the level of achievement of the SDGs in the three scenarios, and to identify the individual contributions of each policy as well as synergies emerging from policy interactions (Figure 5.2).

Multi-stakeholder engagement

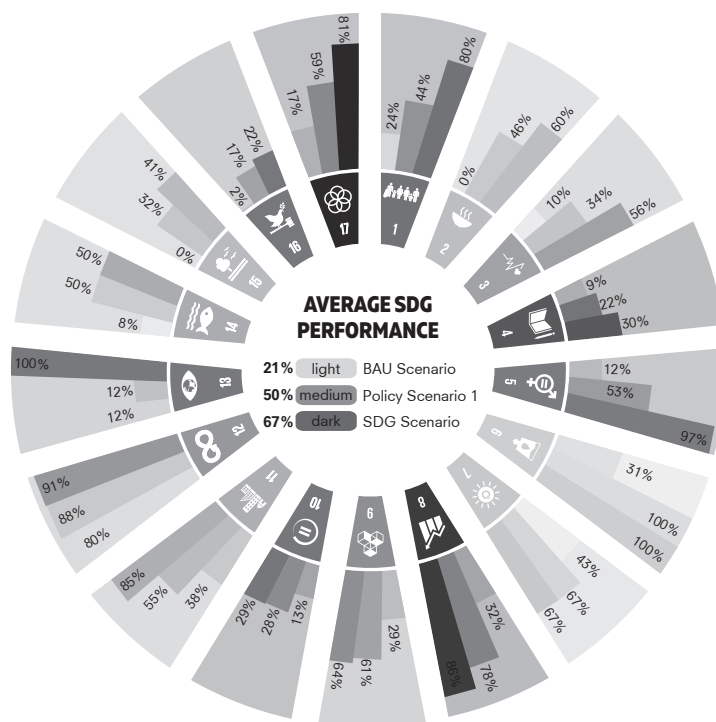
The interventions used in the SDG scenario were selected through an iterative series of simulations. These were undertaken in a multi-stakeholder workshop setting with participating officials and experts from the Government of Côte d’Ivoire and civil society, and facilitated by modelers from the Millennium Institute. The participation was facilitated with a user-friendly model interface that allows users to easily adjust policies (often government expenditure amounts) under each SDG, quickly run simulations, observe resulting behavior patterns, and compare to other policy scenarios.

The model and its scenarios thus served as a platform for discussion, and as means to create a shared systemic understanding of the interrelated nature of the SDGs. This approach increased the acceptance and support for interventions. The dialogue also helped to highlight the contribution of different sectors and stakeholders in goal attainment.

Key Findings

The degrees of attainment for each of the 17 SDGs under the three scenarios at year 2030 are summarised in Figure 5.2. The overall degree of SDG attainment for all 17 goals in Côte d’Ivoire is shown in the centre of the diagram.⁵

Figure 5.2. Cote d'Ivoire progress on the SDGs



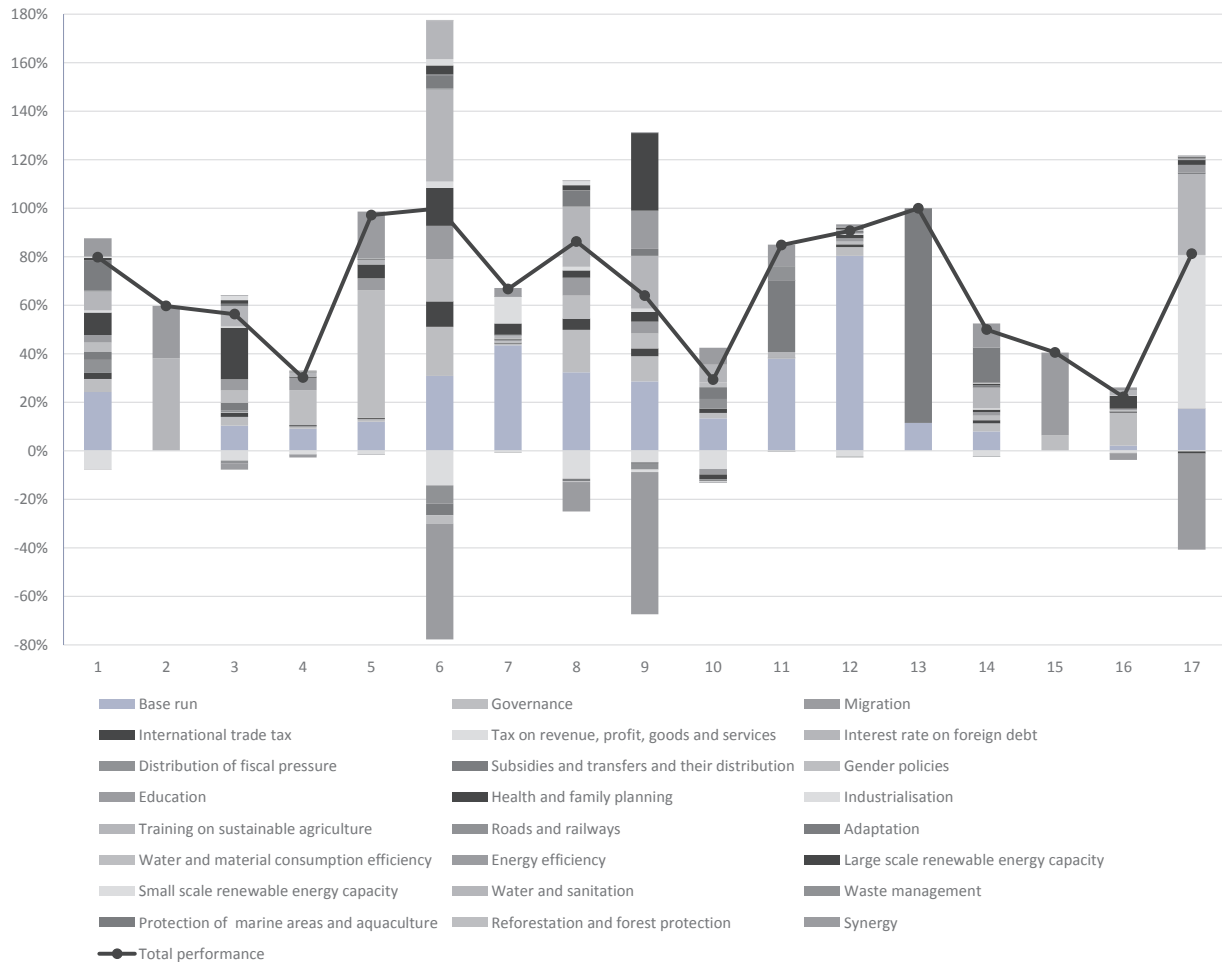
Note: The SDG wheel portrays the progress on the 17 SDGs by 2030 in three scenarios: 'Business as Usual (BAU) scenario' (i.e. no policy changes); 'National Prospective Study (NPS) scenario', reflecting the policies included in the NPS Cote d'Ivoire 2040; and 'SDG scenario' based on the NPS scenario but including a series of additional interventions for critical aspects that are not sufficiently covered in the NPS. The average SDG performance in the three scenarios is 21% (BAU), 50% (NPS) and 67% (SDG). Despite overall significant progress achieved in the SDG scenario, further efforts are needed to accelerate progress, especially on SDG4, SDG10, SDG14 and SDG15. Source: Millennium Institute.

The simulations show that the continuation of current policies (BAU scenario) leads to average achievement of the SDGs of about 21%. The level of achievement can be improved to about 50% with implementation of the policies included in the NPS. With the further strategic adjustments proposed in the SDG scenario, SDG attainment of about 67% could be achieved. This would require a major mobilisation of resources, including additional spending of about 15% of GDP (versus 4.5% in the NPS scenario), an increase in government revenues (by about 12% of GDP instead of 4%), and strengthening of redistribution and gender policies. In addition, an increase in the government effectiveness index of the order of 60% from the 2015 level (instead of 50% in the NPS scenario) and rapid implementation of these policies (as in the NPS scenario) are required. Nevertheless, even under the optimistic and ambitious assumptions of the SDG scenario, little improvement is observed for four SDGs – Goal 4, 10, 15 and 16, calling for the need to identify and assess further policy options for those goals.

The analysis also shows that interventions aimed at improving governance, health, education, gender issues, and climate change adaptation have substantial impacts across goals. Positive and negative synergies emerging from the joint implementation of all the policies included in the SDG scenario were also found. Especially for Goals 1, 2, 5, 10, 11, 14 and 15, the simulation results indicate positive synergies, in which the effects of the combined policies are greater than the sum of effects that results from implementing these policies one at a time. The positive synergies are due to the enabling conditions and reinforcing mechanisms caused by interactions between the policies. For Goals 6, 9 and 17, negative synergies were found, but overall, the contribution of synergies to the observed

results is markedly positive, highlighting the importance of integrated planning and coherent implementation of interventions directed to achieve the SDGs. Figure 5.3 shows the contribution of each policy in the SDG scenario to the performance of the 17 SDGs.

Figure 5.3. Contribution of each policy in the SDG scenario to the performance of the 17 SDGs



Note: The chart shows the contribution of each policy in the 'SDG scenario' to the performance of the 17 SDGs. The light blue colour indicates the performance in the 'BAU scenario', i.e. in case no policy change is introduced. Interventions directed to improve governance, health, education, gender issues and climate change adaptation have substantial impacts across Goals. Positive synergies among the implemented policies appear for the majority of Goals, while large negative synergies emerge in a few cases (SDG6, SDG8, SDG9 and SDG17) primarily due to overachievement, indicating possible sources of saving in resources.

Source: Millennium Institute.

Closing comments

The iSDG model is not intended to reveal an optimal policy for SDG attainment. The purpose is, rather, to support shared learning within the complex SDG system. The model provides an interactive and user-friendly platform with which users can perform virtual experiments with a wide range of policy mixes, otherwise impracticable or impossible to conduct in the real world.

The model is best used in a moderated group setting with the participation of representatives from the institutions responsible for planning and implementing SDGs, as was done in Côte d'Ivoire. Use of the iSDG model in this fashion can help users overcome "silo" planning and identify integrated and efficient pathways to SDG attainment.

Policy coherence in legal frameworks, public planning and budgeting: Two studies on the implementation of SDGs by local and federal government in Brazil

by Patricia Almeida Ashley, Daiany do Nascimento Ferreira and Marcela Nunes Aguiar, Núcleo Girassol, Uff, Brazil

In studies conducted by Núcleo Girassol on the conception, understanding and implementation of sustainable development agendas, complexity theory and actor-network analysis have been used as a framework for describing, clarifying and possibly acting on forms of transition management which integrate corporate social responsibility and sustainable development goals. Complexity theory and actor-network analysis combine multi-level, multi-actor and multi-territorial (zone and network territories) perspectives in order to highlight gaps and advancement opportunities in past and current processes seeking to elaborate or implement social responsibility and sustainable development agendas.

Two social legal studies of this kind were completed in Brazil by Núcleo Girassol between 2013 to 2016. The first study⁶ looked at the role of municipal governments in implementing sustainable development themes and goals, and considered the scope of public policies delegated to them by the Brazilian Federal Constitution. The result of the survey was a database of more than 500 laws approved by local councils in 12 Brazilian cities between 2008 to 2013 which might contribute to the sustainable development agenda. They were parsed using text content analysis in order to evaluate a set of six variables:

1. The coherence, completeness and clarity of the text of the law with regard to the financing and governance of its implementation;
2. The sector in which public policies are delegated to municipalities by the law;
3. The dimensions of sustainable development involved (environmental, economic, social and institutional);
4. The SDG themes which the law applies to, as defined by Agenda 2030 (variable TODS – 17 themes of SDGs);
5. The explicit reference to sustainable development in the text of law, indicating a strategic orientation towards sustainable development (variable OEDS – a binary variable of yes/no, 0/1);
6. The perceived potential impact of the law on the territory and citizens (if fully implemented).

Several ideas and deliverables came out of this study on municipal laws and their contribution to the themes of the Agenda 2030 SDGs. Among them, (i) an app version of the study's six-variable analytical tool for web and mobile use; and (ii) a set of instructional material targeted at public agents, social movements and organisations and designed to help build capacity in the domain of environmental education, policies and sustainable development. The synthesis in Table 5.1 shows that the SDGs have been unevenly taken up in the sample of municipal laws we studied, regardless of whether these laws have a strategic orientation towards sustainable development or not.

Another conclusion from this study is that constitutional attributions, the level of dependence of municipalities on federal funding, capacity gaps in SDG-relevant fields, geographic situation and other contextual factors affecting municipalities need to be considered when assessing the possibilities and limitations of municipal policies in terms

of implementing Agenda 2030 and other agendas for sustainable development. A further step for a follow-up study would be to check if, when and how those laws and public policies have been implemented and their impact in the short and medium term.

Table 5.1. Matrix TODS vs OEDS in the survey on 561 municipal laws of 12 capitals in Brazil

17 themes of the SDGs (TODS)	Strategic Orientation towards Sustainable Development (OEDS)		Total number of municipal laws in the database
	Yes	No	
TODS 1	0	2	2
TODS 2	3	7	10
TODS 3	0	32	32
TODS 4	7	25	32
TODS 5	0	3	3
TODS 6	9	21	30
TODS 7	0	3	3
TODS 8	8	29	38
TODS 9	4	3	7
TODS 10	0	54	54
TODS 11	16	127	143
TODS 12	43	38	81
TODS 13	7	6	13
TODS 14	0	2	2
TODS 15	10	11	21
TODS 16	6	56	62
TODS 17	4	25	29
TOTAL	117	444	561

Source: Núcleo Girassol.

The second study looked at the federal level of government from August 2015 to August 2016. This was not an easy period in which to conduct research on this subject, given the political instability and institutional crisis which Brazil went through. As a result, we had to abandon our initial research design and fall back on a strictly documental study of the officially approved national Four Year Plan (PPA 2016-2019). What looked at first like a second-best approach proved to be a fruitful exercise at the end of the day, as it revealed two different strategic orientations: one expressed by the words of the PPA, the other by its budget allocation. Thus, policy coherence has to be viewed through the lens of budgets and not only narratives.

An original method was developed for qualitative and quantitative analysis of the contribution of the PPA 2016-2019 programs to the implementation of Agenda 2030, which included:

- A matrix of content analysis of the thematic approximation of narratives in the 54 public policy programs of the PPA 2016-2019, which generated a hierarchy of Conceptual Contribution of the PPA's 54 programs towards the Agenda 2030's 17 SDGs;
- A simple quantitative analysis of the total budgeted value allocated for each of the PPA's 54 programs, which generated another hierarchy of the 54 programs of the PPA;
- A combined measure of conceptual contribution weighted by the budget allocated to each of the 54 programs for each of the 17 SDGs, which generated a Hierarchy of the SDGs in the Strategic Orientation of the Brazilian PPA 2016-2019.

The research was conducted by Marcela Nunes Aguiar, supervised by Professor Patricia Almeida Ashley and sponsored by CNPq. Ongoing efforts (the extent of which are dependent on

additional funding) seek to communicate the methods and results to relevant target audiences, including both scientists and practitioners. We continue to integrate teaching, research and extension projects at Universidade Federal Fluminense to an animated audience of a new generation of engaged students in the environmental undergraduate and graduate courses.

Quantitative and qualitative tools for tracking progress on policy coherence

Sustainable Development Goal 17 (means of implementation) includes Target 17.14, to “enhance policy coherence for sustainable development”. In order to gain a sense of where governments stand, and what their respective strengths and weaknesses are, a way to measure progress would be helpful. However, like some of the other means of implementation set out in Goal 17, PCSD lays more emphasis on processes and resources than on ultimate outcomes. It is therefore challenging to measure, or even define, a target for PCSD in a rigorous outcome-oriented way.

An interesting approach worth referring to is the “Sustainability Monitor” developed in the Netherlands which covers the three dimensions outlined in the OECD’s analytical framework on PCSD: *here and now*, *elsewhere*, and *later*, and measures Dutch sustainability performance in each of these areas. Although this might help highlight potential policy incoherencies, it tells us little about where and how these incoherencies might have arisen. Thus, additional evaluation methods are required to help policy-makers understand and correct the root causes of policy incoherence.

For example, was it insufficient inter-ministerial collaboration that created the incoherence, or were relevant actors excluded from the decision-making process? Measuring and quantifying a phenomenon as multi-faceted and complex as PCSD will always present a challenge, which explains why much theoretical and analytical work remains to be done, and should be encouraged, in this area.

Insights from our Partners

Ensuring greater policy coherence for sustainable development is a responsibility shared across a wide chain of actors, including governments, the private sector, CSOs and ordinary citizens. In the first contribution to this section, Elizabeth Moses-Mullard looks at ways in which the OECD’s PCSD framework can be expanded in order to better define the roles of these actors and facilitate the work of social volunteers.

Broad internationally comparable indices can be powerful tools for measuring progress on PCSD and spurring reform. In the second contribution, Owen Barder and Anita Käppeli draws some interesting lessons based on the Center for Global Development’s experience with their Commitment to Development Index.

Progress on PCSD relies on a multitude of factors and cannot be measured simply at one level. In the third contribution to this section, Vrajlal Sapovadia presents Green Matrix, a complex methodology spanning micro, macro and meso-levels through the combination of three different tools: a Poverty Stop Light, a Green Accounting framework and a Green Auditing framework.

New analytical tools are undoubtedly crucial, but tracking progress on policy coherence is not exclusively a technical question. In the last contribution to this section, Jussi Kanner looks at the role that civil society can (and should) play in the design of indicators and interpretation of data, based on the Finnish national monitoring, accountability and review framework on sustainable development.

Crippers, rippers and sustainers: Looking at policy coherence in action

by Elizabeth Moses-Mullard, AlphaZULU Advocates

Tracking progress on policy coherence will require a much broader and more holistic concept of “success” which integrates both the impact of policy on the priorities that are acted on and the opportunity cost of priorities foregone, measured “here and now”, “elsewhere” and “later”. AlphaZULU Advocates is currently leading research that builds on OECD’s theoretical framework of policy coherence for sustainable development – PCSD to provide evidence-based suggestions for mitigating problems associated with the politics of policy implementation. Whereas the OECD focuses on “enablers” and “disablers”, our research looks at “crippers”, “rippers” and “sustainers”. This can be a useful tool for synchronisation across social, economic and environmental policy areas. It can also help create awareness of the subtle but potentially frustrating “rippers” who take progress one step forward and two steps back. In an open letter to the previous UN Secretary-General, we made the observation that about a quarter of the UK population volunteered regularly. This in itself is an indicator of social progress which can help accelerate the implementation of the SDGs, but what does it mean for sustainable economic development? We also advocated the need for the UN to engage in an online dialogue and encourage local forums to capture the voices of volunteers directly, gather more evidence, monitor progress and reduce the exposition of volunteers to economic and social exploitation. Furthermore, we urged that Governments introduce a publicly-funded minimum stipend for volunteers thereby creating an encouraging environment for economic independence especially for youth, the unemployed and migrant populations.

Designing better tools for measuring policy coherence: Lessons from 14 years of CDI

by Owen Barder and Anita Käppeli, Center for Global Development

Successful policies for sustainable development require analytical tools to measure progress and enable mutual learning for policy makers and the public alike. But policy coherence does not just happen within a country: developing and developed countries need to work closely together to improve their policies, identify best practices and monitor their actions to achieve the SDGs.

We already have analytical tools to assess government policies that affect development, which have been in place for many years before the agreement on SDGs and from which there is much to learn, build on and incorporate for future analysis. Learning from past experience will help us avoid mistakes in the future. We should aim to establish a widely accepted and easy-to-use analytical tool for policymakers, the public and media alike in measuring our progress towards the achievement of the global goals set out in the 2030 Agenda for Sustainable Development.

The best known independent quantitative measure of policy coherence is the Commitment to Development Index (CDI), published annually by the Center for Global Development (CGD) since 2003. It was the first comprehensive index measuring the impact of rich countries’ policies on poor countries, showing how the decisions of policy-makers in 27 rich countries affect the lives of billions of people in poorer countries. It serves as a tool for assessing policy coherence and draws attention to the need to consider a range of other policies alongside aid. The CDI foreshadowed the universal agenda of the SDGs by evaluating policy in the areas of aid, trade, finance, migration, security, environment and technology, and by raising public awareness regarding the impact of policy choices on lives in developing countries. Therefore, it tells us about policy choices “here and now” (the 27 CDI

countries are all OECD member states) while also evaluating these policies in terms of their effects “elsewhere” (in non-OECD countries) and the economic, social and environmental consequences they will have “later” on the lives of future generations.

The CDI gives credit for generous and high-quality aid, financial transparency and sustainable bilateral and multilateral investment agreements. It rewards robust investments in technological research and development, policies that protect the environment, open and fair trade policies, contributions to global security, and open immigration policies. Scores are reduced for barriers to imports from developing countries, selling arms to poor and undemocratic nations, limited technology sharing, and policies that harm global public goods.

What have we learned from 14 editions of the CDI? There are several recommendations we could make for creating a tool measuring the progress of countries on the 17 SDG goals and 169 targets, as well as the links between them:

- *Data availability shapes measurement tools.* The CDI measures policy change in seven components with numerous indicators for each. In order to increase acceptance of measures, these should be transparent and build on publicly available data. The availability of data limits the choice of indicators. Finding publicly available data has sometimes been a challenge, even for the 27 CDI-countries which are among the richest countries in the world. When focusing on developing a measurement for progress in the implementation of SDGs, we should not forget this. Out of the 230 indicators for the SDGs, only 42% are Tier I, meaning they have an established methodology and regularly accessible data, according to the Interagency and Expert Group on the SDG Indicators (IAEG-SDG). As CGD has demonstrated, only 62% of Tier 1 indicators – or 25% of all indicators – could be found online in a publicly accessible format.
- *Any methodological approach designed to measure progress on policy coherence for sustainable development should be simple, straightforward and easy to replicate.* To increase its use and acceptance, the chosen indicators should be easily understandable by all involved actors: policy makers, media as well as the public in different countries. In line with our approach for the CDI, all indicators should be publicly available and transparent. Also, although we would like to measure progress in the achievement of the SDGs “here and now”, we have to be transparent about time lags in the official data used.
- As our experience with the CDI demonstrates, many countries are willing to discuss their results and learn from each other.
- *A good and successful analytical tool can have additional desirable effects.* As we have seen with the CDI, a transparent analysis can provoke debate on which policies matter and how we measure them, thereby promoting more data collection and research.
- *Although the CDI does evaluate the effect of policies “here and now” on the life of people “elsewhere”, we think it is important not to over-emphasise this division.* The development friendly policies of wealthy countries are good for us all. These policies also carry positive spillovers for the SDGs: sustainable production and consumption (goal 12) benefits people in poor and rich countries, as does global climate action (goal 13) for instance. The PCSD-Community has an obligation to make sure that we not only develop efficient and transparent tools for measuring the links between the SDGs, but that we demonstrate how the implementation of the SDGs links poor and wealthy nations and people. The latter is especially important in view of recent political developments in rich countries threatening global co-operation.

The good news is that in the last 14 years, there has been considerable progress—the CDI shows that rich countries *can* do more to fight global poverty and *have* done so. 24 out of the 27 CDI countries have improved their overall score since our first edition in 2003, thereby demonstrating that more equal international policies are possible. We have seen that wealthy countries now have a better understanding of sustainable development and of the fact that it requires action in different policy sectors that go beyond aid only. That is good news for the SDGs.

Green Matrix: Alternative solutions for measuring, tracking and monitoring the impact of the SDGs

by Vrajlal Sapovadia, Techno Consult

The ‘Green Matrix’ tool set uses a combination of three elements (a poverty stop light; green accounting; and green auditing) to monitor the impact of economic, social and environmental policy at a micro-level (individuals, families). By operating at this level, Green Matrix achieves two things. It acts as an “early warning system” that can help rapidly correct measures that are failing to fulfil their goals. It also integrates stakeholder feedback to a large degree, allowing families to trace their own poverty map and develop and implement clear plans for overcoming the problems they face. Furthermore, by breaking down the often “overwhelming” concept of multi-dimensional poverty into a series of smaller manageable problems, it makes these plans more likely to succeed.

The Poverty Stop Light

The Poverty Spotlight Methodology is aimed at vulnerable families. It helps them deal effectively with the multidimensional aspects of poverty. Poverty Stop Light is a visual tool including multiple indicators along six major dimensions: Income & Employment; Health & Environment; Housing & Infrastructure; Education & Culture; Organisation & Participation; and Interiority & Motivation. Each indicator can have three values: Red (extreme poverty), Yellow (poverty) and Green (out of poverty). These indicators are conceived to be modular and adaptable to local conditions.

Developing a framework for Green Accounting

Traditional accounting systems do not sufficiently consider non-financial forms of loss. In fact, a firm may indirectly consume social and environmental resources. Accounting systems also tend to ignore the contribution of eco-systems to human welfare as well as environmental damage. The ‘Green Accounting’ framework is an emerging sustainable development tool that provides an alternative and systematic way of incorporating the value of environmental contributions. Green accounting attempts to factor environmental costs into financial results. It is part of an emerging field that has been gaining momentum with the SDGs. There is an urgent need for methods of identification, measurement and assessment that integrate environmental variables which are not captured by traditional accounting and economic reporting. This framework can help policy-makers allocate resources, determine and adjust tax bases, and foster more equitable wealth distribution.

Developing a ‘Green Audit Framework’ that can ensure greater policy coherence in areas with important cross-border dimensions and a high poverty reduction impact

In 2015, the United Nations adopted 17 Sustainable Development Goals and 169 targets for 2030, their implementation being the collective responsibility of governments, the private sector, civil society and citizens. Achieving these goals will require a decentralised

institutional framework and, maybe even more importantly, a system of continuous independent auditing at the local level. The goals and targets interact with one other and can sometimes conflict. The **'Green Audit Framework'** is a qualitative and quantitative tool that takes account of economic, environmental and social factors. It will help ensure that results remain in synch with set targets. It will also help minimise or mitigate environmental damage due to poor alignment between targets or territorial units.

Developing tools that can track progress on policy coherence by better capturing the links between economic, social and environmental values, as well as the effects of policies on the wellbeing of current and future generations

The effective implementation of SDGs relies on co-ordinated action by different institutions and stakeholders, coupled with a monitoring system that tracks progress using a meaningful measure. The actions required to simultaneously pursue 169 targets and 17 goals are inherently complex. Outcomes will have to appreciate the many links through which economic, social and environmental values interact, as well as the effects that policies have on the wellbeing of current and future generations. Here too the main challenge consists in identifying meaningful indicators that can assist governments and international agencies in making decisions. Sensitivity analysis could help gauge the impact of variables on one another. Simulations can help track progress over multiple targets, providing insight for policy coherence.

Though institutional and governance frameworks are essential for achieving development goals, no institutional compliance mechanism is fool-proof. It is critical that stakeholders be empowered and made accountable for realising the SDGs within the given timeframe. The MDGs and SDGs were designed for a 15-year period. A country must review its performance every quarter and immediate corrective measures must be undertaken where needed. Appropriate checks and controls should be applied and kept effective at all time. Sufficient resources must be deployed, but more importantly a strong commitment by leaders is a sine-qua-non for success.

Green Matrix

Green Matrix measures impact at three levels: the Poverty Stop Light deals with micro-level impact, (i.e. on individuals and family units); Green Accounting applies to project-level impact; and Green Audit examines impact at the macro-level. A multi-pronged strategy relying on the active partnership of all stakeholders is likely to be most effective. The private sector can play a major role in the fight against climate change, notably by providing resources and expertise. So can international development agencies. Informal checks are also important. In this respect, civil society, academia, research institutes, activists, journalists, donors and the public at large can help monitor project managers and politicians and keep them on target, or reveal corruption and ensure the equitable delivery of services. Green Matrix is a development framework that tries to take account of all these levels (micro, macro and meso) and as many dimensions and actors as possible.

The role of CSOs in tracking progress on policy coherence

by Jussi Kanner, Kehys

While it is important to develop new analytical tools and use large datasets and comprehensive indices for tracking progress in PCSD, there is also a need to facilitate dialogue and provide platforms for various stakeholders to participate in the interpretation of those datasets. This is especially crucial now that the 2030 Agenda principle of Leaving No One

Behind ensures that the most marginalised and excluded communities do not fall off the radar. Civil society can play a part in facilitating such a dialogue and give voice to groups that might easily remain unheard otherwise.

In Finland, we are currently developing a national monitoring, accountability and review framework for sustainable development in a multi-stakeholder expert network, under the leadership of the Prime Minister's Office. The expert network is tasked with proposing a national 2030 Agenda indicator set, which can highlight cross-sectoral impacts of policies and thus also help monitor PCSD. The indicator set will be accompanied by various platforms to engage with academia, civil society and the private sector, as well as citizens, in order to complement the indicator analysis and assist in the regular interpretation of indicator data. Such broad-based pluralistic interpretation and analysis will be crucial for monitoring PCSD in light of the Leave No One Behind principle.

Potential areas of work

Finally, the online discussion highlighted some areas where further work and research are needed:

- *Identifying indicators for tracking progress on PCSD.* There is no agreement at present on what set of indicators should be used to track progress on the procedural element of PCSD. Yet, it is evident that such indicators are necessary in order to make the PCSD approach fully operational. While a global level indicator has already been suggested (*Number of countries with mechanisms in place to enhance policy coherence for sustainable development*), alternative and complementary indicators must be found that can track progress on the regional, national and local governance levels.
- *Focusing the analysis on the underlying causes of policy incoherence.* With much of the political discussion centred on the policy dimension of the SDGs, more attention should be paid to fostering an “SDG mindset” that can enable and guide coherent and truly transformational action towards sustainable development.
- *Facilitating the sharing of information and experiences regarding institutional adjustment and innovation for a coherent implementation of SDGs.* The recent discussions and reports on the experience of early adopters has brought forth the diversity of approaches chosen by governments to put themselves and their societies on a trajectory towards sustainable development. Instead of “one-size-fits-all” schemes, mutual learning, exchange of best practices, and country-specific adaptation could all help tailor the implementation of SDGs to different contexts.

Notes

1. There is no unique definition of the creative economy. It is a subjective concept that is still taking shape. The term appeared in 2001 with John Howkins' book “The Creative Economy: How People Make Money From Ideas”. Law for Creativity defines the creative economy as being based on people's use of their creative imagination to increase an idea's value.
2. The definition of creative industries and their relation to the parallel concept of cultural industries is an object of disagreement among academic and policy-making circles. Sometimes a distinction is made between these two terms and sometimes they are used interchangeably. The United Nations Conference on Trade and Development (UNCTAD) defines creative industries as ones that use creativity and intellectual capital as primary inputs. They constitute a set of knowledge-based activities, focused on but not limited to arts, that can potentially generate revenues from trade and intellectual property rights. Similarly, the World Intellectual Property Organization's 2003 Guide on Surveying the Economic Contribution of the Copyright-Based Industries uses the term cultural industries to refer to industries generating products with a culturally significant content that can be

reproduced on an industrial scale. The term creative industries has a wider meaning which includes all cultural or artistic production, whether live or unique, and is traditionally used in relation to live performances, cultural heritage and similar 'high-art' activities.

3. The T21-iSDG model is described in detail in *Better Policies for Sustainable Development 2016: A New Framework for Policy Coherence* available at <http://dx.doi.org/10.1787/9789264256996-en> and in the *Global Sustainable Development Report 2016* available at <https://sustainabledevelopment.un.org/globalsdreport/2015>. A demonstration version of the model, along with full documentation, is available at www.isdgs.org.
4. The indicators of the T21-iSDG model are consistent with the Inter-agency and Expert Group on Sustainable Development Goal Indicators (IAEG-SDGs). See <https://unstats.un.org/sdgs/> for a complete list of SDG targets and indicators.
5. Performance values at year 2030 should not be construed as point predictions but rather as means of comparison.
6. 'Projeto de mapeamento de políticas municipais de desenvolvimento territorial sustentável nas cidades-sede da Copa Fifa 2014 e Jogos Olímpicos Rio 2016'

References

- African Development Bank, the Asian Development Bank, the European Bank for Reconstruction and Development, the European Investment Bank, the Inter-American Development Bank, the International Monetary Fund, and the World Bank Group (2015), *From Billions to Trillions: Transforming Development Finance Post-2015 Financing for Development: Multilateral Development Finance*.
- Ashley, P.A. (2014), "Towards a territorial, multi-actor and multi-level approach for sustainable development cooperation and social responsibility policies". In: Dick Foeken; Ton Dietz; Leo de Haan; Linda Johnson. (Org.). *Development and Equity: An Interdisciplinary Exploration by Ten Scholars from Africa, Asia and Latin America*, 1ed., Leiden: Brill, 2014, v. 1, p. 105-117. ISBN 9789004269729
- Ashley, P. A. (2012). "Social responsibility in a context of change: from business and organizations to networks, markets and territories". In: Afke de Groot and Sonja Zweegers (Editors), *Global Values in a Changing World- Synergy of State and Society in a Globalized World*, Amsterdam, Society for International Development. ISBN 9789460222108
- Ashley, P.A. (coord). (2005). *Ética e Responsabilidade Social nos Negócios*, 2nd edition, Sao Paulo, Saraiva. ISBN: 9788502050679
- Ashley, P.A. and D Crowther (ed.) (2016), *Territories of Social Responsibility: Opening the Research and Policy Agenda*, New York, Routledge.
- Ashley, P.A., R.F.B. Ferraz, T.F. Albuquerque (2014), "Advancing participatory monitoring for accountability in sustainable development agenda through multi-actor and multi-level partnerships and web based tools: A case of the Agenda 21 Comperj Initiative and Ecocidades Program". In: *The World We Want Case Studies in Participatory Monitoring and Accountability: A Means of Implementation for the Post-2015 Agenda*, New York, UNICEF, UN Women and UNDP.
- Bakker, A. (2014), *Van ODA naar Internationale Samenwerking*, Internationale Spectator, p50-54.
- Christie. A.F. (2011), *Creativity and Innovation: A Legal Perspective*, available at <http://achristie.com/wp-content/uploads/2011/09/C+I-Legal-MS.pdf>.
- Dizon, M. (2009), *Reframing the debate: IP rights and human rights*, available at <https://michaeldizon.wordpress.com/2009/03/01/reframing-the-debate-ip-rights-and-human-rights/>.
- IDDRI (2016), *SDG implementation: What are the countries doing? An assessment of the voluntary reviews submitted to the High-Level Political Forum*, No. 17/16, December 2016, Governance, Institute for Sustainable Development and International Relations.
- Kamphof, R. and E. Van Ewijk (2016), *Beyond Cotonou: European development cooperation after 2020 – A perspective for CSOs*, Kaleidos Research, Amsterdam.
- Kamphof, R. and G. Spitz (2016), *Ready to change? European actors and their challenges and opportunities of the 2030 Agenda*, Ready for change? Global goals at home and abroad, Amsterdam, Kaleidos Research in Partos, Amsterdam.
- Kamphof, R., G. Spitz, G and E. Boonstoppel (2015), *Financing development now and in the future: Implications for the Netherlands and beyond*, Kaleidos Research, Amsterdam.

- Kharas, H. (2010), *The emerging middle class in developing countries*, OECD Development Centre Working Paper, vol. 285, Paris, France.
- Nilsson, M., D. Griggs and M. Visbeck (2016), *Map the interactions between Sustainable Development Goals*, *Nature*, 534(7607), p. 320–22.
- O'Connor, et al. (2016), *Universality, Integration, and Policy Coherence for Sustainable Development: Early SDG Implementation in Selected OECD Countries*, Working Paper, World Resources Institute, Washington D.C.
- OECD (2014), *Scoping the new measure of total official support for development*, paper presented to the OECD Development Assistance Committee on 3 July 2014, OECD Development Co-operation Directorate.
- Persson, Å; N. Weitz and M. Nilsson (2016), *Follow-up and Review of the Sustainable Development Goals: Alignment vs. Internalization*, *Review of European, Comparative and International Environmental Law*, 25(1), p. 59–68.
- Sapovadia, V. and P. Akash (2013), *What Works for Workers? An Empirical Research on Success and Failure of Indian Workers Cooperatives*, prepared for ILO Workshop, Geneva, Switzerland.
- Shrimpton, R., J. Crum, S. Basnet, S. Mebrahtu and P. Dahal (2014), *Documenting the process of developing the Nepal Multi-sector Nutrition Plan and identifying its strengths and weaknesses: Report of a research project*, Kathmandu, Nepal, UNICEF/European Union.
- Spitz, G., R. Kamphof and L. Hogeling (2016), *Small business, global impact? Approaches of Dutch SMEs to the Sustainable Development Goals*. Retrieved from <http://kaleidosresearch.nl/publication/small-business-global-impact/>
- Spitz, G., E. Van Ewijk and R. Kamphof (2016), *Global goals, local action? Approaches of Dutch Local Governments to the Sustainable Development Goals*. Retrieved from Amsterdam: <http://kaleidosresearch.nl/publication/global-goals-local-action/>
- Spitz, G., R. Kamphof and E. Van Ewijk (2015), *Wait-and-see or take the lead? Approaches of Dutch CSOs to the Sustainable Development Goals*. Retrieved from Amsterdam: <http://kaleidosresearch.nl/download/2015/12/2015-Discussion-paper-1-Dutch-CSOs-and-SDGs.pdf>
- United Nations (2014), *Report of the Intergovernmental Committee of Experts on Sustainable Development Financing*, United Nations General Assembly, Sixty-ninth session, New York.
- Van Ewijk, E. (2016). PFD Research: National Strategies Supporting the Implementation of Agenda 2030 – The Netherlands, Retrieved from: <http://kaleidosresearch.nl/publication/national-strategies-agenda-2030-the-netherlands/>
- Worldconnectors (2015), *Charter on the role of business, civil society and cross-sector partnerships in the Post-2015 Development Agenda*, Worldconnectors, Amsterdam.

ANNEX 5.A1

Profiles of members of the PCSD partnership

AlphaZULU Advocates

AlphaZULU Advocates is a start-up Initiative and member of the OECD PCSD Partnership, with operations in the UK and Nigeria, developing operations in the UK and Nigeria, developing strategies for advocating the global goals and for enhancing policy coherence for sustainable development. Our current projects include:

- A PPF on SDGs (Public-Parliamentary Forum on Sustainable Development Goals) launched in collaboration with the UK Parliament's Outreach and Engagement Service specifically to bring the public directly in contact with Clerks of Parliamentary Select Committees, obtain information on thematic areas of inquiries by the Committees relevant to the SDGs and contribute evidence on SDG implementation;
- Special SDGs Events which we are piloting across London Boroughs in collaboration with local environmental groups to drive advocacy from the bottom-up, engage local dialogue and encourage local SDGs action groups for local implementation of the SDGs;
- Capacity building workshops for groups seeking to link their Campaigns to the Sustainable Development Goals;
- Short term research engagement and skills development to contribute to improving policy coherence for good governance.

Center for Global Development

The Center for Global Development (CGD) is an independent, nonpartisan “think-and-do tank” that works to reduce global poverty and inequality through research and active engagement with the policy community. Headquartered in Washington, DC and with a presence in Europe through its London-based CGD Europe office, CGD engages in work that melds rigorous research with strategic outreach and communications aimed at informing, promoting, and provoking meaningful policy change. We maintain a singular focus on global economic development, addressed through a range of channels including private investment, trade, debt, migration, aid, global health, and access to finance, gender and development, technology, and energy.

CGD publishes the Commitment to Development Index (CDI). It annually ranks 27 of the world's richest countries on policies that affect the more than five billion people living in poorer nations. Those policies extend well beyond giving foreign aid, which is just one of the seven components on the CDI. It also evaluates the policies of rich countries in the following domains: trade, finance, security, environment, migration, and technology. The

CDI combines more than a hundred different indicators of rich countries' policies. Most countries do well in some categories but badly in others. Thus the CDI provides valuable information to rich countries about what policy areas they could focus on to make more of a difference to the lives of the global poor – as well as benefit their own economies. If countries all improved their policies in areas where they are lagging, that alone would have a big impact on development. The CDI is therefore a valuable policy coherence instrument for policymakers and cross-border dimensions of their policies. The Index is also intended to spark debate about the effects of rich-country policies on developing countries, and to encourage research about how best to measure them. By ranking rich countries' policy efforts, the Index hopes to inspire a race to the top— motivating advocacy inside and out of government for more development-friendly policies.

In our first fifteen years, CGD has succeeded in moving several significant ideas to action. The Center has helped inform policies of international financial institutions, the G-8 and G-20, and individual donor country governments. CGD has strong intellectual roots and thought leadership in financial innovation and results-based approaches for development, from the original design of the Advance Market Commitments (AMC) approach and its application to vaccines, malaria, agriculture, and climate change; the creation of a new cross-sector development financing mechanism called Development Impact Bonds (DIBs), currently in several pilot phases; and the Center's signature Cash on Delivery (COD) Aid approach that repositions foreign aid programs to better emphasise results, encourage innovation, and strengthen accountability. CGD also promoted a \$1 trillion package to help developing countries respond to the global financial crisis, provided the analytical foundation for Nigeria's \$30 billion debt buyback, and fostered the creation of the International Initiative for Impact Evaluation (3ie).

European Centre for Development Policy Management

The European Centre for Development Policy Management (ECDPM) is an independent 'think and do tank' working since 1986 on international co-operation and development policy in Europe and Africa. It is based in Maastricht and in Brussels.

ECDPM has a long history of dealing with the impetus for policy coherence and the frameworks that have resulted from it, mainly but not only in EU countries. This involvement takes the form of publications: landmark studies and contribution to others; country case studies as well as thematic research on areas of expertise such as food security or technical aspects such as indicators – to quote only a few recent works.

The latest study discusses the respective roles and ways forward for PCD and PCSD in the 2030 Agenda, and it is presented within this collective work.

ECDPM also contributes to debates on coherence by engaging with decision makers and organising workshops for practitioners and for the broader public. It also manages a Policy Coherence Community of Practice bringing together several OECD donors with particularly advanced policy coherence systems, which convenes biannually.

Kaleidos Research

Kaleidos Research is a research organisation based in The Netherlands. Its work focuses on global issues, sustainability of nature and society, global citizenship and development education. We co-operate with and work for governments, political and social organisations, the business community and the academic sector.

Kaleidos Research conducts policy research, as well as evaluation and opinion research. In its research on the UN Agenda 2030 and SDG implementation, Kaleidos Research uses a wide variety of methods, both qualitative and quantitative. In doing so, Kaleidos Research tries to include behavioural and attitudinal dimensions into more traditional policy analysis. It also aims to make knowledge available to a broader public, by writing accessible articles for public media and developing innovative dissemination tools. The Kaleidos Research YouTube Channel notably proposes a 90-second movie explaining the Sustainable Development Goals.

Kaleidos Research has already published extensively on the UN Agenda 2030 and SDG implementation. It is conducting research on multiple SDG-related topics, as well as on diverse societal actors and stakeholders involved in enhancing Policy Coherence for Sustainable Development. As a result, Kaleidos Research has explored Dutch CSOs' willingness to work on SDG implementation (Spitz et al, 2015), as well as that of local governments (Spitz et al, 2016) and Small and Medium Sized Enterprises (Spitz et al, 2016). Furthermore, Kaleidos Research has reviewed SDG implementation in The Netherlands (Van Ewijk et al, 2016), across EU Member States (Kamphof and Spitz in Partos, 2016), its relation with Financing for Development (Kamphof et al, 2015) and policy coherence for sustainable development in EU development co-operation (Kamphof and Van Ewijk, 2016). Forthcoming publications include the role of the private sector in SDG governance (Kamphof, 2017, forthcoming).

Kaleidos Research is part of Stichting NCDO. The Stichting NCDO hosts a multi-media platform on sustainable development topics (www.oneworld.nl). It is also a member of the multi-stakeholder Dutch 'SDG charter' (www.sdgcharter.nl). Kaleidos Research is a research organization with a mission. We use our expertise and drive for analytical excellence to contribute to a more just and sustainable world.

Kehys

The Finnish NGDO Platform to the European Union, Kehys, is an advocacy network of Finnish NGOs that are interested in the European Union's efforts to reduce poverty globally. Kehys works for Policy Coherence for Sustainable Development: better and more coherent policies in the fields of human development, security and development, and green and sustainable economy. Kehys also works for active citizenship and a stronger civil society. Kehys has approximately 40 member associations, Finnish NGOs working on development issues.

Kehys promotes PCSD in Finland in national multi-stakeholder platforms, the National Commission for Sustainable Development and the Development Policy Committee. Kehys works actively in European and global networks including CONCORD, SDG Watch, Action 4 Sustainable Development, International Forum of Platforms and Bridge47.

Lady Lawyer Foundation

The Lady Lawyer Foundation (LLF) is a non-governmental organisation established in December 2014 with the aim to:

- put human right standards at the heart of global governance and policy-making and to ensure that the needs of the poorest and most vulnerable are addressed worldwide;
- provide a trusted, impartial space for dialogue and independent analysis in order to deepen the understanding of human rights challenges;

- address problems for which the law may be unclear, where accountability and responsibility may not be well-defined, and where legitimate dispute settlement mechanism may be non-existent or poorly administered;
- raise corporate standards and strengthen public policy to ensure that the activities of companies do not contribute to human rights abuses, and in fact lead to positive solutions.

Since 2015, May, LLF has joined United Nations Global Compact (UNGC), pledging to participate in and engage with UNGC in the following ways:

1. engaging with Global Compact Local Networks;
2. joining and/or proposing Partnership Projects on Corporate Sustainability;
3. engaging companies in Global Compact-related issues;
4. joining and/or supporting special initiatives and workstreams;
5. providing commentary to companies on Communications on Progress;
6. participating in Global Compact global and local events, according to engagement options.

Since 2015, LLF has become an Organizational Partner of the Athena Film Festival (<http://athenafilmfestival.com/get-involved/organizational-partners/>).

LLF supports initiatives which are consistent with UN Goals:

- in 2015, it signed The Paris Pledge for Action;
- in 2016, it signed the UNGC Anti-Corruption Call to Action and involved with UNGC Campaign Ask Stock Exchanges to Issue Voluntary Reporting Guidance;
- in 2016, it committed to the Agenda for Humanity (<http://www.agendaforhumanity.org/explore-commitments/indv-commitments/?combine=Lady+Lawyer+Foundation#search>)

LLF focuses on Cultural and Creative Industries (CCIs) as areas that are central to corporate leadership today and essential for the transition to sustainable markets, and in particular the so-called F.A.M.E. sector (F – Fashion A – Art M – Music E – Entertainment). Within this framework, it has realised Lady Lawyer Fashion Archive (LLFA) (<https://ladylawyerfashionarchive.wordpress.com/>), a collection constituted of more than 500 different pieces from five continents, illustrating the link between fashion industry, Human Rights and Sustainable Development Goals.

Millennium Institute

The Millennium Institute (MI) is a non-profit, non-governmental organisation passionate about improving the welfare of individuals on every continent by working with stakeholders to meet the challenges of sustainable development. Our vision is a world in which decision makers apply a systemic perspective to bring about a sustainable, equitable, and peaceful global society. We use the System Dynamics modeling method to develop customised policy simulators that examine multiple development futures, and together with stakeholders, identify policy choices that leverage positive synergies and minimise or mitigate the unintended consequences of policy decisions. In our three decades of experience, we have assisted more than 40 nations and regional groups throughout the process of identifying goals and strategies that offer all people access to food, water, health care, education, and equal opportunities for women and men.

To support implementation of the 2030 Agenda, the MI has developed the Integrated Sustainable Development Goal (iSDG) model, an interactive policy simulation tool that helps stakeholders concerned with achieving the SDGs to make sense of the complex and interlinked SDGs system, and to design efficient pathways towards the goals. The simulator can be used by policy-makers, program planners, implementation and evaluation specialists, and other stakeholders across government and society. Its key strength is its ability to simulate a broad variety of policies simultaneously. This enables the assessment of positive and negative synergies, which is essential for coherent policy design and for effective resource allocation.

At MI, we approach our work differently than others: The iSDG policy simulator is customised in consultation with stakeholders to create a unique tool that reflects the dynamic structure and mechanisms of the country. We then perform scenario analyses of proposed interventions to understand their impacts, coherence, synergies, and bottlenecks. The stakeholder engagement process ensures that all perspectives are heard and considered in the policy decisions. From the insights obtained, we provide a report of SDG policy options and recommendations, which can be used to report progress to the UN. We also train stakeholders to use the simulator for ongoing policy analysis and to monitor country progress towards the SDGs.

The simulator has been applied in Cote d'Ivoire and is currently being applied in Senegal and Malawi. MI's objective is to apply the simulator in all the UN member states.

Núcleo Girassol

Núcleo Girassol de Estudos em EcoPolíticas e EConsCiencias is an interdisciplinary research group registered in the Information Science section of the Brazilian CNPq directory. It has its home in the Department of the Geoenvironmental Analysis, at the Institute of Geosciences of Universidade Federal Fluminense. The co-ordinator is Professor Patricia Almeida Ashley.

Núcleo Girassol engages in research projects, teaching and outreach around two thematic fields: education for citizenship, social responsibility and sustainable development; and public governance and policies for sustainable development. These two fields were defined as a result of previous research and outreach projects investigating:

1. The different understandings and approaches to corporate social responsibility within Brazil and between Europe and the USA (Ashley, 2005);
2. The challenges created by global supply chains according to the institutional conditions of each different countries and in international trade and investment foreign policies (Ashley, 2012);
3. The search for a global agenda reconciling the agendas in the fields of corporate social responsibility, development and equity (Ashley et al, 2016; Ashley, 2014);
4. The challenge of implementing the local sustainable development plans of Agenda 21 into coherent municipal public policies in Brazil, based on an integrated comparative case study of 14 municipalities and a short course on leadership for sustainable development for 53 members in 14 Local Agenda 21 areas (Ashley et al, 2014).

The lessons drawn from these projects and other experiences contributed to a deconstruction of the beautiful narratives generated by corporate social responsibility and sustainable development agendas, even when these narratives are well-intentioned and result in impressive constructs for global, regional, national or local government

or governance arenas, in both mandatory or voluntary form. When we study the issue empirically, we often find the incongruent or divided mental models of ‘decision-makers’ expressed in new laws, policy plans, course curriculum, propaganda, production and consumption values and behavior.

Stockholm Environment Institute

The Stockholm Environment Institute (SEI) is an international non-profit research organisation that has worked on environment and development issues, from local to global policy levels, for more than a quarter of a century. SEI aims to shift policy and practice towards sustainability, always in close collaboration with stakeholders.

SEI has a comprehensive approach to its work on Agenda 2030 which involves providing evidence-based policy support, designing tools and methods, creating space for knowledge exchange, and undertaking research on integrated approaches to policy implementation. Some of the most significant outputs produced during 2016 include journal articles and reports examining policy coherence for sustainable development (PCSD) as a conceptual basis for SDG implementation and the nature of commitments that countries have made (O’Connor et al, 2016); implications of different types of follow-up and review arrangements (Persson et al, 2016); as well as the development of a draft mapping framework for understanding SDG interactions (Nilsson et al, 2016). The latter garnered significant attention among international organisations, governments and national agencies as a means of analysing interactions between goals and targets. Building on this, previous work on policy coherence and cross-impact balance methods, SEI expanded its work on systemic analysis of the SDGs with the objective of helping decision-makers account for these effects in strategic planning.

During 2016 SEI remained a key partner of the Independent Research Forum (<https://www.irforum.org/>); the OECD Policy Coherence for Sustainable Development Partnership (<http://www.oecd.org/pcd/thepcsdpartnership.htm>); contributed to the NDC Explorer (klimalog.die-gdi.de/ndc) and the International Council for Science’s (ICSU) worked on the SDGs; and engaged with governments to support their SDG implementation, including the development of a Nordic programme on the SDGs for the Nordic Council of Ministers.

Techno Consult

Techno Consult is a consultancy firm engaged in providing services to MSMEs and co-operatives to improve their performance as measurable on a triple bottom line. We believe that business is only sustainable if it operates across the value chain; keeping in mind the need to generate benefit on the economic, social and environmental front. In its endeavour to help MSMEs and co-operatives become active agents for the SDGs, Techno Consult is specialised in the application of Green Matrix tools, Green Auditing and Green Accounting. Our consulting services cover the design of cost strategy, cost reduction and quality control based on planned annual growth integrating environmental and social cost benefit analysis. As a social enterprise, Techno Consult works on principles of equity, ethics and entrepreneurship in three spheres - client, end users and society. Techno Consult provides consulting advice based on solid research and evidence. The firm’s intellectual team is headed by Dr. Vrajlal Sapovadia, former faculty member at the Indian Institute of Management. Other members of the team include Dr. Swetha Kolluri, a Yale scholar, and Dr Sweta Patel. Techno Consult believes that co-operative organisations are an ideal vehicle for implementing the SDGs, and hence its services to co-operatives are given a high priority.

Centre for Socio-Eco-Nomic Development (new Partner)

The Centre for Socio-Eco-Nomic Development (CSEND) is a non-governmental research and development organisation (NGRDO) registered in Geneva since 1993. CSEND is ECOSOC accredited and holds special consultative status.

CSEND representatives have provided inputs to the UN DESA HLPF process over the last four years as members of UN DESA Expert Group on the future directions and network of scientific contributors, (2013) , on the Agenda-setting for the high-level political forum on sustainable development implementation (2014) , as moderator of HLPF session in 2015 and as member of drafting committees preparing chapter on the science-policy interface and on Chapter 6 with special focus on LDCs, LLDCs and SIDS (2015). <http://www.csend.org/publications/negotiation-a-diplomacy/item/382-deliberation-on-post-mdg-2015-development-agenda>.

Representatives of CSEND are members of the academic network of the OECD Guidelines on Responsible Business Conduct for multinational enterprises as well as members of the UNECE steering group on PPPs (SDG 17). CSEND research focuses on policy coherence issues e.g. relating to CBD vs WTO, TRIPS vs WHO, COP21+ vs WTO, FTA vs Labour Rights, and Right to war vs. Respect of Geneva Conventions.

Diplomacy Dialogue, a branch of CSEND, specialises on dialogue between state and non-state actors and the different forms of conflict resolution through bilateral, plurilateral, multilateral and multi-stakeholder negotiations.

Subsequent to large institution development projects in China, Slovenia, Russia and Bolivia, CSEND experts deepened their understanding of the factors which can ensure effective interministerial policy co-ordination and policy consultation (PCC) which are needed to successfully implement the SDGs.

Effective PCC eliminates policy programs that duplicate actions and regulations. PCC is a necessary element to manage cross-cutting issues of policy-making inherent in the implementation of SDGs.

ORGANISATION FOR ECONOMIC CO-OPERATION AND DEVELOPMENT

The OECD is a unique forum where governments work together to address the economic, social and environmental challenges of globalisation. The OECD is also at the forefront of efforts to understand and to help governments respond to new developments and concerns, such as corporate governance, the information economy and the challenges of an ageing population. The Organisation provides a setting where governments can compare policy experiences, seek answers to common problems, identify good practice and work to co-ordinate domestic and international policies.

The OECD member countries are: Australia, Austria, Belgium, Canada, Chile, the Czech Republic, Denmark, Estonia, Finland, France, Germany, Greece, Hungary, Iceland, Ireland, Israel, Italy, Japan, Korea, Latvia, Luxembourg, Mexico, the Netherlands, New Zealand, Norway, Poland, Portugal, the Slovak Republic, Slovenia, Spain, Sweden, Switzerland, Turkey, the United Kingdom and the United States. The European Union takes part in the work of the OECD.

OECD Publishing disseminates widely the results of the Organisation's statistics gathering and research on economic, social and environmental issues, as well as the conventions, guidelines and standards agreed by its members.

Policy Coherence for Sustainable Development 2017

ERADICATING POVERTY AND PROMOTING PROSPERITY

With the adoption of the 2030 Agenda for Sustainable Development, all nations committed to a set of universal, integrated and transformational goals and targets, the Sustainable Development Goals (SDGs). Translating the new vision of the SDGs into action is a major challenge. This year, Ministers will gather at the High-Level Political Forum of the United Nations to take stock of progress, with a particular focus on eradicating poverty and enhancing prosperity in a changing world.

Against this backdrop, *Policy Coherence for Sustainable Development 2017* seeks to inform policy making by showing how a policy coherence lens can support implementation efforts, drawing on OECD evidence and analysis. It identifies challenges and good institutional practices for enhancing policy coherence in SDG implementation, drawing on the experience of the early implementers of the SDGs.

The report introduces eight building blocks for policy coherence for sustainable development as well as a conceptual “coherence monitor” to track progress on policy coherence. It also includes an analysis of the nine OECD countries’ voluntary national reviews which were presented at the 2016 High-Level Political Forum of the United Nations (Estonia, Finland, France, Germany, Mexico, Norway, Korea, Switzerland and Turkey).

Consult this publication on line at <http://dx.doi.org/10.1787/9789264272576-en>.

This work is published on the OECD iLibrary, which gathers all OECD books, periodicals and statistical databases. Visit www.oecd-ilibrary.org for more information.

