



# SAFE PATHWAYS FOR REFUGEES IV

OECD-UNHCR study on  
pathways used by refugees


linked to family reunification, study programmes  
and labour mobility between 2010 and 2022



This document was jointly prepared by the OECD and UNHCR. The arguments expressed and opinions employed herein do not necessarily reflect the official views of OECD member countries or UNHCR. This document is for general distribution. All rights reserved. Reproductions and translations are authorized, except for commercial purposes, provided the source is acknowledged.



© United Nations High Commissioner for Refugees, May 2024

 *Refugee family from the Democratic Republic of the Congo reunites in Greece after spending years apart.*  
© UNHCR/Socrates Baltagiannis

# TABLE OF CONTENTS

	<b>FOREWORD</b>	5
1	<b>HIGHLIGHTS (2010–2022)</b>	6
2	<b>BACKGROUND</b>	7
3	<b>METHODOLOGY, SCOPE AND DATA LIMITATIONS</b>	8
4	<b>ANALYSIS OF ADMISSION TRENDS</b>	10
4.1	By type of permit.....	11
4.2	By destination country.....	14
4.3	By population.....	17
5	<b>RECOMMENDATIONS TO STATES</b> to improve data collection on complementary pathways for admission	26
6	<b>CONCLUSION</b>	27
7	<b>REFERENCES</b>	31
	<b>ANNEX I</b> – Compliance of the data collected with definitions	35
	<b>ANNEX II</b> – Data by nationality and country of destination, 2022	39
	<b>ANNEX III</b> – Data by nationality and permit type, 2010–2022	42
	<b>ANNEX IV</b> – Data by permit type and country of destination, 2013–2022	43
	<b>ANNEX V</b> – Worldwide population of refugees and Venezuelans displaced abroad by country of origin (end-year figures)	64

# FOREWORD

Expanding access to complementary pathways and family reunification is a key objective of the Global Compact on Refugees. To connect refugees to safe pathways, systems must be adapted and scaled to individuals who have been affected by forced displacement. Such efforts can alleviate the pressure on countries generously hosting refugee populations, boost refugee self-reliance, and benefit destination countries.

In December 2023, the international community came together for the second convening of the Global Refugee Forum. States, international organizations, refugee-led organizations, civil society, private sector actors and others joined forces and made concrete commitments in support of refugees. These commitments, also known as pledges, seek to lift the barriers keeping refugee families apart, preventing displaced individuals from relocating for work or study purposes, and blocking sponsorship opportunities.

As we move from commitment to action, this update to the “Safe Pathways for Refugees” report is a tool to monitor progress and gaps and inform the next steps of stakeholders in meeting their pledges.

Data included in this study from the Organisation for Economic Co-Operation and Development (OECD) and the Office of the United Nations High Commissioner for Refugees (UNHCR) indicate that nearly 2.3 million individuals from seven nationalities were issued entry permits by OECD countries and Brazil between 2010 and 2022, with over 240,000 granted in 2022. Behind each of these figures are people who

have worked to build a new life in communities that have generously welcomed them.


The study also confirms that, except for 2020 during the pandemic, we have achieved the benchmarks laid out in Roadmap 2030 and, so far, exceeded the cumulative target. The foundation has been made, but to continue meeting our targets, systems must be built to include refugees in mobility frameworks. This requires moving beyond individual admissions and small refugee-specific education and employment pathways pilots towards addressing the barriers preventing family reunification and increasing opportunities for named sponsorship. Refugees need to be better included in migration streams with their protection needs guaranteed, machine-readable travel documents should become widely available to more refugees, and States, private actors, international organizations and other key actors need to step up their actions.

In a global context of increasing displacement, it is vital to create more safe and legal pathways for refugees to be able to build their lives away of war, conflict and persecution.



**Stefano Scarpetta**

Director for Employment Labour  
and Social Affairs, **OECD**



**Ruvendrini Menikdiwela**

Assistant High Commissioner for  
Protection, **UNHCR**

# 1

## Highlights 2010–2022



Nearly **2.1 million nationals** from seven origin countries associated with large numbers of refugees<sup>1</sup> arrived in OECD countries and Brazil for family, work and study purposes from 2010 to 2022.



Family permits make up **63 per cent** of all permits granted, with over 1.32 million issuances over the reported period; family reunification is a rights-based pathway that protects family unity.



Student and labour permits amount to **19 per cent and 18 per cent** of all permits granted, with a total ca. 394,000 and 378,000 permits issued, respectively; these skills-based pathways allow individuals to access education and livelihood opportunities.



In addition to work, study and family permits, a further ca. **170,000 individuals** arrived in OECD countries during this period via sponsorship pathways streams to Canada and Australia, relying on connections to groups and individuals in the host country.



2.1 million permits : 710,000 resettled refugees<sup>2</sup>—The number of first-time residence permits for family, work, and education purposes for refugees of the seven nationalities covered in the report versus refugee arrivals of these nationalities via resettlement. This represents a ca. **3:1 ratio** between these permits to resettlement.



During the entire reported period of data collection, the highest number of permits for the studied nationalities were granted by **Germany, the United States, Sweden, Canada, and the United Kingdom.**

<sup>1</sup> Afghanistan, Eritrea, Iran, Iraq, Somalia, Syria, Venezuela

<sup>2</sup> Source: UNHCR Refugee Data Finder (2024)

# 2

## Background

### WHAT IS IT?

This is the fourth edition of “Safe Pathways for Refugees,”<sup>3</sup> a publication series that forms part of an ongoing joint project between UNHCR and OECD to address information gaps and build a foundation of evidence on complementary pathways. The project began in 2018 and compiles statistical information from 37 OECD countries and Brazil between 2010 and 2022. It focuses on the pathways of family reunification, education, and labour mobility of seven nationalities (Afghans, Eritreans, Iranians, Iraqis, Syrians, Somalis, and Venezuelans); ongoing work aims to expand analyses to humanitarian admissions and further incorporate information about named sponsorship permits. This latest edition provides an update including new data for 2022 and some revisions to earlier figures as part of a continuous effort to improve the existing evidence base on complementary pathways.

### WHY DO WE NEED IT?

The Global Compact on Refugees (GCR),<sup>4</sup> affirmed in 2018, has laid out the objective to expand access to third country solutions including resettlement opportunities as well as complementary pathways for the safe admission of refugees. Complementary pathways supplement the refugee resettlement system by offering additional safe and legal admission avenues to refugees and other persons in need of international protection who are outside their country of origin and are seeking opportunities in a third country.<sup>5</sup> Complementary pathways for admission should contribute to a progressive approach to solutions, ensuring access to rights and opportunities that can help meet needs

and lead to a comprehensive solution. Findings from the first round of this joint OECD-UNHCR project were used to establish a global target on complementary pathways in “The Three-Year Strategy (2019–2021) on Resettlement and Complementary Pathways” (3YS), a multi-stakeholder, multi-sectoral blueprint on the process of the GCR objective of expanding third country solutions.<sup>6</sup> Following up on the 3YS, in June 2022 the “Third Country Solutions for Refugees: Roadmap 2030” (hereafter Roadmap 2030)<sup>7</sup> set the target of 2.1 million admissions via complementary pathways between 2019 and 2030. However, Roadmap 2030 notes the difficulty of tracking progress against this target, due to lack of data. This joint OECD-UNHCR project sets out to address this need for systematic and harmonized data collection on the use and availability of complementary pathways to build a robust evidence base. As such, the “Safe Pathways for Refugees” report series is a flagship publication on complementary pathways data allowing us to assess the impact of pathways programmes more effectively and to centre evidence-based programming.

### LOOKING FORWARD

Roadmap 2030 provides updated information on enabling actions, along with short- and medium-term activities, more in-depth review of the third country solutions of family reunification, education, labour mobility, and other complementary pathways. In 2023, Roadmap 2030 notes the need for stocktaking aligned with the 2023 Global Refugee Forum (GRF). With multistakeholder pledges formed at the 2023 GRF on resettlement, skills-based complementary pathways, family

- 3 First edition: OECD–UNHCR, “[Safe pathways for refugees: UNHCR-OECD study on third-country solutions for refugees: family reunification, study programmes and labour mobility](#)”, December 2018;  
Second Edition: OECD–UNHCR, “[Safe pathways for refugees II: UNHCR-OECD study on third-country solutions for refugees: Admissions for family reunification, education, and employment purposes between 2010 and 2019](#)”, March 2021;  
Third edition: OECD–UNHCR, “[Safe pathways for refugees III: UNHCR-OECD study on pathways used by refugees linked to family reunification, study programmes and labour mobility between 2010 and 2021](#)”, June 2023.
- 4 See the United Nations, “Global compact on refugees”, Booklet edition, [www.unhcr.org/5c658aed4](http://www.unhcr.org/5c658aed4), December 2018.
- 5 Third country: a receiving State different from the country of origin and current country of residency in which a person has sought protection (host country).
- 6 UNHCR, “[The Three-Year Strategy \(2019–2021\) on Resettlement and Complementary Pathways](#)”, July 2019.
- 7 UNHCR, “[Third Country Solutions for Refugees: Roadmap 2030 – The next phase of the Three Year Strategy on Resettlement and Complementary Pathways \(2019-2021\)](#)”, June 2022.

reunification, sponsorship and travel documents, there is continued momentum and commitment towards achieving the goals in Roadmap 2030. To support the process, the “Safe Pathways for Refugees” report remains essential to informing

stakeholders about progress towards achieving the Roadmap 2030 vision of admitting 2.1 million refugees via complementary pathways between 2019 and 2030.

## 3 Methodology, scope and data limitations

Generally continuing with the methodology of the 2023 joint report, this issue of the report expands the data collection exercise with figures for 2022 to reflect recent displacement trends (OECD-UNHCR, 2023).

The data collected in this project cover nationals of Afghanistan, Eritrea, Iran, Iraq, Somalia, Syria, and Venezuela, entering OECD countries and Brazil with regular visas or stay permits that may be related to complementary pathways for admission to third countries. These nationalities have been selected on the basis of several indicators and factors, including their high representation in the global refugee population and their particularly high recognition rates.<sup>8</sup>

For the purpose of this study, permits are considered as any first-time authorization issued by a receiving country to lawfully allow a foreign national to enter the country for family reunification, work or study purposes. Moreover, the report includes some figures on admissions via sponsorship pathways where available. Data are collected directly from OECD member countries and Brazil based on first-time permits issued during the 2010–2022 period. Following from the above definition, the data do not cover recognized refugees, asylum-seekers, or other individuals already residing in the country.<sup>9</sup>

The figures presented in this report are indicative of refugee admissions through complementary pathways, with a few caveats. First, while

representing the widest-ranging data collection effort on complementary pathways admissions currently available, the coverage of this report remains selective in terms of countries and populations captured. Following from the focus on the seven nationalities listed above, several other nationalities with large global refugee populations are not captured in this report. In particular, South Sudan, Myanmar, the Democratic Republic of the Congo, Sudan and the Central African Republic have refugee populations of over half a million people,<sup>10</sup> exceeding the refugee populations of some of the nationalities chosen for this report.<sup>11</sup> Ongoing work seeks to expand coverage to include further key refugee populations in future editions of this report.

Data were available for a total of 38 countries, including all OECD countries except for Türkiye, plus Brazil. The unavailability of comparable data for Türkiye is an important source of undercoverage, as Türkiye is a key host country for refugees from Syria, Afghanistan, Iraq and Iran (four out of seven nationalities covered under the current report).<sup>12</sup> With the exception of Brazil, non-OECD countries—including some major refugee hosts—also fall outside the scope of coverage in this study.

The report aims to reflect individuals in need of international protection admitted to an OECD country and Brazil for the purposes of family reunification, employment or education, following an initial stay in a first country of asylum where

**8** See previous report “Safe Pathways for Refugees III (OECD-UNHCR 2023)” for more details.

**9** For more information on types of permits covered, please refer to “Safe Pathways for Refugees III (OECD-UNHCR 2023)”.

**10** Source: UNHCR Refugee Data Finder (2024)

**11** Ukrainian nationals, who fled since 2022 and are beneficiaries of the EU’s Temporary Protection Directive (Council Directive 2001/55/EC) in Europe and similar schemes in other OECD countries, are also not covered by this analysis.

**12** In 2021, Türkiye was host to 61 per cent of the combined population of refugees from the seven countries of origin receiving 16 per cent of new asylum applications from the seven nationalities to OECD countries between 2010 and 2022 (UNHCR 2024).



they sought protection. However, government statistics on first-time residence permits or other administrative data sources in general do not enable refugees, persons in a refugee-like situation or persons with a refugee background to be identified unless they hold an asylum or humanitarian-related permit.<sup>13</sup> The figures presented in this report may therefore include people who were admitted directly from one of the seven countries of origin (Afghanistan, Eritrea, Iran, Iraq, Somalia, Syria, Venezuela) and thus may not have crossed an international border to meet the definition of a refugee prior to arrival in an OECD country.

Given the high asylum recognition rates of nationals from the seven countries of origin considered (see Annex V for details), it can however be assumed that a large number of individuals covered in this study would have a well-founded refugee claim.

Further, this data collection exercise focuses on first-time permits granted, excluding permit renewals or status changes in the destination country to avoid double-counting individuals in the data. Nevertheless, double-counting may occur in a few cases where the renewals and status changes could not be extracted from a country's permit data (see Annex I for details). Further, a few countries count native-born

children of foreign nationals under the residence permit of their parents, although to our knowledge this is not likely to lead to a large overestimation.

The definitional focus on first permits issued for entry into the host country excludes individuals who obtain a visa or status regularization following their entry into the country—which is notably the case for a large population of Venezuelans residing in Chile and Colombia. Finally, while data availability improves year to year, some gaps remain for specific country-year figures, but these represent a relatively small percentage of undercoverage.

The figures in this report are based on the latest available data in each reporting country. As a result, some past figures have been revised compared to prior editions of this report, reflecting changes in the source data due to new information becoming available, corrections, and/or changes in reporting systems. To ensure accuracy, we recommend relying on the latest available edition of the report, noting that previously published time series are not always comparable.

In addition to the above summary, Annex I provides a detailed description of the compliance of the data collected with definitions by permit type and host country.

*“ Envisioning refugees as reservoirs of talent and opportunity, rather than merely vulnerable individuals, has been the cornerstone of my work. [...] It's crucial to remember that labor mobility is an additional, not exclusive, support mechanism. Labor mobility complements, not replaces, broader refugee support and protection, urging us to innovate and avoid oversimplifying the refugee experience. ”*

Mustafa, refugee advocate in Canada

<sup>13</sup> For further information, please see the definitions and concepts contained in the 2018 [“International recommendations on refugee statistics”](#), prepared by the Expert Group on Refugee and Internally Displaced Persons Statistics.

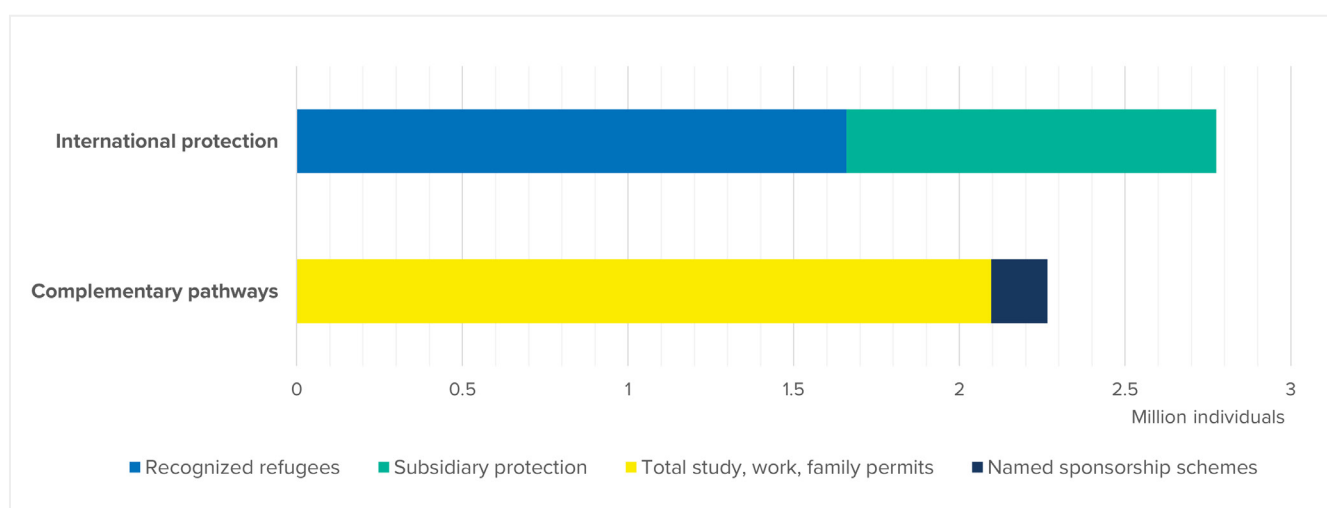
# 4 Analysis of admission trends

Over the 2010–2022 period, a combined total of over 5.8 million new asylum applications<sup>14</sup> were submitted in OECD countries and Brazil by nationals of Afghanistan, Eritrea, Iran, Iraq, Somalia, Syria and Venezuela. In the same period, ca. 2.1 million first-time residence permits were granted by OECD countries and Brazil to nationals of the seven countries for reasons related to family, work, or education, including ca. 215,000 in 2022 alone.

An additional ca. 26,000 individuals were granted entry via named sponsorship schemes, which benefitted a total of 170,000 individuals from the seven nationality groups between 2010 and 2022. Over the same period, about 2.9 million individuals of the seven nationalities were

recognized as refugees or granted a subsidiary form of protection,<sup>15</sup> and 710,000 persons from the seven populations concerned arrived in OECD countries<sup>16</sup> and Brazil through resettlement programmes.

The overall figures for 2022 were remarkably high in both relative and absolute terms. The nearly 215,000 new permits issued represent an increase of 38 per cent compared to the previous year, marking the largest year-on-year growth yet within the period of analysis. The resulting figure surpassed pre-pandemic levels to reach the highest number of issuances since 2017 and the second-highest yearly number within the overall period of analysis.



**FIGURE 1** | Beneficiaries of international protection and complementary pathways in OECD countries and Brazil (selected seven nationalities), 2010-2022. (For a comprehensive overview of the report data, please see the [interactive dashboard](#)).

**14** Source: UNHCR Refugee Data Finder (2024)

**15** Source: UNHCR Refugee Data Finder (2024)

**16** Not counting Türkiye, for comparability with the collected permit data. (Türkiye accounted for 1.05 million positive protection decisions over the period.)

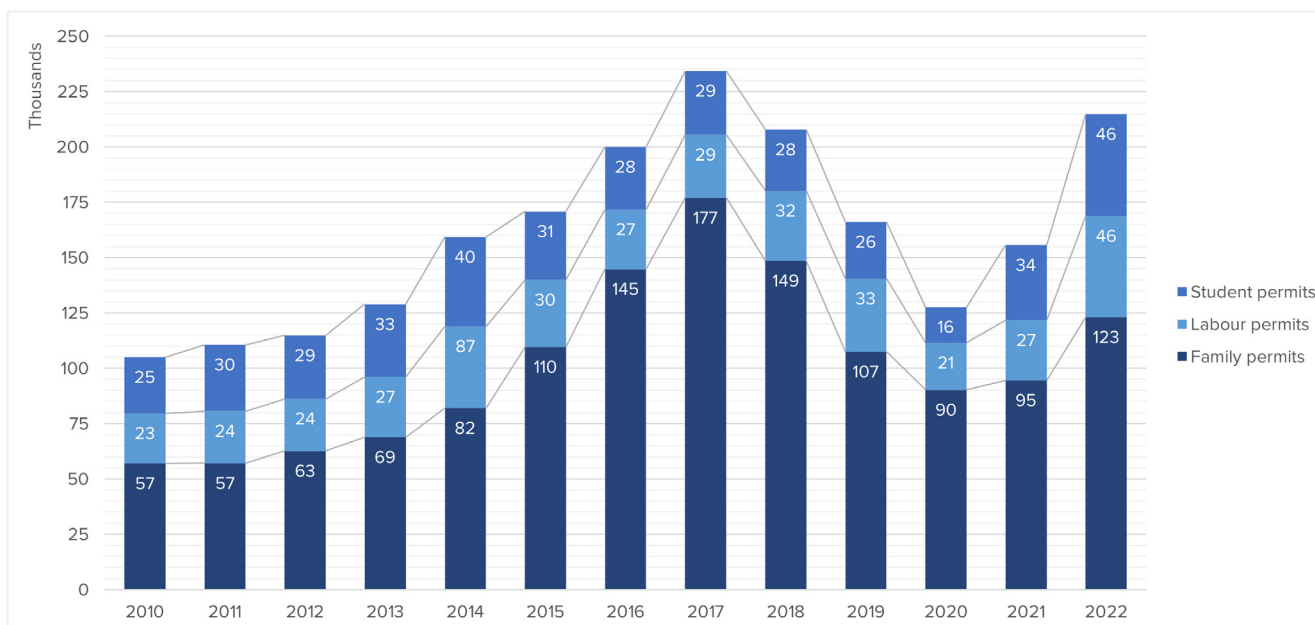


📷 Ecuador. Venezuelan woman attending a digital skills workshop. Training and learning opportunities are essential to boost refugee skills and can facilitate access to opportunities in third countries. © UNHCR/Santiago Arcos Veintimilla

## 4.1 By type of permit

Family reunification continues to be the single most important complementary pathway, representing 57 per cent of all new permits issued in 2022 and 63 per cent of all permits issued between 2010 and 2022 for the seven nationalities in OECD countries and Brazil. By comparison, work- and study-based permits represented 21 per cent each in 2022. Looking at the overall period (2010–2022), a total of over 1.32 million family permits, 394,000 student permits, and about 378,000 work permits have been issued in OECD countries and Brazil to nationals of the selected seven countries.

Family permits have represented the majority of permits issued throughout the timeframe studied, but were particularly prominent in the years following 2015. Despite their continued high volume, the relative share of family permits among the three permit types has been generally decreasing since its 2017 peak, except for a temporary surge in 2020 during the special circumstances of the COVID-19 pandemic. The figures for 2022 confirm the longer-term downward trend in the share of family-based permits due to a faster growth in the number of work and study permits issued over the year.



**FIGURE 2** | Work, study and family permits issued each year for selected nationals in OECD country and Brazil, by type (2010–2022). (For a comprehensive overview of the report data, please see the [interactive dashboard](#)).

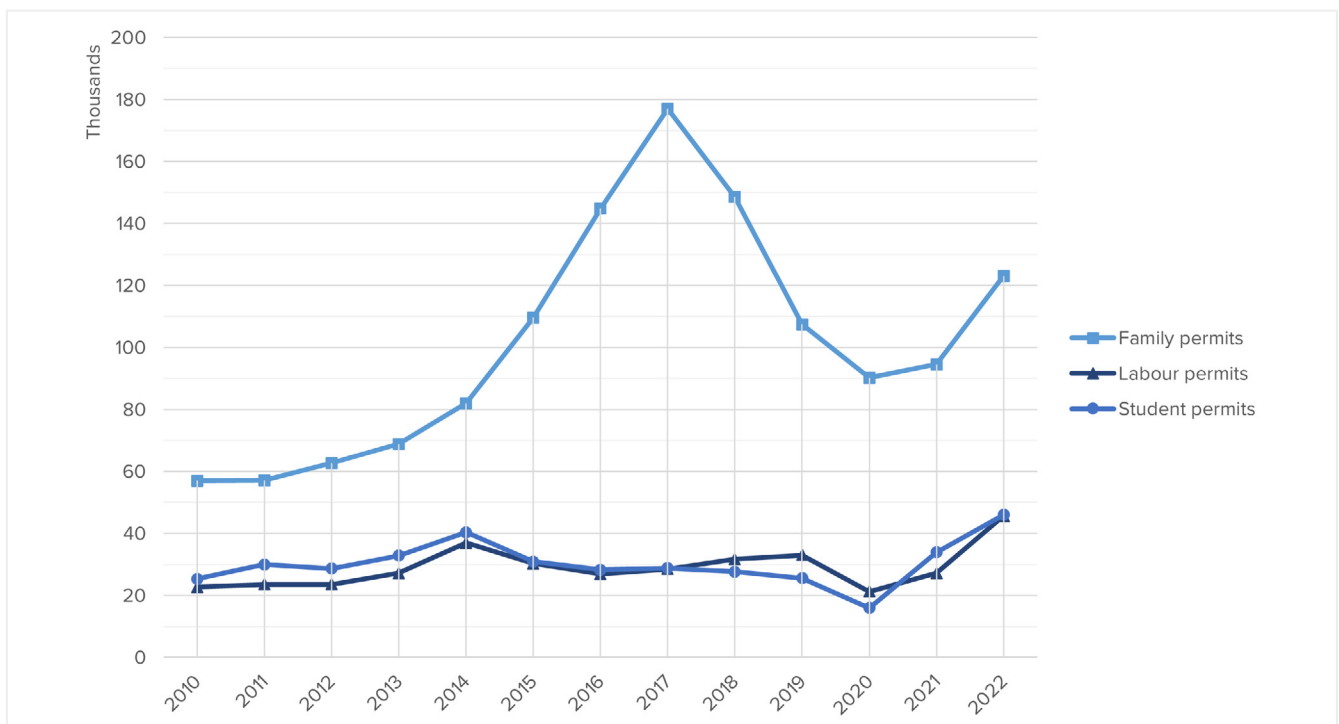
A total of over 123,000 new family-based permits were issued for the seven nationality groups in OECD countries and Brazil in 2022.

This represents a significant 30 per cent increase compared to 2021 and marks the highest yearly number of family permit issuances since 2018. In 2022, OECD countries received an estimated total of 5.4 million new permanent migrants, of which about 1.6 million were family-related (excluding family members of foreign workers) (OECD, 2023). The seven populations mapped for this exercise therefore accounted for nearly 8 per cent of all family permits issued by OECD countries for family reasons in 2022.

While still relatively smaller in numbers, issuances of work and study permits have been increasing quickly. Work permits, in particular, have surged by a remarkable 68 per cent in 2022. Student permits increased by 36 per cent compared to the previous year. Both work and study permits counted around 46,000 issuances each in 2022, which is a record figure for both within the

2010–2022 timeframe. The new work and study permits delivered to the seven populations in 2022 amounted to ca. 4 and 2 per cent, respectively, of the total number of work and study permits delivered by OECD countries that same year (OECD, 2023).

A few specific flows played a major role in the above increases within particular categories. The growth in family permits was shaped particularly by increases in the number of family permits issued by the United States (especially for Iranians), Colombia (Venezuelans), Germany (Syrians), and Chile (Venezuelans). The surge in labour permits was driven primarily by work permits issued for Venezuelans in Colombia (which alone accounted for 37 per cent of the overall increase), and, to a lesser extent, work permits for Iranians in Canada and Venezuelans in Spain. Finally, the increase in student permits was driven primarily by Iranians in the United States, the UK, and Italy, as well as by Venezuelans in Colombia.



**FIGURE 3** | Trends in total new issuances by year and permit type (2010–2022) (For a comprehensive overview of the report data, please see the [interactive dashboard](#)).

## A CLOSER LOOK AT SPONSORSHIP AS A COMPLEMENTARY PATHWAY

In the context of complementary pathways, named (also known as nominated or private) sponsorship refers to programmes that allow individuals, groups of individuals, or organizations to directly engage in refugee admission efforts, by identifying, selecting and supporting the entry and stay of nominated individuals, not referred by UNHCR. Like other complementary pathways, a named sponsorship pathway is therefore distinct from UNHCR resettlement. Community sponsorship programmes that support resettled refugees after arrival in a third country, while an important initiative to growing inclusive and welcoming societies, do not qualify as a complementary pathway.

Australia and Canada, two OECD countries for which comparable sponsorship data were available, have both the framework for community sponsorship as well as well-established named sponsorship programmes. The below figure shows a snapshot of their accomplishments in facilitating sponsorship arrivals for Afghans, Eritreans, Iranians, Iraqis, Somalis, Syrians, and Venezuelans. From 2010 to 2022, individuals of these seven nationalities received over 130,000 sponsorship permits by Canada and 40,000 by Australia, for a total of over 170,000 sponsorship permits.

In 2022, the two countries issued a total of nearly 26,000 sponsorship permits, which is the highest number of any year in the 2010–2022 period. This constitutes a huge (+135 per cent) increase compared to 2021, driven overwhelmingly by a surge in issuances by Canada (23,000 sponsorship permits in 2022, +149 per cent vs. 2021). It is not clear yet whether or how much of this surge is driven by backlogs formed during the COVID-19 pandemic, but the sheer scale of the increase suggests a potential longer-term increase.

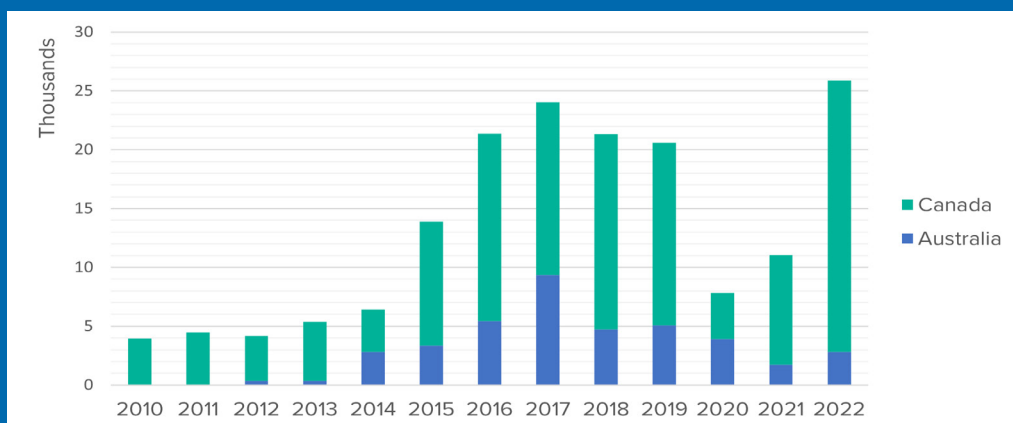


FIGURE 4 | Permits issued via named sponsorship schemes, 2010–2022 (For a comprehensive overview of the report data, please see the [interactive dashboard](#)).

In the overall period (2010–2022), Syrians received the highest number of sponsorship permits (45,800), followed by Iraqis (45,100), Eritreans (34,700), Afghans (25,200), Somalis (9,200), Iranians (2,300) and Venezuelans (13). That said, in 2022 Afghans received the most sponsorship permits (8,300); the sharp increase in permits from 2021 (2,000) to 2022 is likely linked to the takeover of the Taliban. Permits for sponsorship pathways are the highest among Syrians, Iraqis and Eritreans, and thus trends differ from the general trends observed for education, employment and family reunification permits, which Iranians and especially Venezuelans have comparatively accessed in greater numbers.

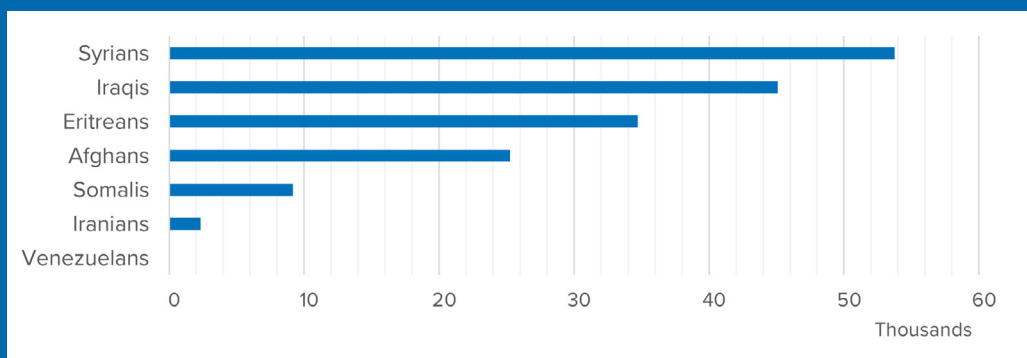


FIGURE 5 | Total named sponsorship permits received by nationality, 2010–2022 (For a comprehensive overview of the report data, please see the [interactive dashboard](#)).

## 4.2 By destination country

Considering the 2010–2022 period as a whole, the top destination countries for complementary pathways, as measured by the number of permits delivered to nationals of the seven origin countries observed, were Germany (342,000), the United States (337,000), Sweden (242,000), Canada (230,000), and the United Kingdom (161,000).

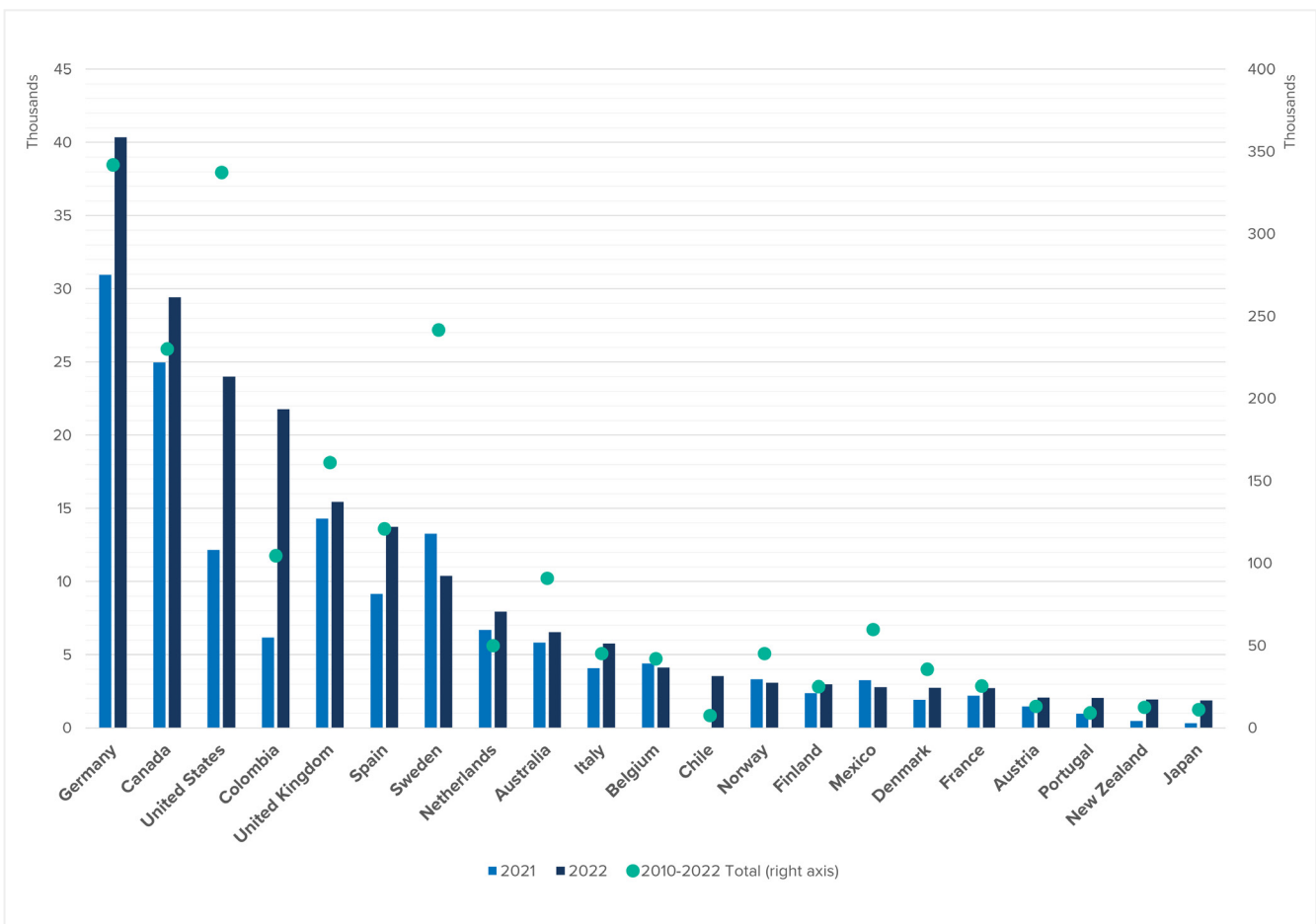
Looking at 2022, the top destination countries for recipients of work, study, and family reunification permits among the seven studied nationalities were Germany (ca. 40,000), Canada (29,000), the United States (24,000), Colombia (22,000), and the United Kingdom (15,000).

In Colombia, the number of permits issued more than tripled compared to 2021 (+253 per cent), resulting in the largest absolute increase over the year among the countries studied (+16,000 new permits). Further large absolute

increases in the number of permits issued over the year also occurred in the United States (+12,000), where the number of issuances almost doubled compared to 2021 (+97 per cent), as well as Germany (+9,000, i.e., +30 per cent). While for most destination countries the number of permits issued increased from 2021 to 2022, there were also some decreases, most notably in Sweden (-2,900, i.e. -22 per cent) and Mexico (-500, i.e. -19 per cent).

With the exception of the United States and Colombia, some of the largest relative increases in permit issuances over the year (2022 vs 2021) occurred among less prominent destination countries such as Chile (+3,500, from 0 comparable permits in 2021), Japan (+1,600 new permits, for a change of +496 per cent), New Zealand (+1,500, +321 per cent), and Portugal (+1,100, +111 per cent).

**FIGURE 6** | Total permit issuances by destination country in 2021, 2022, and over the entire 2010–2022 period. (For a comprehensive overview of the report data, please see the [interactive dashboard](#)).



Note: for graph readability, destination countries with fewer than 1,800 permits issued in 2022 are not shown.

TABLE 1 | First work, study and family permits granted to Afghans, Eritreans, Iranians, Iraqis, Somalis, Syrians, and Venezuelans by destination country, in 2022 and in total (2010–2022)

DESTINATION	2022				TOTAL 2010–2022			
	FAMILY	WORK	STUDY	TOTAL	FAMILY	WORK	STUDY	TOTAL
Australia	4,842	1,277	431	<b>6,550</b>	60,009	16,850	14,016	<b>90,875</b>
Austria	1,323	292	447	<b>2,062</b>	7,040	1,426	4,751	<b>13,217</b>
Belgium	3 703	147	267	<b>4,117</b>	38,716	919	2,481	<b>42,116</b>
Brazil	307	117	80	<b>504</b>	937	5,696	787	<b>7,420</b>
Canada	7,581	11,814	10,029	<b>29,424</b>	59,086	117,013	54,049	<b>230,148</b>
Chile	3,139	353	45	<b>3,537</b>	4,298	2,550	680	<b>7,528</b>
Colombia	9,632	9,823	2,311	<b>21,766</b>	45,518	49,187	9,893	<b>104,598</b>
Costa Rica	91	611	120	<b>822</b>	1,418	5,456	1,058	<b>7,932</b>
Czechia	115	54	276	<b>445</b>	1,194	541	2,027	<b>3,762</b>
Denmark	1,549	527	667	<b>2,743</b>	27,864	4,706	3,016	<b>35,586</b>
Estonia	41	95	9	<b>145</b>	330	574	354	<b>1,258</b>
Finland	2,273	423	283	<b>2,979</b>	20,975	2,499	1,712	<b>25,186</b>
France	1,080	385	1,244	<b>2,709</b>	9,285	3,645	12,642	<b>25,572</b>
Germany	31,562	2,715	6,072	<b>40,349</b>	289,341	14,206	38,351	<b>341,898</b>
Greece	907	66	60	<b>1,033</b>	6,325	653	568	<b>7,546</b>
Hungary	453	154	1,107	<b>1,714</b>	3,442	1,148	8,280	<b>12,870</b>
Iceland	49	14	14	<b>77</b>	191	76	111	<b>378</b>
Ireland	107	221	304	<b>632</b>	2,118	1,074	6,763	<b>9,955</b>
Israel	0	529	15	<b>544</b>	0	1,295	282	<b>1,577</b>
Italy	2,158	167	3,440	<b>5,765</b>	22,448	3,595	19,252	<b>45,295</b>
Japan	975	591	317	<b>1,883</b>	4,730	3,951	2,393	<b>11,074</b>
Korea	199	99	176	<b>474</b>	1,231	497	1,338	<b>3,066</b>
Latvia	13	2	8	<b>23</b>	98	167	121	<b>386</b>
Lithuania	20	13	88	<b>121</b>	335	177	544	<b>1,056</b>
Luxembourg	104	45	48	<b>197</b>	716	266	227	<b>1,209</b>
Mexico	1,871	775	143	<b>2,789</b>	34,665	22,310	2,871	<b>59,846</b>
Netherlands	6,020	1,183	740	<b>7,943</b>	41,840	4,881	3,363	<b>50,084</b>
New Zealand	1,518	305	133	<b>1,956</b>	8,973	2,039	1,648	<b>12,660</b>
Norway	2,634	155	307	<b>3,096</b>	41,686	1,600	1,938	<b>45 224</b>
Poland	109	366	583	<b>1,058</b>	1,217	2,662	4,192	<b>8 071</b>
Portugal	1,045	885	121	<b>2,051</b>	5,270	2,887	999	<b>9,156</b>
Slovak Republic	88	88	74	<b>250</b>	1,323	1,487	786	<b>3,596</b>
Slovenia	25	19	7	<b>51</b>	324	172	91	<b>587</b>
Spain	7,193	4,809	1,735	<b>13,737</b>	76,090	25,050	19,758	<b>120,898</b>
Sweden	8,355	1,411	619	<b>10,385</b>	215,045	18,525	8,108	<b>241,678</b>
Switzerland	1,006	164	253	<b>1,423</b>	8,538	1,587	3,626	<b>13,751</b>
United Kingdom	6,322	2,791	6,338	<b>15,451</b>	94,769	19,518	46,904	<b>161,191</b>
United States	14,678	2,177	7,130	<b>23,985</b>	185,424	37,521	114,406	<b>337,351</b>
<b>TOTAL</b>	<b>123,087</b>	<b>45,662</b>	<b>46,041</b>	<b>214,790</b>	<b>1,322,809</b>	<b>378,406</b>	<b>394,386</b>	<b>2,095,601</b>

Note: Some minor data gaps occur for selected countries; see Annex I for full notes.

Figure 7 provides a closer look at recent trends for some of the top destinations overall (including the top seven countries of 2022). In 2022, Germany was the top issuer of work, study and family permits for the seven observed countries of origin for the third consecutive year. The main recipients were Syrians. Aside from a dip in 2019, Germany has been the number one destination among the countries observed since 2016. Since 2020, Germany's yearly permit issuances have been increasing at a quick pace, surpassing the second top destination in 2022, Canada, by 37 per cent (with ca. 40,000 vs 29,000 permits, respectively).

Canada's annual permit issuances in 2021 (25,000) and 2022 (29,000) indicate a recovery from the drop of 2020 (10,000) and return to its previous trend of steady growth since 2017. In doing so, it reached its highest number of issuances yet (considering the 2010–2022 period). As the second top destination country since 2021, Canada remained the fourth top destination for the overall period.

In 2022, the United States (24,000) broke a negative seven-year trend and exhibited its largest year-on-year increase yet observed (+97 per cent), reaching the highest number of yearly issuances since 2017 (29,000). As a result, it jumped to third place among top destinations

in 2022, from fifth in 2021. Considering the overall period, it remained the second top destination.

Colombia (22,000) exhibited the highest absolute increase in issuances over the year 2022 (+16,000) of all countries observed, making the country the top fourth destination in 2022 and the seventh overall. The United Kingdom (15,000) maintained its record-level issuances in 2022 and even slightly increased on them, keeping the fifth spot in the overall timeframe. Spain (14,000) neared pre-2020 levels after a considerable increase (+50 per cent) in issuances during 2022. Finally, Sweden (10,000) continued its gradually decreasing trend for the fifth consecutive year, dropping to seventh place in 2022 but remaining the third main destination overall.

Increases in permits to Venezuelans were the main driver behind the overall jump observed for Colombia, Spain, Chile, and, to a more moderate extent, the United States. Interestingly, permits issued to Venezuelans decreased in 2022 in Mexico and Costa Rica. Meanwhile, increases in permits to Iranians were the primary drivers behind the increase in issuances observed for Canada, the United States, and the United Kingdom. The following section discusses trends by nationality of permits recipients in further detail.

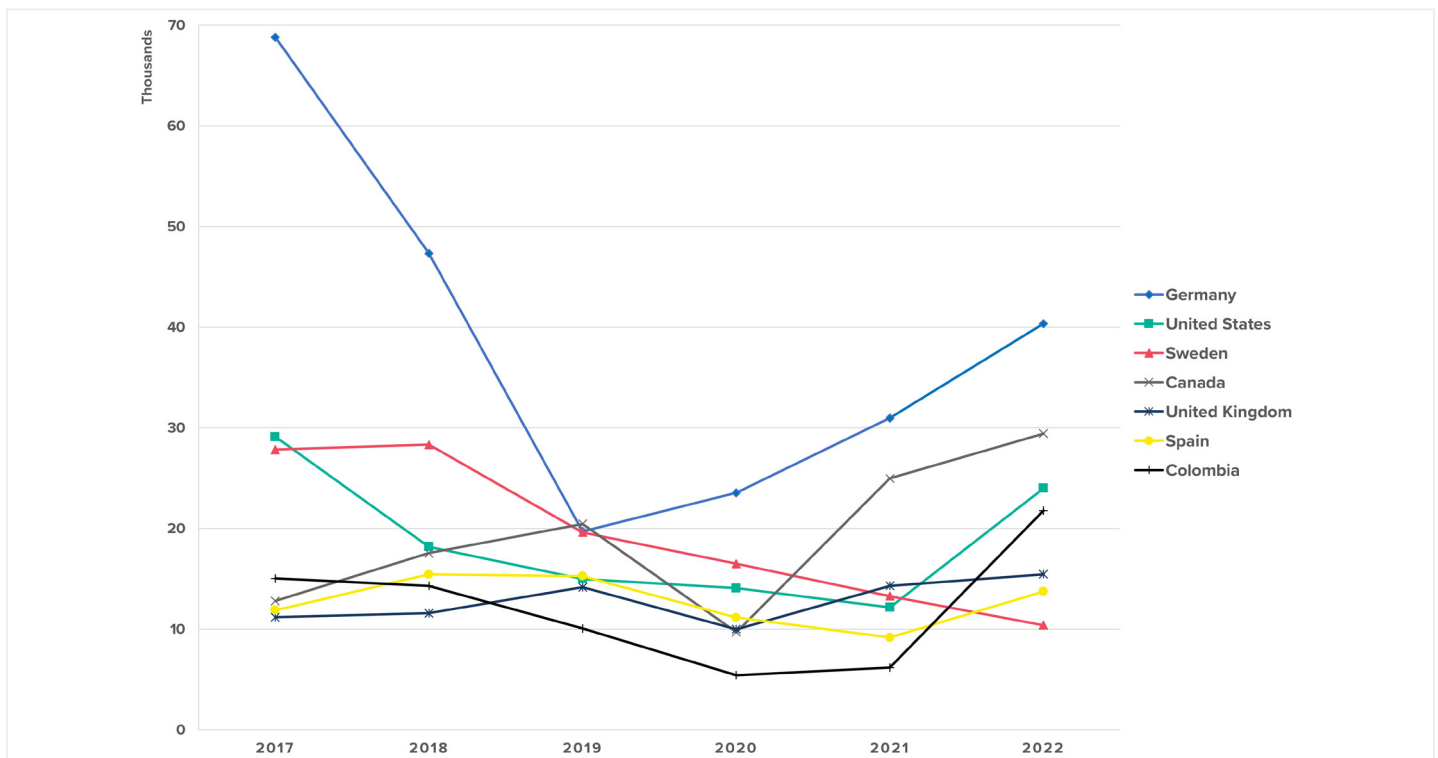


FIGURE 7 | Trends among top seven destination countries, 2017–2022 (For a comprehensive overview of the report data, please see the [interactive dashboard](#)).



### 4.3 By population

While comparing the available data for all seven populations, we notice that Iranians (74,000) were issued the highest number of family, study and job permits followed by Venezuelans (55,000), Syrians (36,000), Afghans (22,000) and Iraqis (15,000). Eritreans and Somalis were provided with 8,000 and 5,510 permits respectively for the reporting year. In comparison to 2021, most populations, aside from Somali and Eritrean nationals, saw a rise in the total number of permits.

First-time permits issued for family purposes remain the top permit category for six of the seven populations with the exception of Iranians, for whom study permits represent the top category. For the other six populations, family permits make up more than half of the total permits, ranging from 51 per cent for Venezuelans

to over 90 per cent for Eritreans and Somalis. Venezuelans were granted the highest number of permits (21,000) for labour purposes in 2022, more than double the 2021 figure. Labour permits for Iranians also increased significantly (14,000 to 20,000), making them the second-highest recipients of labour permits.

During the 2010–2022 reference period, the total permits offered by OECD countries and Brazil for education, work and family purposes to the seven nationalities were as follows: Iranians (556,000), Venezuelans (510,000), Syrians (434,000), Iraqis (213,000), Afghans (183,000), Somalis (102,000) and Eritreans (98,000).

In the following sub-sections, we will take a closer look at each nationality and highlight key trends for the reporting year 2022.

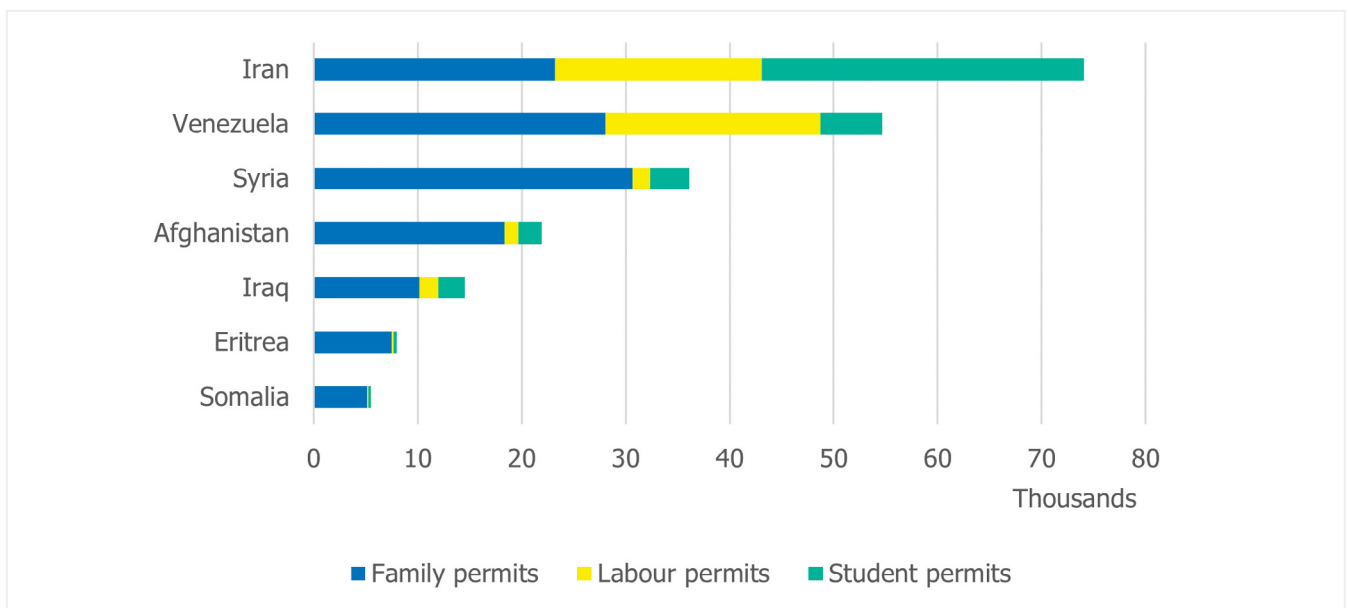


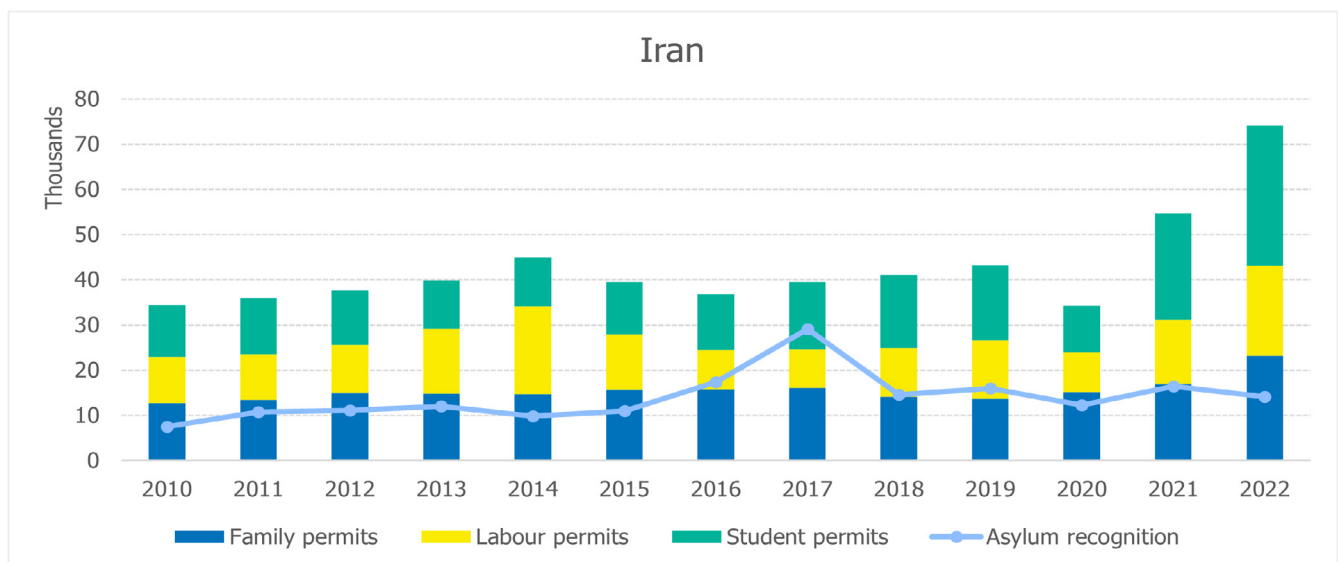
FIGURE 8 | Overview of family, labour and student permits for the seven nationalities in 2022. (For a comprehensive overview of the report data, please see the [interactive dashboard](#)).

## IRANIANS

In 2022, a total of 74,000 permits were issued to Iranians by OECD countries and Brazil for study (42 per cent), family (31 per cent) and work (27 per cent) purposes. This marks a significant increase compared to the previous year when 55,000 were granted, following a noticeable spike after the COVID-19 pandemic. It should be noted that Iran is the only population where student permits are the top category of permit issued.

Canada ranked as the top destination country for Iranians with a total of 21,000 permits issued, out of which 10,000 were for labour purposes and 9,000 for study purposes. The US issued the second-highest number (9,800). Nevertheless, the majority of permits for Iranians were issued by countries in Europe (50 per cent), with Germany (9,600 permits) and the United Kingdom (6,900) ranking among the top five destination countries for this nationality group for 2022.

Large-scale protests erupted in Iran after the death of Mahsa Amini in September 2022, leaving hundreds of protestors killed and thousands imprisoned.<sup>17</sup> Despite the challenging context in Iran, asylum recognition dropped to 14,100 from 16,400 in 2021. The refugee population numbers of Iranians (116,000 in 2022 vs. 135,900 in 2021) recorded a decline after increases in 2020 and 2021 in OECD countries and Brazil.



**FIGURE 9** | Overview of permits provided to Iranians (2010–2022) from OECD countries and Brazil. (For a comprehensive overview of the report data, please see the [interactive dashboard](#)).

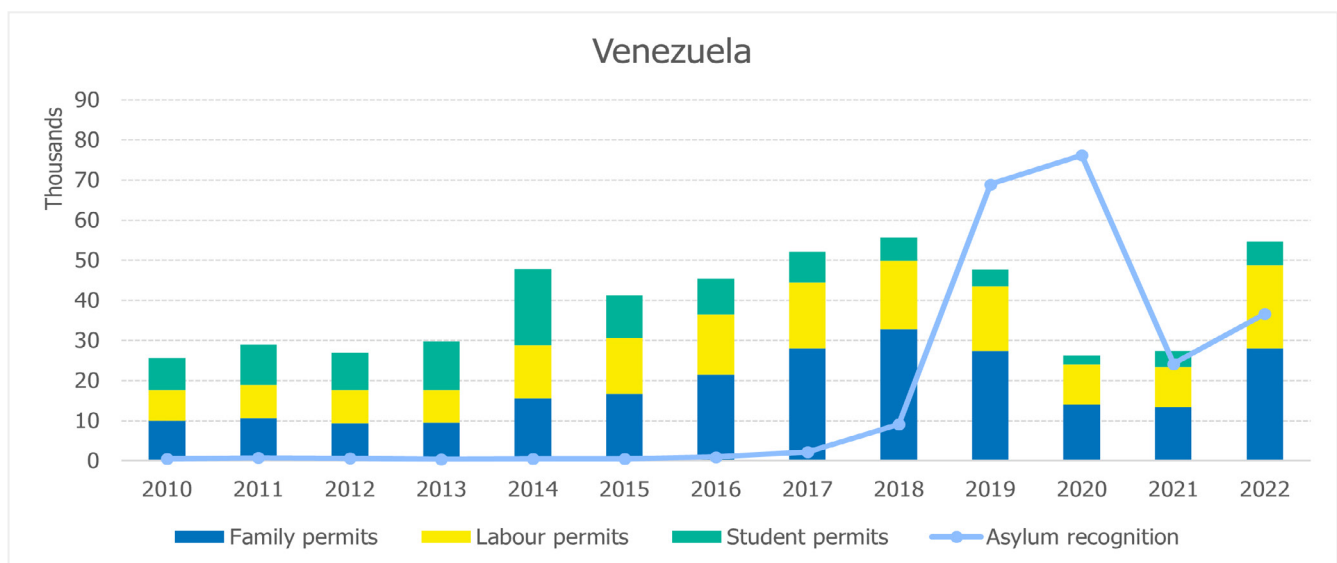
**17** For more information, see <https://www.hrw.org/world-report/2023/country-chapters/iran>.

## VENEZUELANAS

OECD countries and Brazil granted 55,000 first-time entry permits for Venezuelans in 2022. After a significant drop in permit figures in 2020, most probably related to COVID-19 pandemic restrictions, the 2022 figures almost equal the peak number of permits issued to Venezuelans in 2018 (56,000).

As for most nationalities included in this report, family permits were the top category for Venezuelan nationals, although with a more balanced distribution, with family permits representing 51 per cent, while 38 per cent of the permits were offered for work purposes and 11 per cent for study reasons. All permit types marked an increase in comparison to 2021, with labour permits recording their highest number since the start of the data collection in 2010. Colombia was by far the top destination country for Venezuelans in 2022, offering 22,000 permits compared to 12,000 permits granted by Spain, the second top destination country for the reporting year. The United States, Chile and Mexico also rank among the top five destinations for this nationality.

In terms of the political context, 2022 marked a shift in the regional dynamics, with many host countries either restoring their diplomatic relations or moderating their rhetoric towards the country's government. The economy started to show signs of growth, which were counteracted by rising inflation and a reduction in remittances. While there have been slight increases in spontaneous return movements, cross-border displacement and mixed movements persist from Venezuela.<sup>18</sup> The total number of Venezuelan nationals recognized as refugees in 2022 in OECD countries and Brazil increased to 219,100 individuals while the total number of Venezuelans benefitting from other legal status while retaining their international protection needs was reported at 3.2 million. The asylum recognition figure for Venezuelans in 2022 was 36,700.<sup>19</sup>



**FIGURE 10** | Overview of permits provided to Venezuelans (2010–2022) from OECD countries and Brazil. (For a comprehensive overview of the report data, please see the [interactive dashboard](#)).

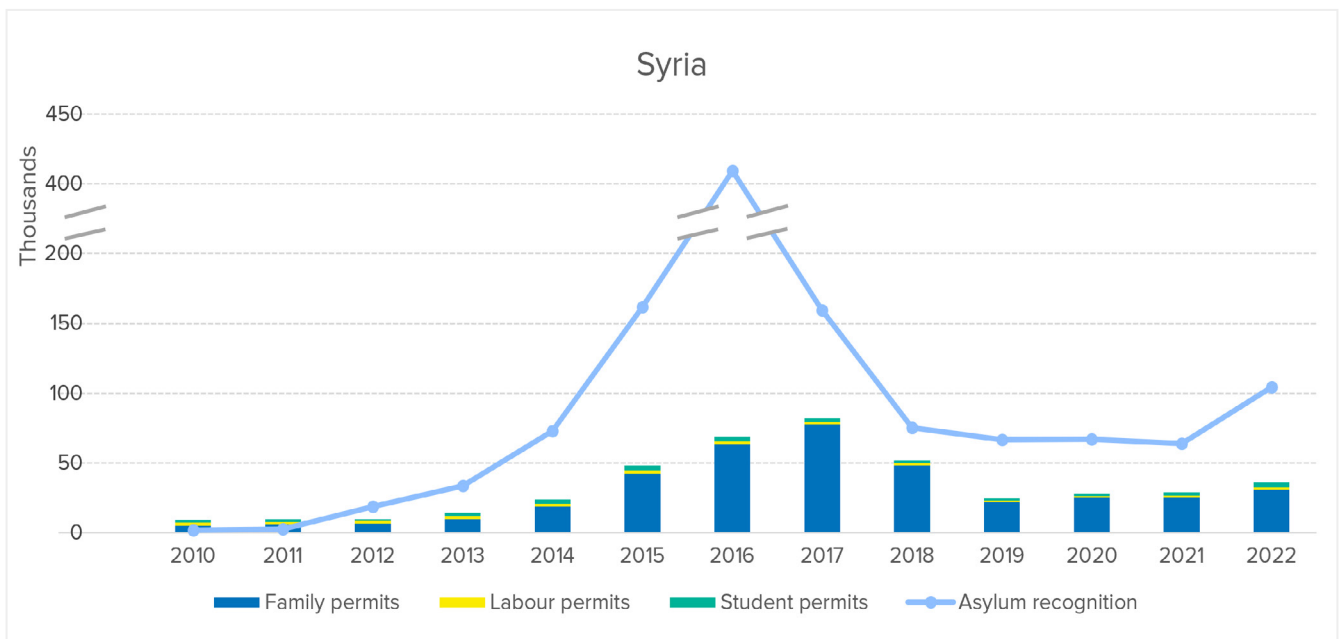
<sup>18</sup> For more information, see <https://reporting.unhcr.org/sites/default/files/2023-06/AME%20-%20Bolivarian%20Republic%20of%20Venezuela%20A0%20A0.pdf>.

<sup>19</sup> Source: Refugee Data Finder

## SYRIANS

In 2022, 36,000 permits were provided by OECD countries and Brazil to Syrian nationals, recording a significant increase compared to 2021 numbers (29,000). The number of permits granted to Syrian nationals has been steadily rising since 2019 but continues to remain far below the numbers recorded in 2017 (82,000) and 2018 (52,000). The majority of permits in 2022 (85 per cent) were issued for family reasons, with student permits making up 10 per cent of total permits. It should be noted that 2022 saw the greatest number of student permits (3,700) and work permits (1,700) in the last five years for this nationality. Germany remained the main destination country for Syrian nationals (with 20,000 permits issued compared to 15,000 permits in 2021), followed by the Netherlands, which provided 3,100 permits, almost entirely for family reasons.

In 2022, the situation in the country deteriorated due to economic hardships linked to the COVID-19 pandemic, rising inflation, hikes in fuel prices and other factors. For the first time, Syrians living across every sub-district in the country experienced some degree of humanitarian stress.<sup>20</sup> In 2022, 104,500 asylum applications were approved and the total Syrian refugee population equalled approximately 4.5 million in OECD countries and Brazil. Given that Syria remains one of the largest and ongoing displacement crises globally, the need to provide access to legal and safe pathways for this nationality remains high.



**FIGURE 11** | Overview of permits provided to Syrians (2010–2022) from OECD countries and Brazil. (For a comprehensive overview of the report data, please see the [interactive dashboard](#)).

## IRAQIS

First-time permits issued to Iraqi nationals by OECD countries and Brazil equalled 15,000 in 2022. Although this marks an increase compared to the previous year, this was only by a small number and did not quite reach the pre-COVID-19 pandemic levels of 2019 (15,000). The United Kingdom (3,000 permits), Germany (2,600 permits), Sweden (2,000 permits), the United States (1,900 permits) and Canada (980 permits) were the top five countries of destination for Iraqis. Family permits remained the main category of permit granted to Iraqis (70 per cent compared to 17 per cent for study and 12 per cent for work visas).

In 2022, the political instability remained a challenge as after almost a year of political gridlock following parliamentary elections, a new government was formed in October 2022.<sup>21</sup> The security situation remained volatile, with recorded sporadic attacks by extremist groups and some regional tensions. Some improvements in the overall economic situation of the country have been noted due to oil revenue increases. The total number of Iraqi refugees was 217,200 persons in OECD countries and Brazil, recording a decline compared to 2021 (202,800), and marking the lowest number in the last five years. A total of 16,700 Iraqis were granted asylum in 2022.<sup>22</sup>

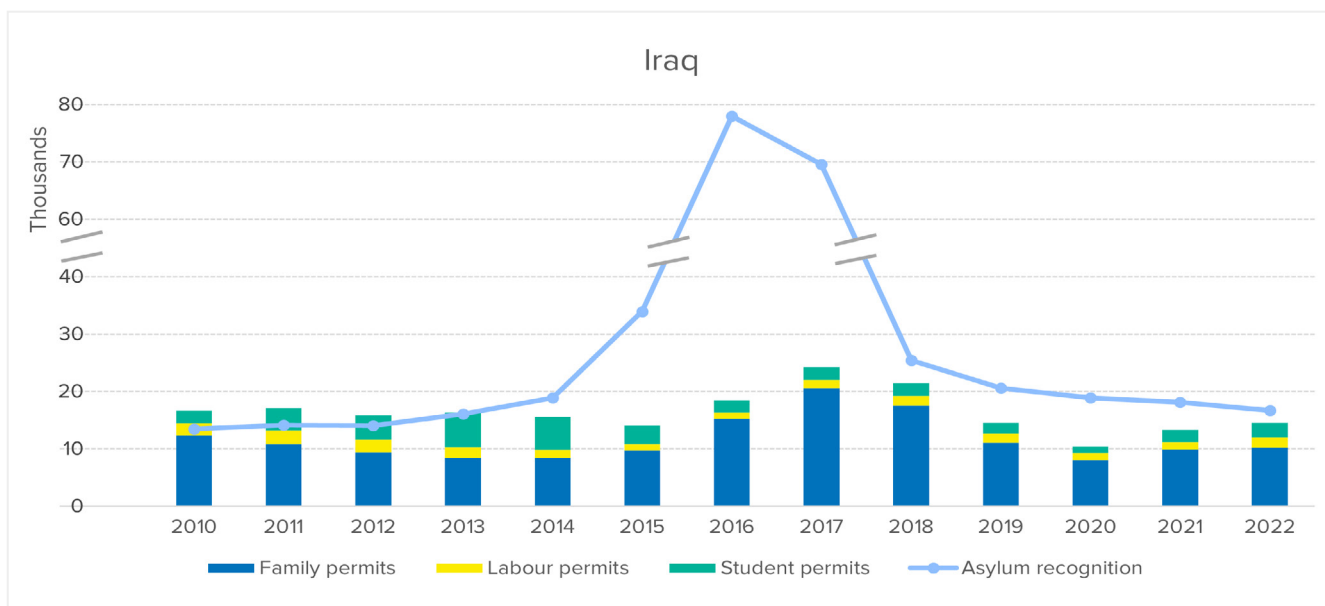


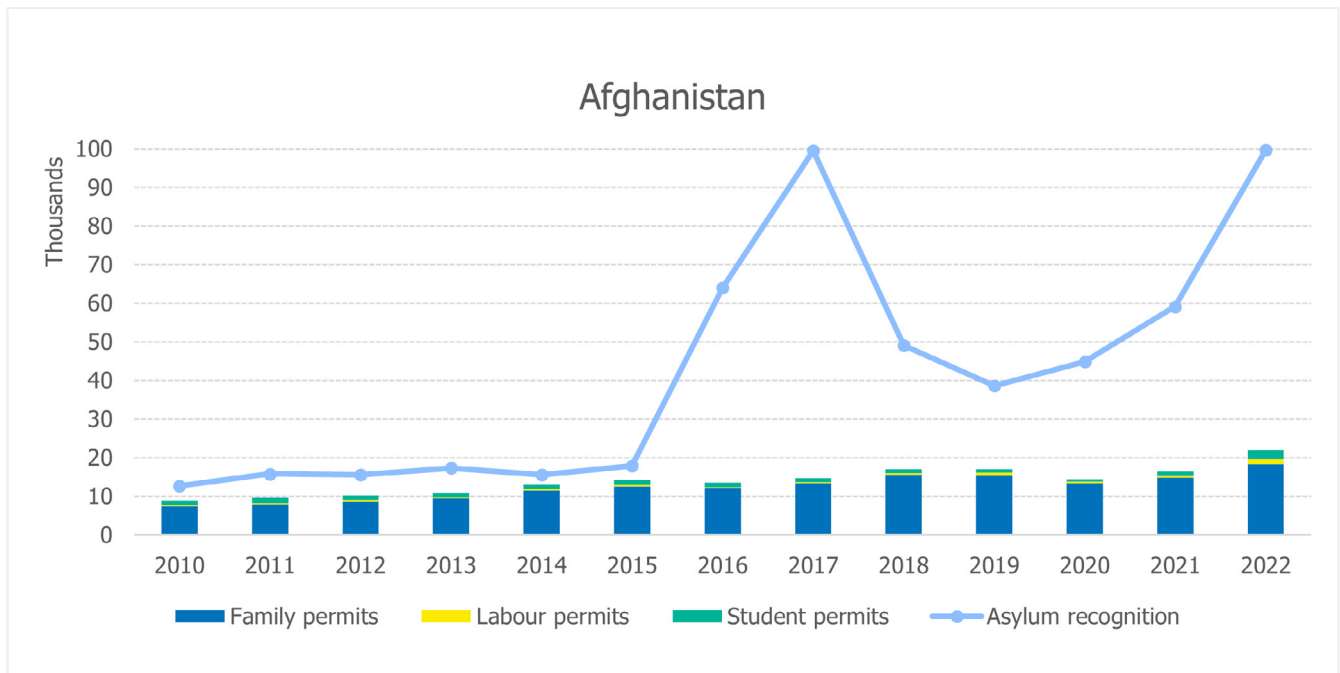
FIGURE 12 | Overview of permits provided to Iraqis (2010–2022) from OECD countries and Brazil. (For a comprehensive overview of the report data, please see the [interactive dashboard](#)).

**21** For more information, see <https://reporting.unhcr.org/sites/default/files/2023-06/MENA%20-%20Iraq.pdf>.  
**22** Source: Refugee Data Finder

## AFGHANS

In 2022, first-time entry permits issued to Afghans for family, work and study purposes equalled 22,000. This number marks the highest number of permits issued for this nationality from 2010, with all permit types recording their highest number from the start of the reporting in 2010. The increase is likely linked to the instability after the Taliban took power in Afghanistan in August 2021. Family permits constituted 84 per cent of the total figure, with student permits representing 10 per cent and job permits making up 6 per cent of the number. The highest number of permits were provided by Germany (5,000) and the United States (2,200) both of which marked an increase compared to 2021; on the other hand, the United Kingdom recorded a decline in permits (1,900 vs 3,000) dropping from the first place in 2021 to the fourth place in 2022.

The context in Afghanistan remained dire in 2022, with the country facing complex humanitarian and socio-economic needs, terrorism-related insecurity, severe natural disasters and climate challenges, food insecurity and economic instability.<sup>23</sup> The number of refugees surged at 5.7 million, doubling 2021 figures, and 458,800 refugees were in OECD countries and Brazil by end-2022, increased from 397,000 by end-2021. A total of 99,700 asylum applications were approved in the reporting year, the highest number of all five previous years.

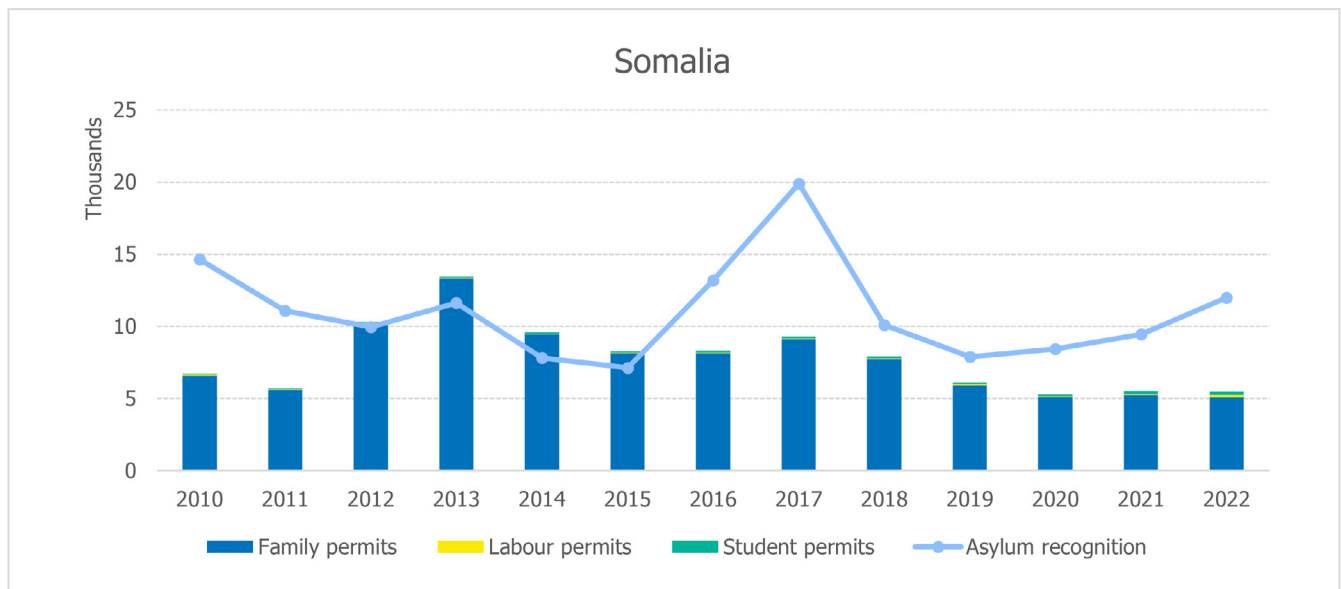


**FIGURE 13** | Overview of permits provided to Afghans (2010–2022) from OECD countries and Brazil. (For a comprehensive overview of the report data, please see the [interactive dashboard](#)).

## SOMALIS

In 2022, a total of 5,510 permits were issued to Somali nationals by OECD countries and Brazil, almost exclusively for family purposes (93 per cent), with study and job permits representing only 5 and 2 per cent respectively. The total number of permits granted is at the same level to the previous years of 2021 (5,500) and 2020 (5,300). Somali nationals received the greatest number of permits in 2022 from Germany (1,300), Canada (800), the United States (800), the United Kingdom (480) and Finland (440).

In May 2022, the formation of the new government and the peaceful transition of presidential power improved the political context in Somalia, although the country continued to face a volatile security situation, especially after the escalation of military offensive by the Federal Government of Somalia (FGS) against Al Shabab (AS) in Hirshabelle and Galmudug during the last quarter of the year. In addition to a long-standing conflict, severe drought has plagued Somalia in the last years, contributing to displacement.<sup>24</sup> Approximately 12,000 Somalis were granted asylum in this reporting year, showing a significant increase from 2021. The population of Somali refugees was 93,000 in 2022,<sup>25</sup> a decrease from 2021 (101,000) in OECD countries and Brazil, while the number of Somali refugees in all countries for the entire duration of the report's coverage (2010–2022) has increased from 777,000 in 2021 to 787,000 in 2022.



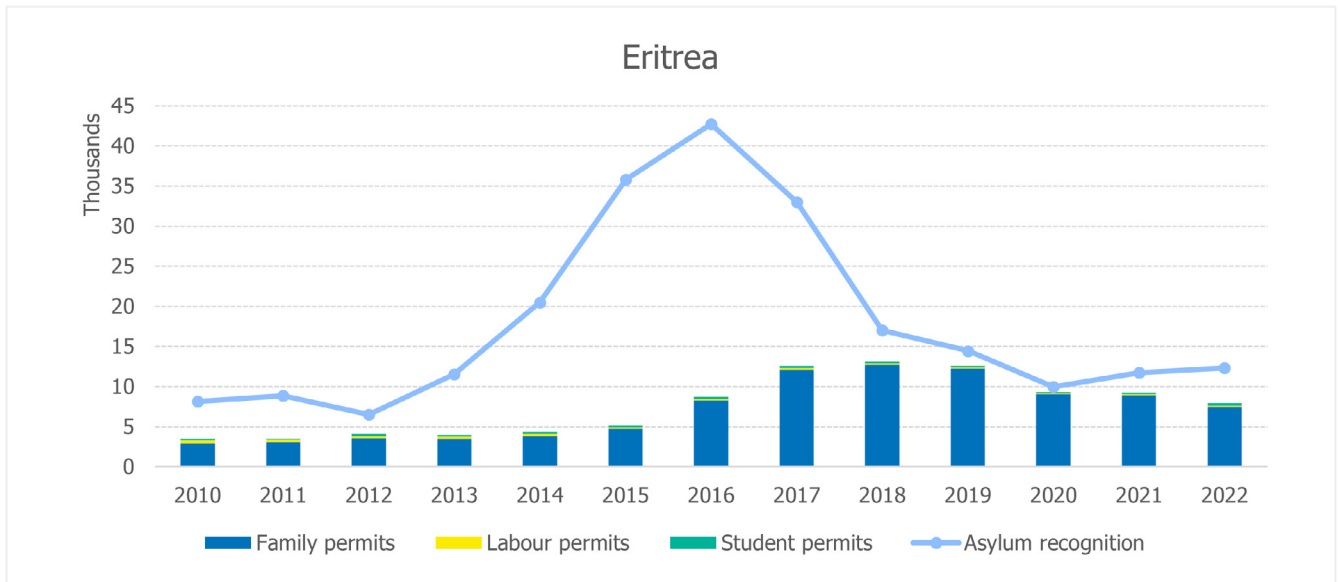
**FIGURE 14** | Overview of permits provided to Somalis (2010–2022) from OECD countries and Brazil. (For a comprehensive overview of the report data, please see the [interactive dashboard](#)).

**24** For more information, see <https://reporting.unhcr.org/sites/default/files/2023-06/EHGL%20Somalia.pdf>.  
**25** Source: Refugee Data Finder

## ERITREANS

During the year of 2022, OECD countries and Brazil issued 8,000 first-time permits for family, work and study purposes. Similar to the previous year, the overwhelming majority of permits were granted for family purposes (94 per cent) with work and study permits making up 2 and 4 per cent respectively. Looking more closely at the destination country distribution, Canada became the top destination country for Eritreans (1,300) followed by Sweden (which dropped from the first place, issuing 2,000 permits in 2021 vs 1,300 in 2022), Germany (1,200), the United Kingdom (970) and the Netherlands (900).

Forced military conscription in Eritrea intensified in the second half of 2022, following the outbreak of conflict in Ethiopia in November 2020, when fighting ensued between the Tigray People’s Liberation Front (TPLF) against the Ethiopian and Eritrean government forces.<sup>26</sup> Total refugee populations remained at similar levels with the previous year (511,900), with 512,700 being the highest population number recorded in the last five years (with the exception of 2020), whereas the number of Eritrean refugees has decreased in OECD countries and Brazil from 205,400 to 187,400. The asylum recognition rate rebounded to 12,300 after a significant drop in 2021 to 11,800 but is still significantly lower than the previous years.<sup>27</sup>



**FIGURE 15** | Overview of permits provided to Eritreans (2010–2022) from OECD countries and Brazil. (For a comprehensive overview of the report data, please see the [interactive dashboard](#)).

<sup>26</sup> For more information, see <https://www.hrw.org/world-report/2023/country-chapters/eritrea>.

<sup>27</sup> Source: Refugee Data Finder



📷 Syrian refugee Ziad is a skilled carpenter but has been unable to find regular work in Jordan. He is now ready to move to Canada thanks to a job offer.  
© UNHCR/Nisrine Benyahia



*“ Education for refugees isn’t just about knowledge; it’s a lifeline to opportunity, dignity, and rebuilding shattered lives. To governments and universities, open doors, offer scholarships, and bridge language gaps. Refugees are not burdens, but resilient talents ready to enrich your communities. Remember, education isn’t a privilege; it’s a human right, especially for those who’ve lost everything but their hope. Let’s work together to rewrite their stories, not just with words, but with the transformative power of education. ”*

**Bella, refugee student in the UK**

## 5 Recommendations to States to improve data collection on complementary pathways for admission

The data provided by OECD countries and Brazil indicate the status of study, work, and family reunification permits, along with a look at sponsorship pathways, available for the seven nationalities selected. This information can inform decision-making and planning around complementary pathways and family reunification especially in the follow-up of the 2023 Global Refugee Forum (GRF). Of note, a number of diverse actors joined together in whole of society approach around pledges at the 2023 GRF, including multi-stakeholder pledges to support access to labour mobility, education pathways, family reunification, machine-readable travel documents, and sponsorship.

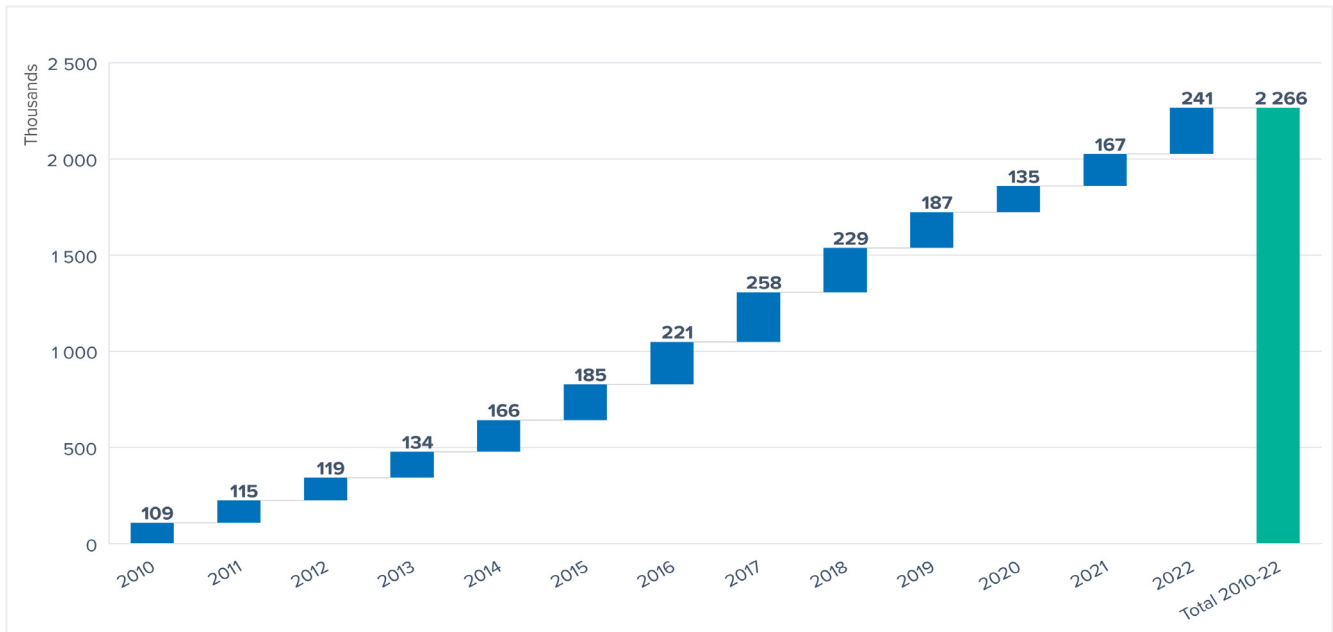
The below recommendations will be relevant to the pledge stakeholders and beyond as we collaborate around these joint commitments in preparations for the [High-Level Officials meeting in 2025](#) and to achieve the goals and objectives under Roadmap 2030 and the Global Compact on Refugees.

To further improve the available data, we provide the following suggestions and best practices for States:

- ✓ **Differentiating between initial permits, permit renewals and status changes** can help avoid overcounting issues.
- ✓ **Disaggregating data by sex and age** can support identifying and monitoring trends, including tracking gender parity and helping to support wider inclusion.
- ✓ **Differentiating country of birth and citizenship as two separate categories** can improve the recording of situations where these two categories may be different to allow for more accurate reporting.
- ✓ **Clearly indicating the type of travel document used** in each case can help better assess how different types of travel documents including Convention Travel Documents, one-way travel documents, passports, etc. facilitate travel and access to permits.
- ✓ **Including the country of residence and legal status in said country of the applicant** in data collection helps better pinpoint migration paths and evaluate the potential impact of legal status types on access to permits.
- ✓ **Improve efficiency in compiling data** to reduce information lags and ensure the accuracy of the data collection by addressing data limitations and correcting any errors.
- ✓ **Consider joining the multi-stakeholder pledges developed in the context of the Global Refugee Forum** which support [skills-based pathways](#), [family reunification](#), [refugee travel documents](#) and [sponsorship pathways](#), and share relevant best practices on the [Global Compact for Refugees site](#).
- ✓ **Consider participating in the “Safe Pathways for Refugees” project**, following the example of Brazil that proactively expressed its interest to join the study that targets mainly OECD countries. To express your willingness to join the study and contribute to strengthening the evidence base around access to complementary pathways and family reunification, please contact OECD and/or UNHCR.

# 6

## Conclusion



**FIGURE 16** | Overview of all permits issued (2010–2022) from OECD countries and Brazil. (For a comprehensive overview of the report data, please see the [interactive dashboard](#)).

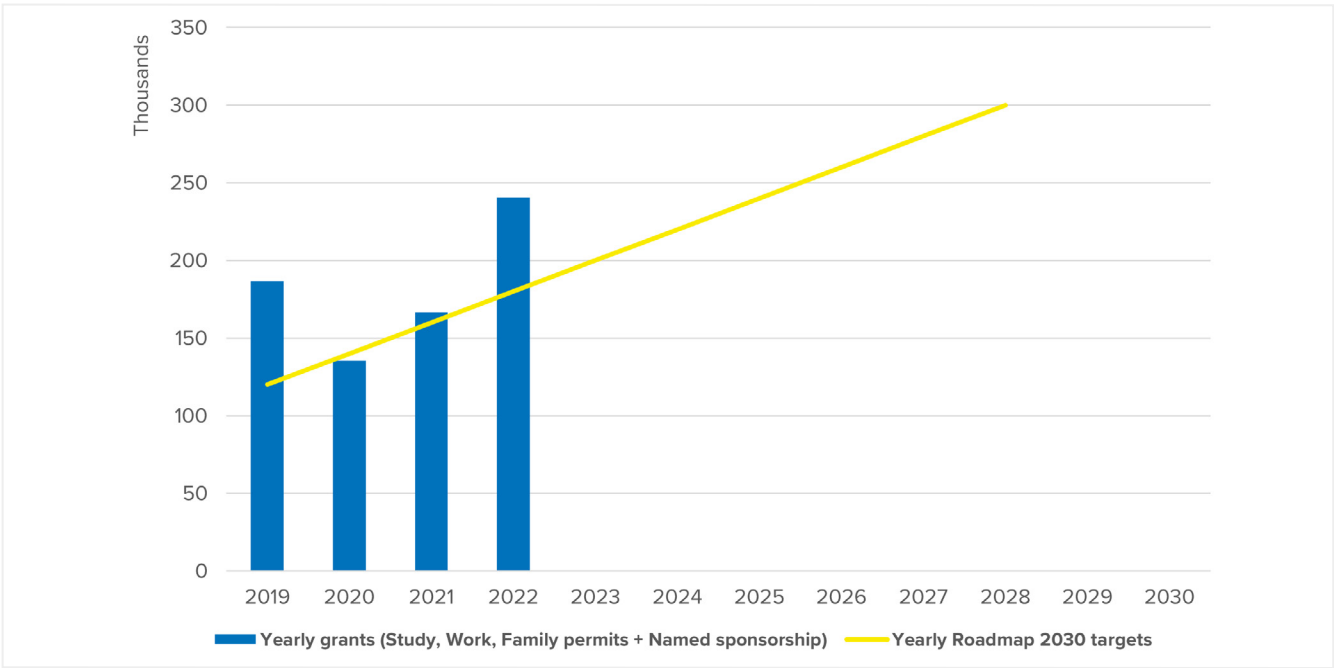
With approximately 2.1 million individuals from the seven nationalities covered in the report accessing family, work and education permits to OECD countries and Brazil between 2010–2022, this document shows how safe skills-based pathways and family reunification can help connect individuals with international protection needs to solutions. The available data on named sponsorship is also promising and when combined with work, family and education permits, it shows that almost 2.3 million individuals from the seven nationalities have accessed permits to OECD countries and Brazil over the reporting period.

Notably, family permits account for the largest number of permits overall. Given the rights-based nature of family reunification, it is encouraging to find that it remains the most relied upon third country solution. Nonetheless, restrictive legal frameworks and practices, including strict documentation requirements, minimum income thresholds, short application deadlines and in-person procedural elements, continue to limit access to family reunification for many refugees. To remove the hurdles, state policies facilitating

family reunification need to be evidence-informed, protection-centred and sufficiently flexible. Local, regional and international service providers also play a role in assisting access to reliable information and providing holistic practical and legal support throughout the process. Collectively, the international community can help many more refugee families to effectively exercise their right to family unity.

In 2022, a total of 215,000 permits were issued for family, work and educational purposes to persons who are likely in need of international protection from the seven nationalities studied. To put this in perspective, this number exceeds by a 3:1 ratio the total number of resettlement departures recorded in 2022 (78,000). While complementary pathways expand access to progressive solutions, the significance of resettlement as a key protection tool for refugees is vital and must be preserved.

The 2022 figures (240,700) from this report have outnumbered the global target of 180,000 forcibly displaced individuals admitted through legal pathways set for the year in the 2030 Roadmap and constitute significant growth (+44 per cent)

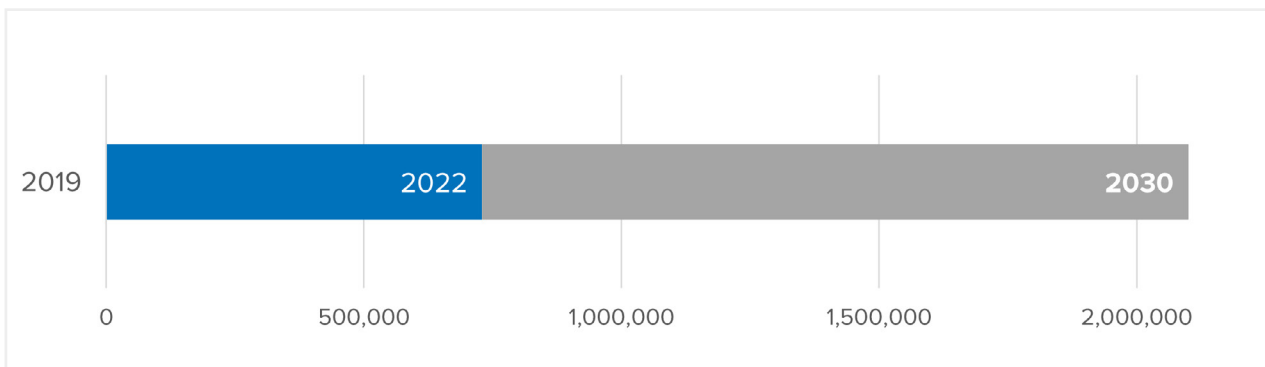


**FIGURE 17** | To achieve the third GCR objective, the Roadmap 2030 lays out the goal that 2.1 million refugees access complementary pathways from 2019 to 2030. This figure shows the first-time family, study, work and sponsorship permits provided to the seven nationalities to Brazil and OECD countries covering 2019–2022. (For a comprehensive overview of the report data, please see the [interactive dashboard](#)).

compared to 2021. A total of 730,800 permits have been issued between 2019 and 2022 (years covered by the Roadmap), which indicates that we have achieved 35 per cent of the overall 10-year target. While these are proxy variables given the limitations of the report, the numbers are truly encouraging, and with more systemic inclusion of refugees into legal pathways more people would have access to meaningful skills-based opportunities and family reunification.

Having said that, strong efforts need to be maintained in order to achieve the 2.1 million target by 2030, especially given the decline noticed in 2019 and exacerbated in 2020 during the COVID-19 pandemic. To achieve this objective, a whole-of-society approach is important;

governments, international organizations, NGOs, refugee-led and diaspora groups, academia all need to engage in this effort. The fulfilment of the pledges made in the 2023 Global Refugee Forum would also be crucial towards the same direction. Skills-based permit figures continue to be on the rise after a decline in 2020 and have recorded their highest number since the start of this data collection exercise in 2010 (91,500). Even though these continue to be modest numbers in comparison to permits issued for family reasons, this is an encouraging development. In order to see these numbers continuing to increase, the international community needs to work on eliminating the challenges preventing talented and skilled refugees from relocating to work or study. High relocation costs, strict documentation



**FIGURE 18** | Cumulative progress towards the 2030 Roadmap goal. (For a comprehensive overview of the report data, please see the [interactive dashboard](#)).

requirements and lack of prior experience and qualification recognition often block refugee applicants from securing a scholarship or a work opportunity in another country. The lack of machine-readable travel documents for refugees including but not limited to the Convention Travel Documents that can facilitate travel similarly to a national passport is another common challenge for many displaced individuals attempting to navigate the international job market or study abroad. By addressing these challenges, it will be possible to transform the lives of more refugees while also offering a positive contribution to hosting countries facing skill shortages and demographic shifts.

Despite the limitations of the data collected in

this exercise, the findings featured in this report provide an indicative picture of the expansion of complementary pathways and family reunification globally. As highlighted in previous editions of this report, the available mechanisms to collect and analyse data on refugee access to complementary pathways need to be further improved. This study is possible due to well-established standardized data collection processes across OECD countries and Brazil. The expansion to other countries and the inclusion of more nationalities in addition to the seven selected populations is being explored and would be recommended for future editions. By continuing to increase the quality and scope of available data, this can better inform and guide actors in evidence-based decision-making and increase access to safe pathways for refugees.

📷 Refugee students at the Kakuma airstrip ahead of their departure to Türkiye on undergraduate and postgraduate scholarship, as part of a pilot programme. © UNHCR/ Charity Nzomo



“ Refugee family reunification stands as a cornerstone for [...] well-being among displaced communities. However, bureaucracy and protracted processing periods often amplify the hurdles families must overcome, resulting in profound psychological and emotional turmoil. Having personally experienced years of separation from my father and siblings, I can attest to the distress, anxiety, and anguish it engenders. The presence of family members not only fortifies one’s resilience but also enhances overall happiness. It’s imperative to streamline the reunification process to alleviate further suffering and foster healing within refugee families, promoting a brighter, more cohesive future. ”

Aresu, refugee activist from Afghanistan

# References



## OECD-UNHCR, “Safe pathways for refugees III: UNHCR-OECD study on pathways used by refugees linked to family reunification, study programmes and labour mobility between 2010 and 2021”

Organisation for Economic Co-operation and Development, United Nations High Commissioner for Refugees, June 2023

<https://globalcompactrefugees.org/about-gcr/resources/reports/oecd-unhcr-safe-pathways-refugees-iii>



## OECD-UNHCR, “Safe pathways for refugees II: UNHCR-OECD study on third-country solutions for refugees: Admissions for family reunification, education, and employment purposes between 2010 and 2019”

Organisation for Economic Co-operation and Development, United Nations High Commissioner for Refugees, March 2021

[https://www.oecd.org/countries/iraq/Safe-Pathways-for-Refugees\\_2021.pdf](https://www.oecd.org/countries/iraq/Safe-Pathways-for-Refugees_2021.pdf)



## OECD-UNHCR, “Safe pathways for refugees: UNHCR-OECD study on third-country solutions for refugees: family reunification, study programmes and labour mobility”, December 2018

[www.unhcr.org/5c07a2c84](http://www.unhcr.org/5c07a2c84)



## United Nations, “Global compact on refugees”

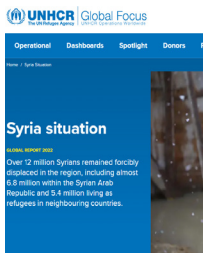
Booklet edition, December 2018

[www.unhcr.org/5c658aed4](http://www.unhcr.org/5c658aed4)



## UNHCR, “Population figures,” “Asylum applications,” “Asylum decisions” and “Solutions”, Refugee data finder


<https://popstats.unhcr.org/refugee-statistics/download/>, downloaded in February 2024



## UNHCR, Syria Situation Global Report 2022

<https://reporting.unhcr.org/syria-situation-global-report-2022>


accessed on 10/04/2024



## Human Rights Watch, Iran Events of 2022


<https://www.hrw.org/world-report/2023/country-chapters/iran>

accessed on 23/03/2024



## Expert Group on Refugee and Internally Displaced Persons Statistics (EGRIS), “International recommendations on refugee statistics” (IRRS), March 2018

[https://unstats.un.org/unsd/demographic-social/Standards-and-Methods/files/Principles\\_and\\_Recommendations/International-Migration/2018\\_1746\\_EN\\_08-E.pdf](https://unstats.un.org/unsd/demographic-social/Standards-and-Methods/files/Principles_and_Recommendations/International-Migration/2018_1746_EN_08-E.pdf)



## UNHCR, “Annual Results Report 2022 Bolivarian Republic of Venezuela”, <https://reporting.unhcr.org/sites/default/files/2023-06/AME%20-%20Bolivarian%20Republic%20of%20Venezuela%C2%A0%C2%A0.pdf>

accessed on 10/04/2024



## UNHCR, “The Three-Year Strategy (2019–2021) on Resettlement and Complementary Pathways”, July 2019

[www.unhcr.org/protection/resettlement/5d15db254/three-year-strategy-resettlement-complementary-pathways.html](http://www.unhcr.org/protection/resettlement/5d15db254/three-year-strategy-resettlement-complementary-pathways.html)





**UNHCR, “Annual Results Report 2022 Afghanistan”**

<https://reporting.unhcr.org/files/2023-06/Asia%20-%20Afghanistan.pdf>  
accessed on 10/04/2024



**UNHCR, “Third Country Solutions for Refugees: Roadmap 2030 – The next phase of the Three Year Strategy on Resettlement and Complementary Pathways (2019-2021)”, June 2022**

<https://globalcompactrefugees.org/sites/default/files/2022-08/Third%20Country%20Solutions%20for%20Refugees%20-%20Roadmap%202030.pdf>




**UNHCR, “Annual Results Report 2022 Iraq”**

<https://reporting.unhcr.org/sites/default/files/2023-06/MENA%20-%20Iraq.pdf>  
accessed on 10/04/2024



**Human Rights Watch, “Eritrea Events of 2022”**

<https://www.hrw.org/world-report/2023/country-chapters/eritrea#f6db14>  
accessed on 10/04/2024



**UNHCR, “Annual Results Report 2022 Somalia”**

<https://reporting.unhcr.org/sites/default/files/2023-06/EHGL%20Somalia.pdf>

# ANNEXES

## Annex I – Compliance of the data collected with definitions

COUNTRY	PERMIT TYPE			SOURCE
	<p><u>Study permit</u> First permits delivered for academic scholarship. - Includes secondary and tertiary programmes. - Includes apprenticeship programmes.</p>	<p><u>Work permit</u> First permit for work. - Includes temporary and long-term permits. - Includes vocational training.</p>	<p><u>Family permit</u> First permits delivered for family reasons. - Includes both adults and children. - Includes family members who accompany or reunite with a native-born or another migrant (who migrated for labour, studies or family reasons). - Includes family members who reunite at a later stage with a migrant for humanitarian reasons (conventional refugee or beneficiary of subsidiary protection). - Excludes family members who migrated at the same time as the principal applicant for international protection (they are considered as humanitarian migrants).</p>	
Australia	<p>Complies with the definition. (Only primary student visas.) Program year data (30 June to 1 July); Values &lt;5 undisclosed for privacy reasons -- to avoid underestimation, such values are assigned an average value of 3 by OECD. Departmental disclosure: provision of the requested statistics does not reflect a perception or opinion that every individual from the select countries is a refugee or otherwise owed protection. First permit of a given type, not necessarily excluding status changes.</p>	<p>Complies with the definition. (Only primary Temporary Resident (Skilled) and primary Permanent Skilled visas.) Program year data (30 June to 1 July); Values &lt;5 undisclosed for privacy reasons -- to avoid underestimation, such values are assigned an average value of 3 by OECD. Departmental disclosure: provision of the requested statistics does not reflect a perception or opinion that every individual from the select countries is a refugee or otherwise owed protection. First permit of a given type, not necessarily excluding status changes.</p>	<p>Complies with the definition. (Includes Permanent Family, Permanent Child, Student Guardian, secondary Student, secondary Temporary Resident (Skilled) and secondary Permanent Skilled visas.) Program year data (30 June to 1 July); Values &lt;5 undisclosed for privacy reasons -- to avoid underestimation, such values are assigned an average value of 3 by OECD. Departmental disclosure: provision of the requested statistics does not reflect a perception or opinion that every individual from the select countries is a refugee or otherwise owed protection. First permit of a given type, not necessarily excluding status changes.</p>	<p>Visa Reporting, Department of Home Affairs</p>
Austria	<p>Visas longer than 3 months</p>	<p>Visas longer than 3 months</p>	<p>Visas longer than 3 months</p>	<p>Federal Ministry of Labour and Economy</p>
Belgium	<p>Visas longer than 3 months</p>	<p>Visas longer than 3 months</p>	<p>Visas longer than 3 months. Children born in Belgium may represent 1/4 of family members.</p>	<p>Service Public Fédéral Intérieur, Immigration Office</p>
Brazil	<p>Complies with the definition. No data available for year 2016</p>	<p>Complies with the definition.</p>	<p>Complies with the definition. No data available for year 2016</p>	<p>Ministry of Foreign Affairs and Ministry of Justice and Public Security</p>
Canada	<p>Includes all levels and types of study.</p>	<p>Complies with the definition.</p>	<p>Complies with the definition.</p>	<p>Immigration, Refugees and Citizenship Canada; COGNOS (MBR).</p>
Chile	<p>Complies with the definition. No data available prior to the year 2012. In the year 2021, all relevant recorded visas for Venezuelan citizens were requested by individuals already residing in Chile; in line with the first-permit definition above, they were not counted in the data collection.</p>	<p>Complies with the definition. No data available prior to the year 2012. In the year 2021, all relevant recorded visas for Venezuelan citizens were requested by individuals already residing in Chile; in line with the first-permit definition above, they were not counted in the data collection.</p>	<p>Complies with the definition. No data available prior to the year 2012. In the year 2021, all relevant recorded visas for Venezuelan citizens were requested by individuals already residing in Chile; in line with the first-permit definition above, they were not counted in the data collection.</p>	<p>Department of foreigners and migration (Servicio Nacional de Migraciones), Ministry of Interior and Public Security.</p>

<b>Colombia</b>	Complies with the definition. No data available prior to the year 2014. Data for 2021 and 2022 was provisionally accessed through Migración Colombia website, using dataset on border crossings (Tableau Public / Flujos migratorios/ Entries by nationality and reason: Estudios). Some definitional inconsistencies might apply.	Complies with the definition. No data available prior to the year 2014. Data for 2021 and 2022 was provisionally accessed through Migración Colombia website, using dataset on border crossings (Tableau Public / Flujos migratorios/ Entries by nationality and reason: Trabajo). Some definitional inconsistencies might apply.	Complies with the definition. No data available prior to the year 2014. Data for 2021 and 2022 was provisionally accessed through Migración Colombia website, using dataset on border crossings (Tableau Public / Flujos migratorios/ Entries by nationality and reason: Familiar Residente de Nal Col, Vínculo Marital, & Temporal Cónyuge). Some definitional inconsistencies might apply.	Migración Colombia.
<b>Costa Rica</b>	Complies with the definition.	Complies with the definition.	Complies with the definition.	General Directorate of Migration and Immigration
<b>Czech Republic</b>	Visas longer than 3 months. No information on the number of permits delivered to Iranian or Venezuelan nationals for the year 2010.	Visas longer than 3 months. No information on the number of permits delivered to Iranian or Venezuelan nationals for the year 2010.	Visas longer than 3 months. No information on the number of permits delivered to Iranian or Venezuelan nationals for the year 2010.	Alien information system ( <i>Cizinecký informační systém</i> )
<b>Denmark</b>	Permits longer than 3 months	Permits longer than 3 months	Permits longer than 3 months	Danish Immigration authorities; Ministry of Immigration and Integration
<b>Estonia</b>	Complies with the definition. No information on the number of permits delivered to Afghan nationals for the year 2010.	Complies with the definition. No information on the number of permits delivered to Afghan nationals for the year 2010.	Complies with the definition. Includes first residence permits issued to children of immigrants born in Estonia. No information on the number of permits delivered to Afghan nationals for the year 2010.	Estonian Police and Border Guard Board; Border Guard and Migration Policy Department, Ministry of the Interior
<b>Finland</b>	Complies with the definition. No information on the number of permits delivered to Iranian or Venezuelan nationals for the year 2010.	Complies with the definition. No information on the number of permits delivered to Iranian or Venezuelan nationals for the year 2010.	Complies with the definition. No information on the number of permits delivered to Iranian or Venezuelan nationals for the year 2010.	Finnish Immigration Office, Ministry of the Interior, Department of Migration
<b>France</b>	Visas longer than 3 months	Visas longer than 3 months	Visas longer than 3 months	Eurostat [migr_resfirst] accessed 01.11.2023.
<b>Germany</b>	Complies with the definition.	Complies with the definition.	Complies with the definition.	Federal Office for Migration and Refugees ( <i>Bundesamt für Migration und Flüchtlinge</i> )
<b>Greece</b>	Visas longer than 3 months	Visas longer than 3 months. Excludes seasonal workers.	Visas longer than 3 months	Ministry of Migration & Asylum
<b>Hungary</b>	Visas longer than 3 months	Visas longer than 3 months	Visas longer than 3 months	Eurostat [migr_resfirst] accessed 12.12.2022.
<b>Iceland</b>	Visas longer than 3 months. No data available for years 2020 and 2021.	Visas longer than 3 months. No data available for years 2020 and 2021.	Visas longer than 3 months. No data available for years 2020 and 2021.	Eurostat [migr_resfirst] accessed 09.01.2022.
<b>Ireland</b>	Complies with the definition.	Excludes Persons granted permission under the Investor / Entrepreneur schemes.	Excludes following Stamp 4 categories: Spouse/civil partner of Irish national; Non EEA Parent of Irish citizen child; Non-EEA Dependents of Irish nationals; Non-EEA De facto partner of Irish national	Garda National Immigration Bureau, Department of Justice
<b>Israel</b>	Complies with the definition. No information on the number of permits delivered to Venezuelan nationals before the year 2014.	Complies with the definition. No information on the number of permits delivered to Venezuelan nationals before the year 2014.	Complies with the definition. No information on the number of permits delivered to Venezuelan nationals before the year 2014.	Population and Immigration Authority.
<b>Italy</b>	Visas longer than 3 months.	Visas longer than 3 months.	Visas longer than 3 months.	Department for Civil Liberties and Immigration, Ministry of the Interior
<b>Japan</b>	Complies with the definition.	Complies with the definition.	Excludes family reunification with a person under international protection.	Ministry of Justice
<b>Korea</b>	Complies with the definition.	Complies with the definition.	Complies with the definition.	Korea Immigration Service, Ministry of justice

<b>Latvia</b>	Complies with the definition.	Excludes seasonal workers.	Complies with the definition.	Office for Citizenship and Migration Affairs
<b>Lithuania</b>	Visas longer than 3 months.	Visas longer than 3 months.	Visas longer than 3 months.	Migration Department, Ministry of the Interior
<b>Luxembourg</b>	Complies with the definition.	Complies with the definition.	Complies with the definition.	Ministry of Foreign Affairs, Immigration Directorate
<b>Mexico</b>	Complies with the definition.	Complies with the definition.	Complies with the definition.	Migration Policy, Registration and Identity of Persons Bureau of Ministry of the Interior (SEGOB, UPMRIP), based on migratory administrative records.
<b>Netherlands</b>	Complies with the definition. No information on the number of permits delivered to Iranian or Venezuelan nationals before the year 2014. Values under 5 masked for privacy concerns. Such values were assumed an average value of 3 by OECD to avoid underestimation.	Complies with the definition. No information on the number of permits delivered to Iranian or Venezuelan nationals before the year 2014. Values under 5 masked for privacy concerns. Such values were assumed an average value of 3 by OECD to avoid underestimation.	Complies with the definition. No information on the number of permits delivered to Iranian or Venezuelan nationals before the year 2014. Values under 5 masked for privacy concerns. Such values were assumed an average value of 3 by OECD to avoid underestimation.	Ministry of Justice and Security, Directorate-General for Migration
<b>New Zealand</b>	Complies with definition. Values from 0 to 5 have been suppressed, and all other values have been random rounded to base 3 - in accordance with MBIE/INZ privacy; Suppressed values assigned a random value of 3 by OECD to avoid underestimation. Total numbers may not equal the sum of their parts due to random rounding; Data is Fiscal year data (Oct T-1 to Oct T).	Complies with definition. Labour permit is: (a). Applicant's first approved visa is "Work" Visa AND applicant is "Principal Applicant" AND application substream is NOT "Family" and "International/Humanitarian"; (b) applicant's first approved visa is "Resident" Visa AND applicant is "Principal Applicant" AND application substream is "Business/Skilled - Other" or "Entrepreneur" or "Investor" or "Skilled"; Temporary work permit is that applicant's first permit is labour permit AND visa duration is less than or equal to 365 days (366 days in 2012, 2016, 2020); Long-term work permit is that applicant's first permit is labour permit AND visa duration is more than 365 days (366 days in 2012, 2016, 2020); Values from 0 to 5 have been suppressed, and all other values have been random rounded to base 3 - in accordance with MBIE/INZ privacy; Suppressed values assigned a random value of 3 by OECD to avoid underestimation. Total numbers may not equal the sum of their parts due to random rounding; Data is Fiscal year data (Oct T-1 to Oct T).	Complies with definition. Values from 0 to 5 have been suppressed, and all other values have been random rounded to base 3 - in accordance with MBIE/INZ privacy; Suppressed values assigned a random value of 3 by OECD to avoid underestimation. Total numbers may not equal the sum of their parts due to random rounding; Data is Fiscal year data (Oct T-1 to Oct T).	Ministry of Business, Innovation and Employment, Immigration New Zealand
<b>Norway</b>	Complies with the definition.	Complies with the definition.	Complies with the definition.	The Norwegian Directorate of Immigration
<b>Poland</b>	Visas longer than 3 months except 2010 when data also include shorter visas.	Visas longer than 3 months except 2010 when data also include shorter visas.	Visas longer than 3 months except 2010 when data also include shorter visas. Includes native-born third country nationals newborn and adopted children.	Office for Foreigners and Ministry of Foreign Affairs

<b>Portugal</b>	Complies with the definition. Includes visas for the exchange of secondary education students, professional internships or volunteering.	Complies with the definition. Includes visas for subordinate activity and for research or highly qualified activity.	Complies with the definition.	SEF-Foreigners and Borders Service. Eurostat [migr_restfirst] for 2022 data (accessed 01.11.2023).
<b>Slovak Republic</b>	Visas longer than 3 months	Visas longer than 3 months	Visas longer than 3 months	Eurostat [migr_resfirst] accessed 01.11.2023.
<b>Slovenia</b>	Complies with the definition. Excludes long-stay visas for study courses that are not under the jurisdiction of the Ministry of the Interior.	Excludes visas that are not under the jurisdiction of the Ministry of the Interior.	Excludes long-stay visas for family members who accompany or reunite with Slovene/EU citizen that are not under the jurisdiction of the Ministry of the Interior.	Ministry of the Interior. Eurostat [migr_restfirst] for 2022 data (accessed 01.11.2023).
<b>Spain</b>	Complies with the definition.	Complies with the definition.	Excludes family members of refugees within resettlement and humanitarian admissions programmes.	Permanent Observatory for Immigration (Ministry of Employment and Social Security)
<b>Sweden</b>	Complies with the definition.	Complies with the definition.	Complies with the definition.	Swedish Migration Agency.
<b>Switzerland</b>	Excludes apprenticeship programmes (until 2017).	Complies with the definition.	Excludes family members of refugees who reunite (at a later stage) with a beneficiary of subsidiary protection.	Secrétariat d'Etat aux migrations SEM, Département fédéral de justice et police DFJP.
<b>Türkiye</b>	No comparable data available	No comparable data available	No comparable data available	
<b>United Kingdom</b>	Complies with the definition.	Complies with the definition.	'Family' includes family visas, dependants joining or accompanying primary applicants and those joining via the EEA Family Permit Scheme.	Home Office, Immigration statistics data tables, Table Vis_D02: Outcomes of applications for entry clearance visas
<b>United States</b>	<p>Visa issuance statistics (F-1, F-3, M-1, M-3). May not delineate between first permits and renewals. Values &lt; 3 suppressed to maintain anonymity-- to avoid underestimation, such values were assigned an average value of 2 by OECD.</p>	<p>Visa issuance statistics (CW-1, H-1B, H-1B1, H-1C, H-2A, H-2B, H-3, O-1, O-2, P-1, P-2, P-3, Q-1, R-1, TN, L-1, E-1, E-2, E-2C, E-3). May not delineate between first permits and renewals. Nonimmigrant work visas are temporary and data are not differentiated between short-term and long-term work permits. For the E-1, E-2, E-2C, and E-3 visas, both the principal applicant and dependent family members receive the same visa category so family members cannot be distinguished. For New Arrival Legal Permanent Residents (LPR) on the basis of Employment, employment categories include Priority workers; Professionals with advanced degrees or aliens of exceptional ability; Skilled workers, professionals, and unskilled workers; Certain special immigrants; and Employment creation (investors). The LPR principal applicants are counted separately from their family members. The dependents of these principal applicants are included in the families of labour-related migrants section (complying with definitions). Values &lt; 3 suppressed to maintain anonymity-- to avoid underestimation, such values were assigned an average value of 2 by OECD.</p>	<p>Visa issuance statistics (lawful permanent residence: family-sponsored preferences and immediate relatives of U.S. citizens; fiancés K-1; accompanying family of labour-related migrants: CW-2, H-4, O-3, P-4, R-2, TD, L-2; accompanying family of students: F-2, M-2, J-2); Families of employment based LPR immigrants from DHS LPR data. Excludes changes of status. Includes families of refugees and asylees if they received a family-based lawful permanent residence status before entering the United States. New Arrival LPRs: Data are from DHS and only those that entered the U.S. are included in these counts. Values &lt; 3 suppressed to maintain anonymity-- to avoid underestimation, such values were assigned an average value of 2 by OECD.</p>	<p>U.S. Department of State and U.S. Department of Homeland Security Office of Immigration Statistics.</p>

## Annex II – Data by nationality and country of destination, 2022

### Family permits

DESTINATION	AFG	ERI	IRN	IRQ	SOM	SYR	VEN	TOTAL
Australia	1,784	74	2,321	276	103	175	109	4,842
Austria	452	5	431	77	28	292	38	1,323
Belgium	1,314	313	207	322	337	1,119	91	3,703
Brazil	5	0	46	11	1	233	11	307
Canada	1,795	1,274	2,369	413	780	427	523	7,581
Switzerland	232	152	149	100	76	194	103	1,006
Chile	0	0	0	0	0	2	3,137	3,139
Colombia	3	0	31	1	0	11	9,586	9,632
Costa Rica	0	0	0	0	0	0	91	91
Czechia	7	0	57	6	0	42	3	115
Germany	4,621	1,165	3,765	2,349	1,313	18,150	199	31,562
Denmark	77	78	1,034	146	16	183	15	1,549
Spain	13	0	402	98	1	118	6,561	7,193
Estonia	3	0	27	3	0	3	5	41
Finland	454	78	418	635	434	241	13	2,273
France	301	7	217	80	37	193	245	1,080
United Kingdom	811	836	1,397	1,638	372	1,231	37	6,322
Greece	2	0	615	102	0	175	13	907
Hungary	10	0	135	229	0	78	1	453
Ireland	23	2	8	6	25	9	34	107
Iceland	0	0	12	11	1	15	10	49
Israel	0	0	0	0	0	0	0	0
Italy	495	52	382	217	109	143	760	2,158
Japan	836	0	85	13	2	13	26	975
Korea	35	0	70	21	0	68	5	199
Lithuania	1	0	18	0	0	1	0	20
Luxembourg	7	13	27	12	3	23	19	104
Latvia	1	0	7	0	0	5	0	13
Mexico	2	0	18	1	0	5	1,845	1,871
Netherlands	410	900	1,200	290	100	3,020	100	6,020
Norway	377	610	330	92	187	1,012	26	2,634
New Zealand	1,107	62	136	41	126	30	16	1,518
Poland	16	0	34	13	0	26	20	109
Portugal	2	0	194	22	0	23	804	1,045
Slovak Republic	11	0	44	12	1	16	4	88
Slovenia	4	0	6	3	0	4	8	25
Sweden	1,483	1,268	1,842	1,576	314	1,805	67	8,355
United States	1,673	581	5,153	1,374	751	1,599	3,547	14,678
<b>Total</b>	<b>18,367</b>	<b>7,470</b>	<b>23,187</b>	<b>10 190</b>	<b>5,117</b>	<b>30 684</b>	<b>28,072</b>	<b>123,087</b>

## Work permits

DESTINATION	AFG	ERI	IRN	IRQ	SOM	SYR	VEN	TOTAL
Australia	18	3	1,153	29	5	12	57	1,277
Austria	5	0	256	5	0	13	13	292
Belgium	8	0	106	11	1	13	8	147
Brazil	1	0	10	0	0	5	101	117
Canada	163	13	10,077	379	16	470	696	11,814
Switzerland	7	2	106	7	1	16	25	164
Chile	0	0	3	0	0	3	347	353
Colombia	0	2	9	3	0	1	9,808	9,823
Costa Rica	0	0	0	0	0	2	609	611
Czechia	4	0	33	0	0	14	3	54
Germany	56	3	2,118	57	3	258	220	2,715
Denmark	6	0	402	75	3	9	32	527
Spain	6	0	207	24	0	31	4,541	4,809
Estonia	3	0	66	4	1	6	15	95
Finland	37	1	261	106	2	7	9	423
France	27	1	229	16	2	34	76	385
United Kingdom	220	114	1,474	449	59	351	124	2,791
Greece	1	0	22	1	0	36	6	66
Hungary	12	0	94	4	0	23	21	154
Ireland	50	1	87	15	27	21	20	221
Iceland	0	0	10	0	0	2	2	14
Israel	0	0	0	0	0	0	529	529
Italy	2	5	77	11	1	3	68	167
Japan	466	0	69	8	0	11	37	591
Korea	5	0	66	8	0	11	9	99
Lithuania	1	0	7	0	0	4	1	13
Luxembourg	1	0	23	12	0	1	8	45
Latvia	0	0	2	0	0	0	0	2
Mexico	1	0	18	1	0	7	748	775
Netherlands	10	3	1,040	20	0	60	50	1,183
Norway	12	1	119	3	1	6	13	155
New Zealand	58	3	191	3	3	3	44	305
Poland	12	0	209	38	1	61	45	366
Portugal	4	0	173	11	0	15	682	885
Slovak Republic	0	0	63	4	0	18	3	88
Slovenia	0	0	18	1	0	0	0	19
Sweden	63	4	808	417	0	90	29	1,411
United States	35	22	303	67	2	62	1,686	2,177
<b>Total</b>	<b>1,294</b>	<b>178</b>	<b>19,909</b>	<b>1,789</b>	<b>128</b>	<b>1,679</b>	<b>20,685</b>	<b>45,662</b>



## Study permits

DESTINATION	AFG	ERI	IRN	IRQ	SOM	SYR	VEN	TOTAL
Australia	3	3	378	21	3	7	16	431
Austria	14		389	10	0	19	15	447
Belgium	4	3	227	3	3	15	12	267
Brazil	0	0	33	0	3	6	38	80
Canada	97	15	9,046	188	5	167	511	10,029
Switzerland	14	0	195	7	2	13	22	253
Chile	0	0	2	0	0	1	42	45
Colombia	0	0	35	2	2	5	2,267	2,311
Costa Rica	0	0		0	0	0	120	120
Czechia	13	0	159	34	0	67	3	276
Germany	306	26	3,761	222	9	1,604	144	6,072
Denmark	5	0	638	16	0	6	2	667
Spain	4	2	610	121	5	77	916	1,735
Estonia	0	0	8	0	0	0	1	9
Finland	16	7	244	8		6	2	283
France	50	1	852	36	5	130	170	1,244
United Kingdom	819	18	4,049	888	48	464	52	6,338
Greece	1	0	14	30	0	15	0	60
Hungary	70	20	534	120	3	357	3	1,107
Ireland	43	6	104	17	21	88	25	304
Iceland	3	0	11	0	0	0	0	14
Israel	0	0	0	0	0	0	15	15
Italy	88	22	3,109	38	31	109	43	3,440
Japan	85	9	149	7	14	39	14	317
Korea	26	1	112	10	9	5	13	176
Lithuania	7	0	64	10	2	3	2	88
Luxembourg	0	0	45	0	0	3	0	48
Latvia	2	0	5	0	0	1	0	8
Mexico	8	0	20	3	0	4	108	143
Netherlands	20	10	640	10	20	30	10	740
Norway	1	1	295	3	0	1	6	307
New Zealand	3	3	112	6	3	3	3	133
Poland	72	4	158	173	32	142	2	583
Portugal	1	0	66	3	1	6	44	121
Slovak Republic	18	0	36	5	0	15	0	74
Slovenia	0	0	5	0	0	2	0	7
Sweden	4	1	541	58	0	11	4	619
United States	473	174	4,336	486	46	308	1,307	7,130
<b>Total</b>	<b>2,270</b>	<b>326</b>	<b>30,982</b>	<b>2,535</b>	<b>267</b>	<b>3,729</b>	<b>5,932</b>	<b>46,041</b>

## Annex III – Data by nationality and permit type, 2010–2022

	2010	2011	2012	2013	2014	2015	2016	2017	2018	2019	2020	2021	2022	2010–2022	
AFG	<b>TOTAL</b>	<b>8,962</b>	<b>9,657</b>	<b>10,175</b>	<b>11,018</b>	<b>13,202</b>	<b>14,310</b>	<b>13,545</b>	<b>14,705</b>	<b>17,066</b>	<b>17,126</b>	<b>14,461</b>	<b>16,536</b>	<b>21,931</b>	<b>182,694</b>
	Family permits	7,449	7,862	8,705	9,482	11,509	12,600	12,251	13,436	15,565	15,503	13,385	14,855	18,367	<b>160,969</b>
	Work permits	277	403	412	380	457	411	225	274	519	628	533	466	1,294	<b>6,279</b>
	Student permits	1,236	1,392	1,058	1,156	1,236	1,299	1,069	995	982	995	543	1,215	2,270	<b>15,446</b>
ERI	<b>TOTAL</b>	<b>3,492</b>	<b>3,541</b>	<b>4,085</b>	<b>3,994</b>	<b>4,360</b>	<b>5,172</b>	<b>8,749</b>	<b>12,598</b>	<b>13,100</b>	<b>12,554</b>	<b>9,293</b>	<b>9,242</b>	<b>7,974</b>	<b>98,154</b>
	Family permits	2,941	3,071	3,592	3,526	3,840	4,722	8,282	12,129	12,703	12,234	9,089	8,921	7,470	<b>92,520</b>
	Work permits	359	290	269	253	259	205	171	203	191	183	99	108	178	<b>2,768</b>
	Student permits	192	180	224	215	261	245	296	266	206	137	105	213	326	<b>2,866</b>
IRN	<b>TOTAL</b>	<b>34,427</b>	<b>35,972</b>	<b>37,680</b>	<b>39,916</b>	<b>44,977</b>	<b>39,554</b>	<b>36,900</b>	<b>39,507</b>	<b>41,075</b>	<b>43,290</b>	<b>34,362</b>	<b>54,743</b>	<b>74,078</b>	<b>556,481</b>
	Family permits	12,778	13,460	14,893	14,880	14,725	15,590	15,747	16,073	14,109	13,613	15,216	16,896	23,187	<b>201,167</b>
	Work permits	10,119	10,019	10,707	14,349	19,356	12,304	8,706	8,497	10,831	13,097	8,761	14,234	19,909	<b>160,889</b>
	Student permits	11,530	12,493	12,080	10,687	10,896	11,660	12,447	14,937	16,135	16,580	10,385	23,613	30,982	<b>194,425</b>
IRQ	<b>TOTAL</b>	<b>16,685</b>	<b>17,105</b>	<b>15,863</b>	<b>16,376</b>	<b>15,572</b>	<b>14,020</b>	<b>18,493</b>	<b>24,256</b>	<b>21,398</b>	<b>14,570</b>	<b>10,422</b>	<b>13,285</b>	<b>14,514</b>	<b>212,559</b>
	Family permits	12,367	10,819	9,406	8,430	8,436	9,670	15,232	20,560	17,482	11,061	8,039	9,863	10,190	<b>151,555</b>
	Work permits	2,092	2,372	2,166	1,872	1,385	1,167	1,104	1,495	1,708	1,655	1,212	1,288	1,789	<b>21,305</b>
	Student permits	2,226	3,914	4,291	6,074	5,751	3,183	2,157	2,201	2,208	1,854	1,171	2,134	2,535	<b>39,699</b>
SOM	<b>TOTAL</b>	<b>6,723</b>	<b>5,715</b>	<b>10,331</b>	<b>13,459</b>	<b>9,587</b>	<b>8,285</b>	<b>8,320</b>	<b>9,303</b>	<b>7,920</b>	<b>6,108</b>	<b>5,271</b>	<b>5,547</b>	<b>5,512</b>	<b>102,081</b>
	Family permits	6,591	5,608	10,189	13,335	9,464	8,150	8,144	9,124	7,741	5,931	5,133	5,262	5,117	<b>99,789</b>
	Work permits	68	55	47	40	36	19	32	33	39	66	47	68	128	<b>678</b>
	Student permits	64	52	95	84	87	116	144	146	140	111	91	217	267	<b>1,614</b>
SYR	<b>TOTAL</b>	<b>9,106</b>	<b>9,728</b>	<b>9,687</b>	<b>14,376</b>	<b>23,708</b>	<b>48,270</b>	<b>68,602</b>	<b>81,784</b>	<b>51,542</b>	<b>24,674</b>	<b>27,498</b>	<b>28,880</b>	<b>36,092</b>	<b>433,947</b>
	Family permits	4,883	5,537	6,454	9,726	18,399	42,216	63,631	77,588	48,020	21,704	25,289	25,367	30,684	<b>379,498</b>
	Work permits	2,178	2,168	1,710	2,250	2,224	2,269	1,748	1,595	1,475	1,226	763	973	1,679	<b>22,258</b>
	Student permits	2,045	2,023	1,523	2,400	3,085	3,785	3,223	2,601	2,047	1,744	1,446	2,540	3,729	<b>32,191</b>
VEN	<b>TOTAL</b>	<b>25,623</b>	<b>28,905</b>	<b>27,018</b>	<b>29,761</b>	<b>47,881</b>	<b>41,203</b>	<b>45,396</b>	<b>52,156</b>	<b>55,724</b>	<b>47,755</b>	<b>26,181</b>	<b>27,393</b>	<b>54,689</b>	<b>509,685</b>
	Family permits	9,969	10,694	9,395	9,490	15,633	16,677	21,548	28,066	32,909	27,414	14,084	13,360	28,072	<b>237,311</b>
	Work permits	7,584	8,252	8,251	8,046	13,210	13,924	14,947	16,404	16,898	16,164	9,849	10,015	20,685	<b>164,229</b>
	Student permits	8,070	9,959	9,372	12,225	19,038	10,602	8,901	7,686	5,917	4,177	2,248	4,018	5,932	<b>108,145</b>
<b>TOTAL</b>	<b>TOTAL</b>	<b>105,018</b>	<b>110,623</b>	<b>114,839</b>	<b>128,900</b>	<b>159,287</b>	<b>170,814</b>	<b>200,005</b>	<b>234,309</b>	<b>207,825</b>	<b>166,077</b>	<b>127,488</b>	<b>155,626</b>	<b>214,790</b>	<b>2,095,601</b>
	Family permits	<b>56,978</b>	<b>57,051</b>	<b>62,634</b>	<b>68,869</b>	<b>82,006</b>	<b>109,625</b>	<b>144,835</b>	<b>176,976</b>	<b>148,529</b>	<b>107,460</b>	<b>90,235</b>	<b>94,524</b>	<b>123,087</b>	<b>1,322,809</b>
	Work permits	<b>22,677</b>	<b>23,559</b>	<b>23,562</b>	<b>27,190</b>	<b>36,927</b>	<b>30,299</b>	<b>26,933</b>	<b>28,501</b>	<b>31,661</b>	<b>33,019</b>	<b>21,264</b>	<b>27,152</b>	<b>45,662</b>	<b>378,406</b>
	Student permits	<b>25,363</b>	<b>30,013</b>	<b>28,643</b>	<b>32,841</b>	<b>40,354</b>	<b>30,890</b>	<b>28,237</b>	<b>28,832</b>	<b>27,635</b>	<b>25,598</b>	<b>15,989</b>	<b>33,950</b>	<b>46,041</b>	<b>394,386</b>

## Annex IV – Data by permit type and country of destination, 2013–2022

Note: Please see Online Appendix for full 2010-2022 series

### Afghans – Family permits

DESTINATION	2013	2014	2015	2016	2017	2018	2019	2020	2021	2022	TOTAL
Australia	998	1,557	2,015	1,484	1,735	2,322	2,113	2,307	1,403	1,784	20,551
Austria	66	102	119	149	125	146	233	223	363	452	2,163
Belgium	410	511	846	650	835	1,106	1,687	1,177	1,364	1,314	10,700
Brazil	0	0	0		0	1	8	2	9	5	25
Canada	632	512	1,022	1,060	1,178	1,076	1,001	747	1,738	1,795	12,232
Switzerland	84	65	83	74	56	109	110	105	149	232	1,236
Chile	0	0	0	0	0	1	1	0	0	0	2
Colombia	0	0	0	0	0	2	1	1	0	3	7
Costa Rica	0	0	0	0	0	1	0	0	0	0	1
Czechia	20	14	27	29	5	0	7	0	4	7	156
Germany	655	1,068	1,343	1,417	2,306	3,041	2,029	2,312	2,647	4,621	22,879
Denmark	293	259	111	95	152	192	118	107	84	77	1,982
Spain	3	25	16	8	20	21	17	14	43	13	204
Estonia	1	0	0	6	7	1	1	3	0	3	26
Finland	158	234	189	183	209	220	246	208	253	454	2,868
France	93	88	64	63	69	95	166	110	231	301	1,483
United Kingdom	2,187	2,180	2,190	2,176	2,153	2,194	2,373	2,182	2,619	811	27,656
Greece	10	4	22	4	8	3	10	5	14	2	108
Hungary	16	17	22	11	13	23	15	11	9	10	164
Ireland	19	38	141	488	39	18	24	14	42	23	926
Iceland	0	0	0	0	0	0	0	0	0	0	0
Israel	0	0	0	0	0	0	0	0	0	0	0
Italy	134	132	162	171	216	204	208	176	556	495	2,852
Japan	188	187	397	336	291	233	200	157	86	836	3,225
Korea	7	4	5	6	11	6	9	7	9	35	125
Lithuania	0	4	7	7	1	9	4	2	4	1	40
Luxembourg	7	2	4	10	4	1	2	1	13	7	56
Latvia	0	0	0	0	0	0	2	1	0	1	7
Mexico	1	0	1	0	1	5	1	2	0	2	14
Netherlands	270	240	220	290	290	490	370	300	450	410	3,970
Norway	201	212	295	352	364	258	340	321	428	377	4,184
New Zealand	249	408	249	243	138	228	288	189	240	1,107	3,693
Poland	7	7	7	4	11	10	13	3	9	16	99
Portugal	0	0	3	1	1	3	1	4	6	2	21
Slovak Republic	0	5	8	7	8	3	7	3	1	11	56
Slovenia	0	0	0	0	0	7	18	12	3	4	44
Sweden	1,849	2,059	1,848	1,427	1,773	2,572	2,832	1,793	1,367	1,483	22,512
United States	924	1,575	1,184	1,500	1,417	964	1,048	886	711	1,673	14,702
<b>Total</b>	<b>9,482</b>	<b>11,509</b>	<b>12,600</b>	<b>12,251</b>	<b>13,436</b>	<b>15,565</b>	<b>15,503</b>	<b>13,385</b>	<b>14,855</b>	<b>18,367</b>	<b>160,969</b>

## Afghans – Work permits

DESTINATION	2013	2014	2015	2016	2017	2018	2019	2020	2021	2022	TOTAL
Australia	7	9	9	10	8	7	6	6	13	18	107
Austria	0	0	1	0	0	0	1	0	3	5	10
Belgium	0	1	2	1	5	4	4	1	7	8	34
Brazil	0	0	1	0	3	3	11	0	0	1	23
Canada	35	58	56	43	18	49	24	15	64	163	626
Switzerland	0	4	0	1	1	2	3	4	1	7	31
Chile	0	0	0	0	2	3	5	0	0	0	10
Colombia	0	0	0	0	0	0	0	0	0	0	0
Costa Rica	1	0	1	1	0	0	0	0	1	0	4
Czechia	7	4	7	8	5	5	1	1	0	4	45
Germany	44	42	14	11	22	20	152	14	25	56	478
Denmark	3	1	3	3	4	5	1	3	1	6	37
Spain	8	1	2	6	0	4	0	8	9	6	76
Estonia	0	0	0	0	1	0	0	0	3	3	7
Finland	3	2	4	4	23	41	36	57	52	37	261
France	24	18	14	11	13	19	21	13	26	27	230
United Kingdom	55	97	47	22	21	47	51	36	62	220	763
Greece	0	1	1	1	1	1	1	0	0	1	7
Hungary	3	3	1	5	3	2	0	4	4	12	44
Ireland	3	2	10	3	11	4	5	5	14	50	110
Iceland	0	0	0	0	0	0	0	0	0	0	0
Israel	0	0	0	0	0	0	0	0	0	0	0
Italy	9	6	1	0	1	3	1	2	2	2	67
Japan	101	108	154	39	36	99	136	163	22	466	1,714
Korea	0	0	0	0	0	0	1	0	2	5	8
Lithuania	1	8	1	3	1	1	0	0	0	1	17
Luxembourg	3	0	0	1	0	3	0	1	3	1	12
Latvia	0	1	1	0	6	1	0	0	0	0	15
Mexico	0	1	0	1	2	0	0	1	0	1	6
Netherlands	5	0	5	3	3	0	10	3	10	10	54
Norway	2	0	3	1	1	2	0	4	4	12	34
New Zealand	3	33	12	3	9	6	3	3	9	58	148
Poland	7	9	8	11	18	10	15	10	16	12	140
Portugal	0	0	1	0	0	0	2	0	0	4	8
Slovak Republic	2	0	2	0	0	0	0	2	1	0	12
Slovenia	0	0	0	0	0	0	0	0	0	0	0
Sweden	32	22	35	17	37	163	118	165	108	63	907
United States	22	26	15	16	19	15	20	12	4	35	234
<b>Total</b>	<b>380</b>	<b>457</b>	<b>411</b>	<b>225</b>	<b>274</b>	<b>519</b>	<b>628</b>	<b>533</b>	<b>466</b>	<b>1,294</b>	<b>6,279</b>

## Afghans – Study permits

DESTINATION	2013	2014	2015	2016	2017	2018	2019	2020	2021	2022	TOTAL
Australia	26	10	7	21	3	13	14	13	7	3	266
Austria	4	7	7	8	1	5	3	7	9	14	66
Belgium	2	1	2	3	3	2	1	3	2	4	25
Brazil	0	0	0		3	2	0	1	3	0	9
Canada	26	11	16	13	8	16	22	5	31	97	301
Switzerland	7	3	3	4	3	3	3	4	10	14	67
Chile	0	0	0	0	0	0	1	0	0	0	1
Colombia	0	0	0	0	0	0	0	0	2	0	2
Costa Rica	2	0	0	0	0	1	0	1	0	0	6
Czechia	11	11	22	15	10	5	2	3	7	13	111
Germany	45	101	141	109	102	107	111	81	203	306	1,450
Denmark	2	4	2	3	1	4	2	2	2	5	35
Spain	3	1	5	3	17	5	7	6	6	4	63
Estonia	1	3	6	8	5	3	3	7	1	0	37
Finland	6	5	4	6	4	2	6	3	9	16	69
France	36	50	40	45	39	61	46	44	33	50	612
United Kingdom	139	89	88	66	72	98	109	125	329	819	2,915
Greece	0	0	1	0	0	2	1	0	0	1	20
Hungary	12	14	11	7	18	18	14	8	26	70	232
Ireland	4	4	53	1	14	10	8	18	20	43	185
Iceland	3	3	3	3	3	3	3	3	3	3	33
Israel	0	0	0	0	0	0	0	0	0	0	0
Italy	13	19	17	13	20	35	31	18	26	88	358
Japan	107	163	122	84	66	50	51	22	66	85	970
Korea	19	22	15	24	21	24	23	14	20	26	233
Lithuania	0	0	1	3	3	7	17	9	11	7	58
Luxembourg	0	0	0	0	0	0	0	0	0	0	0
Latvia	0	0	1	0	0	0	3	2	4	2	12
Mexico	1	0	0	0	0	0	0	0	0	8	12
Netherlands	20	10	30	10	20	20	10	20	40	20	270
Norway	2	1	3	1	1	2	2	1	2	1	21
New Zealand	3	3	3	3	3	3	3	3	3	3	39
Poland	17	16	54	66	65	77	28	7	30	72	478
Portugal	1	1	1	0	0	1	0	0	3	1	10
Slovak Republic	2	4	6	7	5	25	109	5	7	18	198
Slovenia	0	0	0	0	0	0	0	0	0	0	0
Sweden	4	7	9	12	16	9	10	11	9	4	109
United States	638	673	626	531	469	369	352	97	291	473	6,173
<b>Total</b>	<b>1,156</b>	<b>1,236</b>	<b>1,299</b>	<b>1,069</b>	<b>995</b>	<b>982</b>	<b>995</b>	<b>543</b>	<b>1,215</b>	<b>2,270</b>	<b>15,446</b>

## Eritreans – Family permits

DESTINATION	2013	2014	2015	2016	2017	2018	2019	2020	2021	2022	TOTAL
Australia	21	101	70	81	64	42	45	28	28	74	755
Austria	0	1	2	0	1	0	2	1	7	5	21
Belgium	20	11	41	85	153	87	176	220	306	313	1,457
Brazil	0	0	0		0	0	0	0	0	0	0
Canada	183	258	335	463	393	625	1,026	866	1,254	1,274	7,370
Switzerland	98	67	54	59	69	80	78	117	143	152	1,116
Chile	0	0	0	0	0	0	0	0	0	0	0
Colombia	0	0	0	1	0	0	0		0	0	1
Costa Rica	0	0	0	0	0	0	0	0	0	0	0
Czechia	0	0	0	3	1	0	0	0	0	0	5
Germany	137	149	170	500	997	1,309	820	882	1,233	1,165	7,703
Denmark	12	22	78	563	1,045	295	248	255	121	78	2,735
Spain	2	2	0	3	3	1	1	1	0	0	24
Estonia	0	0	0	0	0	0	1	0	0	0	1
Finland	2	3	7	7	27	112	239	100	101	78	690
France	11	14	12	12	15	9	5	5	7	7	112
United Kingdom	533	428	582	1,081	1,257	1,665	1,857	916	1,087	836	11,932
Greece	0	0	0	0	0	0	1	0	0	0	2
Hungary	0	0	0	0	0	0	7	0	0	0	9
Ireland	1	5	4	1	3	1	1	2	3	2	41
Iceland	3	1	0	0	0	0	0	0	0	0	7
Israel	0	0	0	0	0	0	0	0	0	0	0
Italy	141	150	140	157	151	152	95	53	77	52	1,588
Japan	1	0	3	2	5	0	2	0	0	0	13
Korea	0	0	0	0	0	0	0	0	0	0	0
Lithuania	1	0	0	0	0	0	0	0	0	0	1
Luxembourg	1	1	0	3	2	3	3	2	1	13	32
Latvia	0	0	0	0	0	0	0	0	0	0	0
Mexico	1	0	0	1	0	0	0	0	0	0	2
Netherlands	5	30	170	580	1,530	1,920	1,990	1,550	1,220	900	9,920
Norway	633	518	935	1,512	1,535	906	940	910	995	610	10,998
New Zealand	36	15	6	24	15	30	66	33	27	62	347
Poland	0	0	0	0	0	0	0	1	0	0	1
Portugal	0	1	0	2	0	4	6	1	4	0	18
Slovak Republic	1	0	1	0	0	0	1	0	0	0	3
Slovenia	0	0	0	0	1	8	14	7	11	0	41
Sweden	1,044	1,459	1,546	2,406	3,918	4,572	3,769	2,633	1,966	1,268	27,413
United States	639	604	566	736	944	882	841	506	330	581	8,162
<b>Total</b>	<b>3,526</b>	<b>3,840</b>	<b>4,722</b>	<b>8,282</b>	<b>12,129</b>	<b>12,703</b>	<b>12,234</b>	<b>9,089</b>	<b>8,921</b>	<b>7,470</b>	<b>92,520</b>

## Eritreans – Work permits

DESTINATION	2013	2014	2015	2016	2017	2018	2019	2020	2021	2022	TOTAL
Australia	3	3	3	3	5	0	3	0	3	3	39
Austria	1	0	0	0	0	0	1	0	0	0	3
Belgium	0	1	1	1	1	1	0	0	0	0	6
Brazil	0	0	0	0	11	8	1	0	0	0	20
Canada	32	10	34	30	15	16	9	4	11	13	247
Switzerland	3	2	1	2	1	2	2	1	3	2	30
Chile	0	0	0	0	0	0	0	0	0	0	0
Colombia	0	0	0	0	0	0	0	0	0	2	2
Costa Rica	0	0	0	0	0	0	0	0	0	0	0
Czechia	0	0	0	0	1	0	0	0	0	0	1
Germany	0	1	0	3	2	2	1	2	0	3	19
Denmark	0	0	0	0	1	0	1	0	0	0	5
Spain	1	0	3	1	0	1	0	1	0	0	14
Estonia	0	0	0	0	0	0	0	0	0	0	0
Finland	0	0	0	2	1	0	0	1	2	1	9
France	1	0	0	0	0	0	2	1	1	1	12
United Kingdom	177	186	124	104	139	122	122	45	61	114	1,732
Greece	0	0	0	0	0	0	0	0	0	0	0
Hungary	0	0	0	0	0	0	0	0	0	0	0
Ireland	0	0	1	0	0	0	1	2	0	1	5
Iceland	0	0	0	0	0	0	0	0	0	0	0
Israel	0	0	0	0	0	0	0	0	0	0	0
Italy	8	10	3	1	2	0	3	2	3	5	224
Japan	0	1	0	0	0	1	0	0	0	0	3
Korea	0	0	0	0	0	0	0	0	0	0	0
Lithuania	0	0	0	0	0	0	0	0	0	0	0
Luxembourg	0	0	0	0	2	0	0	1	6	0	9
Latvia	0	0	0	0	0	0	0	0	0	0	0
Mexico	0	0	2	0	0	0	1	0	0	0	4
Netherlands	5	0	3	3	3	0	0	3	3	3	23
Norway	1	0	0	0	0	0	0	0	0	1	4
New Zealand	3	33	12	3	6	6	3	3	9	3	90
Poland	0	0	0	0	0	1	0	1	2	0	7
Portugal	0	0	0	0	0	0	0	0	0	0	0
Slovak Republic	0	0	0	0	0	0	0	0	0	0	0
Slovenia	0	0	0	0	0	0	0	0	0	0	0
Sweden	4	1	7	1	1	4	4	3	1	4	42
United States	14	11	11	17	12	27	29	29	3	22	218
<b>Total</b>	<b>253</b>	<b>259</b>	<b>205</b>	<b>171</b>	<b>203</b>	<b>191</b>	<b>183</b>	<b>99</b>	<b>108</b>	<b>178</b>	<b>2,768</b>

## Eritreans – Study permits

DESTINATION	2013	2014	2015	2016	2017	2018	2019	2020	2021	2022	TOTAL
Australia	5	3	3	3	3	0	0	3	3	3	35
Austria	1	0	1	0	0	1	0	0	0		3
Belgium	2	0	0	1	0	0	0	4	1	3	13
Brazil	0	0	0		4	7	0	1	0	0	15
Canada	11	16	11	16	12	14	4	2	16	15	141
Switzerland	2	2	1	0	1	0	2	2	0	0	13
Chile	0	0	0	0	0	0	0	0	0	0	0
Colombia	0	0	0	0	3	0	0		0	0	3
Costa Rica	0	0	0	0	0	0	0	0	0	0	0
Czechia	0	1	1	2	1	2	0	0	1	0	8
Germany	13	10	17	8	6	13	10	14	36	26	193
Denmark	0	2	0	1	1	0	0	0	0	0	10
Spain	2	2	0	1	2	1	1	1	2	2	19
Estonia	0	0	0	0	0	0	0	0	0	0	0
Finland	1	1	0	0	1	2	1	8	9	7	35
France	1		2	1	1	1	5	1	1	1	16
United Kingdom	11	13	11	15	11	18	14	10	20	18	164
Greece	0	1	0	0	0	0	0	0	0	0	1
Hungary	1	0	3	1	2	5	6	1	15	20	60
Ireland	1	1	0	1	5	11	2	2	9	6	43
Iceland	0	0	0	0	0	0	0	0	0	0	0
Israel	0	0	0	0	0	0	0	0	0	0	0
Italy	4	5	7	4	8	11	9	7	11	22	128
Japan	1	2	1	3	6	2	4	1	1	9	50
Korea	2	0	2	2	3	3	2	0	0	1	17
Lithuania	0	0	1	1	0	0	1	5	1	0	9
Luxembourg	0	0	0	0	0	0	0	0	0	0	0
Latvia	0	0	0	0	0	0	0	0	0	0	0
Mexico	0	0	0	1	0	1	0	0	0	0	2
Netherlands	20	20	10	10	10	3	10	3	10	10	166
Norway	2	2	1	2	0	1	0	0	0	1	14
New Zealand	3	3	3	3	3	3	3	3	3	3	39
Poland	1	0	1	2	3	4	0	4	2	4	24
Portugal	5	1	1	2	0	0	0	0	1	0	12
Slovak Republic	0	0	0	0	0	0	0	0		0	1
Slovenia	1	1	0	0	0	0	0	0	0	0	2
Sweden	8	7	4	3	10	3	4	10	6	1	76
United States	117	168	164	213	170	100	59	23	65	174	1,554
<b>Total</b>	<b>215</b>	<b>261</b>	<b>245</b>	<b>296</b>	<b>266</b>	<b>206</b>	<b>137</b>	<b>105</b>	<b>213</b>	<b>326</b>	<b>2,866</b>



## Iranians – Family permits

DESTINATION	2013	2014	2015	2016	2017	2018	2019	2020	2021	2022	TOTAL
Australia	1,922	1,769	2,212	1,609	1,532	1,444	1,525	1,317	1,813	2,321	22,455
Austria	127	147	274	308	160	154	227	177	218	431	2,570
Belgium	160	141	159	150	135	180	229	260	281	207	2,509
Brazil	0	0	0		0	24	25	17	28	46	140
Canada	2,378	1,957	1,607	1,668	1,445	1,982	1,870	984	2,228	2,369	21,716
Switzerland	100	85	126	137	149	154	165	171	171	149	1,762
Chile	0	0	0	0	5	3	7	0	0	0	15
Colombia	0	8	11	20	20	12	13	2	12	31	129
Costa Rica	0	0	0	0	1	0	0	0	0	0	1
Czechia	12	16	13	15	7	21	33	36	36	57	254
Germany	814	1,085	1,218	1,476	1,787	2,418	1,252	1,883	2,965	3,765	20,293
Denmark	374	553	340	298	398	371	343	478	587	1,034	5,331
Spain	121	90	113	137	155	238	293	214	307	402	2,336
Estonia	4	3	8	6	4	32	57	31	52	27	229
Finland	117	124	121	129	149	160	180	198	248	418	2,061
France	104	103	116	163	142	149	218	165	221	217	1,817
United Kingdom	874	785	846	1,036	1,313	1,342	2,231	1,650	1,665	1,397	15,639
Greece	11	76	285	125	51	400	457	270	205	615	2,582
Hungary	86	84	104	79	65	144	99	63	120	135	1,230
Ireland	8	12	8	8	10	9	6	4	3	8	103
Iceland	2	2	4	4	2	5	14	4	5	12	54
Israel	0	0	0	0	0	0	0	0	0	0	0
Italy	319	248	261	290	270	324	242	152	290	382	3,759
Japan	55	70	80	93	76	72	72	55	37	85	954
Korea	44	39	43	51	76	37	44	31	49	70	597
Lithuania	4	23	24	30	15	14	8	25	29	18	197
Luxembourg	9	11	11	18	26	26	28	9	29	27	225
Latvia	1	0	0	0	1	2	1	3	6	7	27
Mexico	16	12	28	10	23	13	15	15	15	18	196
Netherlands		250	260	320	410	450	610	510	810	1,200	4,820
Norway	180	154	214	200	182	178	214	221	284	330	2,776
New Zealand	189	252	147	195	120	129	99	51	45	136	1,759
Poland	4	5	0	41	41	24	54	35	14	34	271
Portugal	14	16	18	29	32	67	120	127	120	194	789
Slovak Republic	13	45	81	196	159	138	104	48	37	44	901
Slovenia	3	2	7	4	7	11	8	14	14	6	89
Sweden	1,353	1,300	1,171	1,188	1,560	1,669	1,740	1,353	1,678	1,842	18,682
United States	5,462	5,258	5,680	5,714	5,545	1,713	1,010	4,643	2,274	5,153	61,899
<b>Total</b>	<b>14,880</b>	<b>14,725</b>	<b>15,590</b>	<b>15,747</b>	<b>16,073</b>	<b>14,109</b>	<b>13,613</b>	<b>15,216</b>	<b>16,896</b>	<b>23,187</b>	<b>201,167</b>

## Iranians – Work permits

DESTINATION	2013	2014	2015	2016	2017	2018	2019	2020	2021	2022	TOTAL
Australia	1,011	1,000	1,695	1,059	1,078	974	888	1,064	1,150	1,153	14,392
Austria	47	38	48	64	48	106	135	124	164	256	1,173
Belgium	34	21	23	25	44	58	72	63	59	106	569
Brazil	13	12	11	10	518	453	354	0	3	10	1,437
Canada	9,942	14,932	7,182	4,188	3,026	4,832	6,542	3,448	7,586	10,077	91,030
Switzerland	82	82	50	68	71	83	84	58	93	106	934
Chile	0	4	3	3	7	10	8	1	0	3	39
Colombia	0	9	3	7	5	9	8	2	4	9	56
Costa Rica	1	3	0	4	2	1	0	0	0	0	20
Czechia	7	3	6	6	3	21	27	21	7	33	137
Germany	319	309	371	519	631	876	1,137	1,113	1,196	2,118	9,284
Denmark	552	688	432	294	218	226	233	215	280	402	4,089
Spain	49	73	73	55	66	78	134	151	174	207	1,173
Estonia	3	3	6	4	9	38	106	91	123	66	453
Finland	40	24	49	47	89	139	153	159	222	261	1,255
France	73	70	108	130	218	303	371	152	170	229	1,956
United Kingdom	563	604	560	484	517	714	908	434	913	1,474	8,936
Greece	7	21	25	4	10	8	6	8	11	22	135
Hungary	25	18	24	18	36	57	73	43	50	94	587
Ireland	16	10	16	25	23	29	63	35	32	87	363
Iceland	2	2	1	4	5	12	6	5	8	10	57
Israel	0	0	0	0	0	0	0	0	0	0	0
Italy	116	100	85	87	54	68	59	44	98	77	1,272
Japan	50	38	66	61	63	101	95	56	18	69	840
Korea	31	23	30	27	36	25	27	27	39	66	387
Lithuania	0	0	7	17	10	2	1	2	8	7	55
Luxembourg	3	3	10	12	12	16	16	12	14	23	128
Latvia	7	11	3	2	6	9	3	3	1	2	48
Mexico	10	14	13	13	13	8	15	5	14	18	143
Netherlands		3	200	290	400	520	560	440	670	1,040	4,123
Norway	122	64	33	39	59	97	110	111	130	119	1,136
New Zealand	156	177	132	111	84	108	72	33	42	191	1,343
Poland	45	38	34	51	65	101	84	83	126	209	872
Portugal	20	19	30	51	59	16	22	21	15	173	477
Slovak Republic	24	62	159	270	224	120	64	29	39	63	1,086
Slovenia	2	3	7	4	11	21	39	10	13	18	139
Sweden	583	445	371	279	432	502	564	564	662	808	6,960
United States	394	430	438	374	345	90	58	134	100	303	3,805
<b>Total</b>	<b>14,349</b>	<b>19,356</b>	<b>12,304</b>	<b>8,706</b>	<b>8,497</b>	<b>10,831</b>	<b>13,097</b>	<b>8,761</b>	<b>14,234</b>	<b>19,909</b>	<b>160,889</b>

## Iranians – Study permits

DESTINATION	2013	2014	2015	2016	2017	2018	2019	2020	2021	2022	TOTAL
Australia	890	685	659	624	801	640	554	428	653	378	<b>9,183</b>
Austria	377	452	527	559	250	215	136	76	248	389	<b>4,107</b>
Belgium	101	76	79	88	130	166	211	210	243	227	<b>1,896</b>
Brazil	0	0	2		34	35	40	61	25	33	<b>268</b>
Canada	1,083	982	1,067	1,513	3,107	5,043	6,671	1,945	8,135	9,046	<b>42,691</b>
Switzerland	160	119	177	222	257	327	230	207	213	195	<b>2,806</b>
Chile	0	1	1	1	2	1	9	0	0	2	<b>17</b>
Colombia	0	0	0	0	6	2	1	1	11	35	<b>56</b>
Costa Rica		1		2							<b>4</b>
Czechia	20	22	31	67	102	191	126	117	169	159	<b>1,016</b>
Germany	957	1,104	1,455	1,612	1,782	1,877	1,093	1,863	3,761	3,761	<b>21,108</b>
Denmark	54	56	129	168	241	241	225	254	330	638	<b>2,476</b>
Spain	110	142	189	267	441	411	332	354	429	610	<b>3,790</b>
Estonia	8	12	17	20	25	35	67	21	48	8	<b>287</b>
Finland	111	109	121	129	48	61	51	62	157	244	<b>1,402</b>
France	250	244	292	342	563	696	615	563	617	852	<b>5,683</b>
United Kingdom	776	835	776	978	1,194	917	873	930	1,980	4,049	<b>20,101</b>
Greece	7	9	4	9	8	10	12	8	13	14	<b>129</b>
Hungary	100	143	183	610	888	653	366	393	402	534	<b>4,937</b>
Ireland	55	41	30	35	35	48	54	58	78	104	<b>669</b>
Iceland	2	6	6	5	2	4	9	7	8	11	<b>69</b>
Israel	0	0	0	0	0	0	0	0	0	0	<b>0</b>
Italy	1,141	907	954	748	856	1,166	1,108	664	1,915	3,109	<b>16,105</b>
Japan	49	58	75	50	68	70	68	52	23	149	<b>800</b>
Korea	76	64	45	55	59	54	72	59	67	112	<b>851</b>
Lithuania	1	2	6	13	20	39	50	62	43	64	<b>303</b>
Luxembourg	9	10	7	2	17	10	27	24	37	45	<b>206</b>
Latvia	2	1	2	2	2	9	12	9	20	5	<b>66</b>
Mexico	2	10	6	3	2	6	17	16	10	20	<b>106</b>
Netherlands		110	100	130	180	220	230	280	440	640	<b>2,330</b>
Norway	47	56	38	72	122	118	175	171	246	295	<b>1,715</b>
New Zealand	114	120	93	96	108	135	99	21	6	112	<b>1,279</b>
Poland	120	74	79	110	128	178	110	101	235	158	<b>1,503</b>
Portugal	24	7	10	18	14	53	75	119	84	66	<b>598</b>
Slovak Republic	10	31	52	47	68	66	81	21	23	36	<b>444</b>
Slovenia	1	3	9	4	11	14	13	4	5	5	<b>80</b>
Sweden	317	380	369	341	521	511	589	439	649	541	<b>6,820</b>
United States	3,713	4,024	4,070	3,505	2,845	1,913	2,179	785	2,290	4,336	<b>38,524</b>
<b>Total</b>	<b>10,687</b>	<b>10,896</b>	<b>11,660</b>	<b>12,447</b>	<b>14,937</b>	<b>16,135</b>	<b>16,580</b>	<b>10,385</b>	<b>23,613</b>	<b>30,982</b>	<b>194,425</b>

## Iraqis – Family permits

DESTINATION	2013	2014	2015	2016	2017	2018	2019	2020	2021	2022	TOTAL
Australia	924	1,349	1,115	603	558	509	448	281	288	276	8,511
Austria	23	23	35	24	41	38	64	50	65	77	513
Belgium	379	297	474	842	1,441	837	515	325	355	322	7,390
Brazil	0	0	0		1	7	7	7	7	11	40
Canada	233	341	272	320	345	450	423	306	472	413	4,374
Switzerland	82	101	91	102	96	108	102	65	87	100	1,272
Chile	0	0	0	0	0	0	0	0	0	0	0
Colombia	0	0	0	0	0	2	0	0	0	1	3
Costa Rica	0	0	0	0	1	0	0	0	0	0	1
Czechia	9	16	28	25	10	4	0	5	6	6	146
Germany	1,164	1,066	2,045	7,387	10,096	7,541	1,880	1,932	2,499	2,349	42,925
Denmark	92	98	73	134	161	159	95	100	136	146	1,398
Spain	53	49	78	71	78	69	90	52	101	98	845
Estonia	0	1	1	2	0	9	1	1	4	3	28
Finland	316	429	317	557	1,107	902	655	499	565	635	6,858
France	58	59	56	65	91	44	63	49	49	80	785
United Kingdom	470	465	454	466	837	880	1,237	675	1,466	1,638	10,936
Greece	19	35	60	147	103	130	64	35	105	102	898
Hungary	7	28	64	56	52	100	103	81	151	229	898
Ireland	5	14	34	51	18	12	14	4	2	6	260
Iceland	2	0	0	2	3	5	4	6	5	11	38
Israel	0	0	0	0	0	0	0	0	0	0	0
Italy	59	54	76	85	247	224	6	118	143	217	1,464
Japan	1	4	7	4	8	13	7	5	0	13	77
Korea	17	11	10	11	7	9	5	9	24	21	133
Lithuania	1	1	2	0	1	1	0	1	4	0	13
Luxembourg	8	2	4	6	9	6	20	31	5	12	109
Latvia	1	1	2	2	1	1	2	0	0	0	14
Mexico	1	1	11	2	4	2	3	1	3	1	31
Netherlands	160	200	170	220	360	370	240	360	440	290	3,410
Norway	232	134	134	174	169	140	135	114	113	92	2,789
New Zealand	162	72	99	105	63	105	36			41	1,061
Poland	18	9	2	8	46	47	39	13	10	13	244
Portugal	2	10	11	22	33	23	36	24	10	22	199
Slovak Republic	1	1	6	16	5	9	10	2	2	12	70
Slovenia	5	2	1	9	6	1	1	0	0	3	29
Sweden	2,279	2,158	2,663	2,240	2,918	3,359	3,123	2,205	2,249	1,576	37,130
United States	1,647	1,405	1,275	1,474	1,644	1,366	1,633	683	497	1,374	16,663
<b>Total</b>	<b>8,430</b>	<b>8,436</b>	<b>9,670</b>	<b>15,232</b>	<b>20,560</b>	<b>17,482</b>	<b>11,061</b>	<b>8,039</b>	<b>9,863</b>	<b>10,190</b>	<b>151,555</b>

## Iraqis – Work permits

DESTINATION	2013	2014	2015	2016	2017	2018	2019	2020	2021	2022	TOTAL
Australia	38	30	34	32	44	41	41	18	22	29	455
Austria	4	4	4	3	2	6	2	1	5	5	43
Belgium	1	2	3	1	7	1	6	4	4	11	54
Brazil	1	2	0	2	87	63	86	0	0	0	246
Canada	1,173	609	303	165	198	146	129	55	113	379	7,486
Switzerland	10	3	5	5	5	9	3	3	3	7	76
Chile	0	0	0	0	0	0	0	1	0	0	1
Colombia	0	0	0	0	1	0	1	2	0	3	7
Costa Rica	0	0	1	1	0	0	0	0	0	0	2
Czechia	10	9	18	12	2	2	2	0	1	0	88
Germany	25	64	57	57	67	53	55	22	33	57	583
Denmark	10	11	10	6	6	12	11	23	55	75	242
Spain	5	7	11	7	25	19	20	10	10	24	158
Estonia	0	1	1	0	1	0	2	2	2	4	13
Finland	13	5	1	10	95	97	140	177	167	106	819
France	12	9	2	2	7	11	8	6	4	16	99
United Kingdom	146	221	162	256	241	264	230	194	300	449	2,751
Greece	1	6	2	3	2	6	1	0	3	1	31
Hungary	4	7	7	5	7	3	8	6	4	4	62
Ireland	5	12	16	13	20	15	13	7	9	15	143
Iceland	0	0	0	1	0	0	1	0	1	0	3
Israel	0	0	0	0	0	0	0	0	0	0	0
Italy	4	5	6	5	4	7	6	1	9	11	94
Japan	3	1	2	9	6	12	28	1	1	8	87
Korea	0	2	1	0	0	1	3	0	1	8	17
Lithuania	6	10	4	3	1	1	0	2	0	0	28
Luxembourg	0	1	0	1	0	2	21	9	8	12	54
Latvia	1	7	11	12	2	26	2	0	0	0	61
Mexico	1	5	5	4	1	2	1	0	1	1	27
Netherlands	5	0	10	10	10	20	10	10	20	20	125
Norway	1	2	1	2	1	4	2	5	2	3	42
New Zealand	18	18	12	24	15	6	3	3	3	3	132
Poland	24	39	24	93	201	105	54	33	27	38	704
Portugal	1	0	1	3	1	0	2	2	0	11	22
Slovak Republic	4	5	22	20	17	4	8	1	1	4	89
Slovenia	1	1	1	1	3	0	1	0	1	1	10
Sweden	305	258	396	298	392	729	711	587	470	417	6,004
United States	40	29	34	38	24	41	44	27	8	67	447
<b>Total</b>	<b>1,872</b>	<b>1,385</b>	<b>1,167</b>	<b>1,104</b>	<b>1,495</b>	<b>1,708</b>	<b>1,655</b>	<b>1,212</b>	<b>1,288</b>	<b>1,789</b>	<b>21,305</b>

## Iraqis – Study permits

DESTINATION	2013	2014	2015	2016	2017	2018	2019	2020	2021	2022	TOTAL
Australia	230	363	262	40	36	33	25	15	13	21	1,307
Austria	9	10	12	6	12	3	8	3	14	10	117
Belgium	3	1	2	4	6	5	4	4	8	3	43
Brazil	0	0	0		1	1	2	0	0	0	4
Canada	95	27	26	61	52	127	94	31	202	188	1,062
Switzerland	2	2	6	7	4	3	4	3	3	7	52
Chile	0	0	0	0	0	0	4	0	0	0	4
Colombia	0	0	0	0	0	0	0	0	0	2	2
Costa Rica	2	0	0	0	0	0	0	0	0	0	3
Czechia	3	7	16	26	18	23	23	32	49	34	244
Germany	92	127	219	200	139	166	135	135	145	222	1,891
Denmark	5	12	11	31	69	65	55	21	16	16	314
Spain	38	19	26	36	52	48	54	64	153	121	687
Estonia	0	0	0	3	0	2	0	0	0	0	5
Finland	0	2	2	5	15	6	15	14	11	8	86
France	13	33	20	20	12	22	19	16	23	36	587
United Kingdom	3,766	3,483	1,101	544	534	401	423	322	874	888	17,114
Greece	1	0	1	7	5	9	59	54	46	30	223
Hungary	8	45	62	65	116	91	130	122	133	120	909
Ireland	38	25	14	7	31	14	15	2	10	17	241
Iceland	0	0	0	0	1	0	2	0	1	0	4
Israel	0	0	0	0	0	0	0	0	0	0	0
Italy	64	96	32	38	49	24	34	11	16	38	607
Japan	6	4	5	7	8	5	7	5	2	7	68
Korea	14	10	6	12	17	9	9	7	11	10	128
Lithuania	0	0	0	0	0	9	34	24	15	10	93
Luxembourg	0	0	0	0	0	0	0	1	1	0	2
Latvia	0	0	0	2	1	2	3	2	1	0	11
Mexico	1	1	4	1	0	2	0	1	7	3	24
Netherlands	5	5	10	10	10	10	10	10	20	10	115
Norway	1	1	1	1	3	2	2	0	0	3	23
New Zealand	3	3	3	3	3	6	9	3	3	6	51
Poland	70	97	102	78	154	269	61	35	139	173	1,252
Portugal	3	3	1	1	1	1	2	0	5	3	27
Slovak Republic	1	1	0	0	1	2	4	0	2	5	23
Slovenia	0	1	0	0	0	0	1	0	0	0	3
Sweden	19	14	29	17	81	118	75	58	58	58	613
United States	1,582	1,359	1,210	925	770	730	532	176	153	486	11,760
<b>Total</b>	<b>6,074</b>	<b>5,751</b>	<b>3,183</b>	<b>2,157</b>	<b>2,201</b>	<b>2,208</b>	<b>1,854</b>	<b>1,171</b>	<b>2,134</b>	<b>2,535</b>	<b>39,699</b>

## Somalis – Family permits

DESTINATION	2013	2014	2015	2016	2017	2018	2019	2020	2021	2022	TOTAL
Australia	111	135	251	210	135	68	87	58	66	103	1,773
Austria	0	1	1	5	0	8	12	13	16	28	86
Belgium	169	148	248	287	444	613	670	325	443	337	4,055
Brazil	0	0	0		0	0	1	0	0	1	2
Canada	275	173	282	282	377	434	406	202	524	780	4,454
Switzerland	34	47	50	75	60	67	96	60	53	76	727
Chile	0	0	0	0	0	0	0	0	0	0	0
Colombia	0	0	0	1	0	0	1		0	0	2
Costa Rica	0	0	0	0	0	0	0	0	0	0	0
Czechia	0	0	0	0	0	0	0	0	0	0	0
Germany	368	255	334	539	740	924	566	732	1,255	1,313	7,503
Denmark	249	328	328	148	160	81	29	47	16	16	1,613
Spain	2	1	0	2	2	1	0	0	1	1	13
Estonia	0	0	0	0	0	0	0	0	0	0	0
Finland	753	660	411	410	448	469	443	345	400	434	6,418
France	21	58	50	48	46	13	14	29	19	37	407
United Kingdom	929	588	357	438	663	876	1,398	718	703	372	11,970
Greece	0	0	0	0	0	0	0	0	0	0	0
Hungary	0	1	0	0	0	0	0	0	0	0	1
Ireland	16	40	31	10	23	8	5	1	41	25	322
Iceland	0	1	1	0	0	0	0	0	0	1	3
Israel	0	0	0	0	0	0	0	0	0	0	0
Italy	82	39	58	104	129	81	37	29	97	109	995
Japan	0	0	0	0	0	1	2	1	0	2	6
Korea	0	0	0	0	0	0	0	0	0	0	0
Lithuania	0	0	0	0	0	0	0	0	0	0	0
Luxembourg	1	0	0	0	0	0	2	2	1	3	10
Latvia	0	0	0	0	0	0	0	0	0	0	0
Mexico	0	0	0	0	0	0	0	0	0	0	0
Netherlands	90	120	140	120	100	140	80	60	100	100	1,170
Norway	1,082	1,207	1,537	992	780	650	498	319	251	187	10,098
New Zealand	48	48	33	33	36	54	27	21	27	126	567
Poland	7	0	6	13	0	0	0	1	0	0	49
Portugal	0	0	0	0	0	3	3	0	0	0	6
Slovak Republic	0	0	1	0	0	0	0	0	0	1	2
Slovenia	0	0	0	0	0	0	0	0	3	0	3
Sweden	8,016	3,483	2,860	2,596	2,823	2,521	1,216	984	539	314	32,996
United States	1,082	2,131	1,171	1,831	2,158	729	338	1,186	707	751	14,538
<b>Total</b>	<b>13,335</b>	<b>9,464</b>	<b>8,150</b>	<b>8,144</b>	<b>9,124</b>	<b>7,741</b>	<b>5,931</b>	<b>5,133</b>	<b>5,262</b>	<b>5,117</b>	<b>99,789</b>

## Somalis – Work permits

DESTINATION	2013	2014	2015	2016	2017	2018	2019	2020	2021	2022	TOTAL
Australia	3	3	3	3	3	10	8	3	0	5	47
Austria	0	0	0	0	0	1	0	0	0	0	1
Belgium	0	0	0	0	0	0	0	0	0	1	1
Brazil	13	0	0	0	3	2	3	0	0	0	25
Canada	7	15	4	4	5	2	2	0	2	16	108
Switzerland	1	0	0	0	1	0	0	2	1	1	8
Chile	0	0	0	0	0	0	0	0	0	0	0
Colombia	0	0	0	0	0	0	0	0	0	0	0
Costa Rica	0	0	0	0	0	0	0	0	0	0	0
Czechia	0	0	0	0	0	0	0	0	0	0	0
Germany	0	0	0	0	0	2	2	1	0	3	10
Denmark	0	0	0	0	0	0	0	0	0	3	3
Spain	3	2	3	1	4	5	1	0	0	0	28
Estonia	0	0	0	0	0	0	1	0	0	1	2
Finland	1	0	0	0	0	0	1	3	0	2	10
France	1	0	1	2	0	0	0	0	4	2	13
United Kingdom	1	5	1	10	3	10	25	25	43	59	200
Greece	0	0	0	0	0	0	0	0	0	0	0
Hungary	0	0	0	0	0	0	0	0	0	0	0
Ireland	2	2	2	1	4	2	6	2	5	27	56
Iceland	0	0	0	0	0	0	0	1	0	0	1
Israel	0	0	0	0	0	0	0	0	0	0	0
Italy	2	3	0	3	1	0	7	5	8	1	82
Japan	0	0	0	0	0	0	0	0	0	0	0
Korea	0	0	0	0	0	0	0	0	0	0	0
Lithuania	0	0	0	0	0	0	0	0	0	0	0
Luxembourg	0	0	0	0	1	0	1	0	0	0	3
Latvia	0	0	0	0	0	0	0	0	0	0	0
Mexico	0	0	0	0	0	0	0	0	0	0	0
Netherlands	0	0	0	0	0	0	3	0	0	0	3
Norway	1	0	1	0	0	0	0	0	0	1	4
New Zealand	3	3	3	3	3	3	3	3	3	3	39
Poland	0	0	0	0	1	0	1	0	0	1	3
Portugal	0	0	0	0	0	0	0	0	0	0	0
Slovak Republic	0	0	0	0	0	0	0	0	0	0	0
Slovenia	0	0	0	0	0	0	0	0	0	0	0
Sweden	0	1	0	0	2	0	0	0	0	0	4
United States	2	2	1	5	2	2	2	2	2	2	27
<b>Total</b>	<b>40</b>	<b>36</b>	<b>19</b>	<b>32</b>	<b>33</b>	<b>39</b>	<b>66</b>	<b>47</b>	<b>68</b>	<b>128</b>	<b>678</b>



## Somalis – Study permits

DESTINATION	2013	2014	2015	2016	2017	2018	2019	2020	2021	2022	TOTAL
Australia	0	0	0	3	3	3	3	3	3	3	27
Austria	0	0	0	1	0	0	0	0	0	0	1
Belgium	0	0	0	0	0	0	0	4	1	3	9
Brazil	0	0	0		0	0	2	1	0	3	6
Canada	3	2	3	3	5	4	2	3	3	5	36
Switzerland	1	1	0	0	1	1	1	0	2	2	10
Chile	0	0	1	0	0	0	0	0	0	0	1
Colombia	0	0	0	0	0	0	0		0	2	2
Costa Rica	0	4	2	1	2	0	0	0	0	0	10
Czechia	0	0	0	0	0	0	0	0	0	0	0
Germany	1	2	2	3	6	1	3	2	6	9	37
Denmark	1	0	1	0	0	0	0	0	1	0	3
Spain	1	2	2	3	1	3	4	2	3	5	37
Estonia	0	0	0	1	1	0	0	0	0	0	2
Finland	2	0	0	0	0	0	0	0	0		3
France	1	1		4	0	2	6	1	3	5	28
United Kingdom	5	12	11	23	22	30	25	20	36	48	256
Greece	0	0	0	0	0	0	0	0	0	0	0
Hungary	0	3	0	1	0	1	0	1	4	3	13
Ireland	23	15	30	0	28	16	11	11	23	21	235
Iceland	0	0	0	0	0	0	0	0	0	0	0
Israel	0	0	0	0	0	0	0	0	0	0	0
Italy	3	3	1	10	3	4	7	13	10	31	91
Japan	0	1	2	5	2	3	4	7	2	14	42
Korea	1	0	2	2	1	6	5	3	4	9	35
Lithuania	0	0	1	0	0	0	0	2	0	2	5
Luxembourg	0	0	0	0	0	0	0	0	0	0	0
Latvia	0	0	0	0	0	0	0	0	0	0	0
Mexico	0	0	0	0	0	0	0	0	0	0	0
Netherlands	5	0	3	3	3	10	3	10	10	20	67
Norway	0	0	1	0	0	0	0	0	0	0	1
New Zealand	3	3	3	3	3	3	3	3	3	3	39
Poland	0	4	2	13	10	12	5	3	19	32	100
Portugal	1	1	0	0	0	0	0	0	1	1	6
Slovak Republic	0	0	0	0	0	0	0	0	0	0	0
Slovenia	0	0	0	0	0	0	0	0	0	0	0
Sweden	0	0	0	0	0	0	0	0	0	0	3
United States	33	33	49	65	55	41	27	2	83	46	509
<b>Total</b>	<b>84</b>	<b>87</b>	<b>116</b>	<b>144</b>	<b>146</b>	<b>140</b>	<b>111</b>	<b>91</b>	<b>217</b>	<b>267</b>	<b>1,614</b>

## Syrians – Family permits

DESTINATION	2013	2014	2015	2016	2017	2018	2019	2020	2021	2022	TOTAL
Australia	266	249	224	294	366	281	199	149	154	175	2,991
Austria	35	32	62	59	50	103	174	161	271	292	1,348
Belgium	206	464	1,084	2,198	2,631	980	813	700	1,201	1,119	11,955
Brazil	0	0	0		2	38	58	33	158	233	522
Canada	396	347	464	402	317	512	366	280	573	427	4,613
Switzerland	55	68	70	80	93	124	97	96	155	194	1,210
Chile	0	0	1	2	0	1	0	0	0	2	6
Colombia	0	8	5	5	6	5	0	1	5	11	46
Costa Rica	0	0	0	0	0	0	0	0	0	0	0
Czechia	63	63	110	106	19	28	11	12	11	42	594
Germany	894	3,052	15,962	36,176	48,202	27,529	9,348	11,659	13,501	18,150	185,613
Denmark	375	1,468	6,570	2,956	1,502	421	206	282	250	183	14,572
Spain	148	139	178	202	156	119	115	111	143	118	1,836
Estonia	1	0	6	4	1	3	3	1	1	3	25
Finland	28	73	122	165	429	270	224	197	163	241	1,955
France	265	274	230	214	174	154	172	114	170	193	2,461
United Kingdom	765	1,138	1,986	2,150	1,099	843	973	842	1,146	1,231	12,780
Greece	150	105	190	306	158	184	118	59	103	175	2,542
Hungary	106	76	69	90	82	113	51	50	78	78	1,006
Ireland	10	11	12	16	44	11	18	5	18	9	168
Iceland	3	0	1	3	5	5	5	3	3	15	45
Israel	0	0	0	0	0	0	0	0	0	0	0
Italy	391	289	236	263	280	243	197	91	123	143	3,056
Japan	14	17	15	16	35	30	23	18	15	13	236
Korea	2	1	1	22	44	49	43	51	39	68	321
Lithuania	10	6	18	6	5	11	10	0	0	1	75
Luxembourg	0	1	1	20	22	16	20	9	20	23	135
Latvia	2	3	5	1	1	2	0	0	3	5	32
Mexico	2	5	6	2	13	8	7	4	4	5	62
Netherlands	50	180	630	2,180	2,890	2,480	2,100	1,960	2,230	3,020	17,900
Norway	82	165	604	1,959	2,757	918	985	965	845	1,012	10,410
New Zealand	24	42	165	405	279	285	129	15	27	30	1,431
Poland	47	10	8	28	54	33	44	30	25	26	394
Portugal	0	10	6	18	44	36	60	11	2	23	211
Slovak Republic	23	17	49	36	28	24	20	10	18	16	265
Slovenia	2	2	0	11	8	4	5	8	10	4	56
Sweden	2,969	7,950	11,138	10,495	13,067	11,300	4,614	5,479	3,334	1,805	75,602
United States	2,342	2,134	1,988	2,741	2,725	857	496	1,883	568	1,599	23,024
<b>Total</b>	<b>9,726</b>	<b>18,399</b>	<b>42,216</b>	<b>63,631</b>	<b>77,588</b>	<b>48,020</b>	<b>21,704</b>	<b>25,289</b>	<b>25,367</b>	<b>30,684</b>	<b>379,498</b>

## Syrians – Work permits

DESTINATION	2013	2014	2015	2016	2017	2018	2019	2020	2021	2022	TOTAL
Australia	43	34	46	54	87	60	27	17	12	12	457
Austria	11	6	16	7	2	3	5	7	6	13	89
Belgium	8	7	10	6	10	9	3	8	18	13	108
Brazil	13	6	8	2	81	68	58	2	3	5	260
Canada	571	452	787	342	298	360	289	128	188	470	5,928
Switzerland	11	18	6	5	15	18	24	9	11	16	162
Chile	1	0	2	1	4	1	0	2	0	3	14
Colombia	0	1	2	0	0	0	0	0	2	1	6
Costa Rica	1	0	2	2	4	2	0	0	1	2	16
Czechia	13	13	26	43	18	35	17	5	7	14	219
Germany	156	273	352	388	265	165	166	135	194	258	2,500
Denmark	9	12	16	6	9	8	9	4	13	9	126
Spain	17	11	18	28	25	24	22	13	27	31	287
Estonia	0	0	3	0	1	1	3	0	5	6	20
Finland	7	3	4	3	3	3	8	4	4	7	53
France	62	51	46	50	32	19	31	17	31	34	467
United Kingdom	204	207	172	232	174	207	220	179	188	351	2,700
Greece	41	37	40	112	67	44	20	11	25	36	449
Hungary	21	21	26	32	21	25	30	25	26	23	306
Ireland	7	8	11	16	49	61	14	21	15	21	240
Iceland	0	0	0	0	0	0	0	0	0	2	2
Israel	0	0	0	0	0	0	0	0	0	0	0
Italy	55	28	23	12	7	5	2	1	2	3	636
Japan	11	5	9	7	18	3	6	6	0	11	97
Korea	4	0	1	3	1	0	0	0	1	11	25
Lithuania	9	19	20	3	1	1	2	2	0	4	67
Luxembourg	0	1	3	1	0	1	7	1	4	1	21
Latvia	1	21	0	5	5	0	1	0	1	0	38
Mexico	9	9	7	9	4	6	2	3	2	7	65
Netherlands	5	10	10	20	20	20	30	20	40	60	250
Norway	11	5	5	3	6	6	9	4	3	6	67
New Zealand	9	9	6	15	15	3	6	3	3	3	90
Poland	47	33	46	57	59	98	59	18	38	61	628
Portugal	1	1	4	1	2	0	1	1	3	15	29
Slovak Republic	20	18	33	41	46	25	6	10	19	18	269
Slovenia	1	1	2	0	0	1	1	0	0	0	11
Sweden	727	780	412	136	152	155	117	80	65	90	4,328
United States	144	124	95	106	94	38	31	27	16	62	1,228
<b>Total</b>	<b>2,250</b>	<b>2,224</b>	<b>2,269</b>	<b>1,748</b>	<b>1,595</b>	<b>1,475</b>	<b>1,226</b>	<b>763</b>	<b>973</b>	<b>1,679</b>	<b>22,258</b>

## Syrians – Study permits

DESTINATION	2013	2014	2015	2016	2017	2018	2019	2020	2021	2022	TOTAL
Australia	8	17	11	3	7	6	7	3	3	7	156
Austria	25	34	47	33	19	13	10	10	25	19	290
Belgium	26	18	8	14	8	11	12	11	17	15	185
Brazil	0	0	0		3	3	3	1	2	6	18
Canada	93	92	95	78	108	135	122	19	126	167	1,339
Switzerland	16	6	12	11	10	12	16	9	12	13	182
Chile	0	0	1	0	0	0	0	0	0	1	2
Colombia	0	0	0	0	1	0	0	0	1	5	7
Costa Rica	1	0	0	0	0	1	0	0	0	0	2
Czechia	19	21	71	110	62	58	42	26	60	67	582
Germany	739	1,386	2,298	1,630	996	570	388	472	838	1,604	11,615
Denmark	5	12	7	6	7	4	2	2	4	6	59
Spain	55	46	66	51	44	49	63	50	76	77	717
Estonia	0	2	3	0	1	2	0	2	1	0	12
Finland	3	5	10	7	8	6	6	5	9	6	74
France	146	197	208	203	241	107	134	67	140	130	2,189
United Kingdom	256	232	234	242	265	277	289	228	357	464	4,552
Greece	22	20	18	17	11	10	9	3	7	15	183
Hungary	31	16	36	142	287	285	280	277	321	357	2,067
Ireland	8	12	8	6	43	46	28	40	74	88	378
Iceland	0	0	2	0	0	0	0	0	0	0	2
Israel	0	0	0	0	0	0	0	0	0	0	0
Italy	59	59	29	48	50	64	58	31	73	109	754
Japan	4	6	12	13	36	43	32	28	17	39	280
Korea	1	4	2	2	2	3	1	1	6	5	27
Lithuania	2	10	9	9	10	2	9	9	5	3	69
Luxembourg	0	1	0	2	1	3	1	1	2	3	16
Latvia	2	2	2	2	3	2	3	1	1	1	26
Mexico	0	3	2	2	6	7	3	2	1	4	33
Netherlands	10	20	20	20	20	20	30	20	50	30	255
Norway	1	2	6	0	1	4	4	1	2	1	33
New Zealand	3	3	3	3	3	3	3	3	3	3	39
Poland	45	39	39	79	74	112	33	55	120	142	764
Portugal	0	46	17	26	4	16	39	7	5	6	172
Slovak Republic	6	6	7	27	1	15	8	3	8	15	113
Slovenia	0	1	1	0	1	0	0	0	1	2	6
Sweden	18	43	39	27	33	28	26	21	19	11	303
United States	796	724	462	410	235	130	83	38	154	308	4,690
<b>Total</b>	<b>2,400</b>	<b>3,085</b>	<b>3,785</b>	<b>3,223</b>	<b>2,601</b>	<b>2,047</b>	<b>1,744</b>	<b>1,446</b>	<b>2,540</b>	<b>3,729</b>	<b>32,191</b>

## Venezuelans – Family permits

DESTINATION	2013	2014	2015	2016	2017	2018	2019	2020	2021	2022	TOTAL
Australia	225	209	286	324	234	201	180	161	144	109	2,973
Austria	23	17	17	32	53	23	41	23	18	38	339
Belgium	37	33	35	36	47	54	66	60	65	91	650
Brazil	5	12	0		15	85	46	22	12	11	208
Canada	203	277	237	307	367	585	561	230	476	523	4,327
Switzerland	85	86	95	90	85	122	108	89	113	103	1,215
Chile	15	26	55	75	126	174	659	6	0	3,137	4,275
Colombia	0	4,919	3,308	5,433	7,986	6,967	3,233	1,630	2,268	9,586	45,330
Costa Rica	67	125	161	181	103	132	153	109	87	91	1,415
Czechia	0	1	1	5	2	7	11	4	0	3	39
Germany	113	155	211	227	282	363	270	117	172	199	2,425
Denmark	25	13	23	16	23	30	12	17	10	15	233
Spain	2,192	2,579	3,873	5,383	8,268	10,915	10,572	6,562	4,693	6,561	70,832
Estonia	0	0	0	1	4	2	0	6	2	5	21
Finland	12	9	6	9	6	19	16	6	6	13	125
France	127	151	173	164	194	261	233	190	228	245	2,220
United Kingdom	148	222	432	418	419	456	598	353	302	37	3,856
Greece	9	7	6	16	18	25	26	16	15	13	193
Hungary	7	13	5	24	10	36	10	8	7	1	134
Ireland	8	20	8	42	46	42	52	18	10	34	298
Iceland	1	0	0	2	7	8	7	5	4	10	44
Israel		0	0	0	0	0	0	0	0	0	0
Italy	401	372	521	630	1,006	1,307	1,120	472	546	760	8,734
Japan	10	11	21	11	23	13	42	15	8	26	219
Korea	5	5	3	3	6	5	0	2	6	5	55
Lithuania	1	0	0	1	1	1	4	0	1	0	9
Luxembourg	4	9	16	10	11	8	29	0	19	19	149
Latvia	1	0	1	3	2	1	4	2	2	0	18
Mexico	1,949	2,607	2,887	3,413	4,615	5,610	4,789	2,243	2,151	1,845	34,360
Netherlands		50	70	60	60	70	100	60	80	100	650
Norway	41	30	15	20	28	34	41	22	9	26	431
New Zealand	6	9	9	21	9	15	9	3	3	16	115
Poland	2	3	1	4	16	27	30	25	9	20	159
Portugal	7	19	20	22	44	1,423	1,412	146	104	804	4,026
Slovak Republic	2	0	2	3	3	3	4	1	2	4	26
Slovenia	1	1	7	0	5	5	13	1	10	8	62
Sweden	40	46	34	56	47	62	57	76	57	67	710
United States	3,718	3,597	4,138	4,506	3,895	3,818	2,906	1,384	1,721	3,547	46,436
<b>Total</b>	<b>9,490</b>	<b>15,633</b>	<b>16,677</b>	<b>21,548</b>	<b>28,066</b>	<b>32,909</b>	<b>27,414</b>	<b>14,084</b>	<b>13,360</b>	<b>28,072</b>	<b>237,311</b>

## Venezuelans – Work permits

DESTINATION	2013	2014	2015	2016	2017	2018	2019	2020	2021	2022	TOTAL
Australia	112	104	127	116	102	72	85	54	42	57	1,353
Austria	4	3	10	12	15	9	10	6	7	13	107
Belgium	10	12	8	15	10	10	17	14	9	8	147
Brazil	594	428	185	156	335	259	180	50	70	101	3,685
Canada	848	1,094	930	690	882	806	723	358	893	696	11,588
Switzerland	27	34	30	26	27	25	12	23	25	25	346
Chile	86	136	196	241	244	406	700	120	0	347	2,486
Colombia	0	4,568	4,461	5,535	5,911	6,418	6,136	3,353	2,926	9,808	49,116
Costa Rica	155	319	396	328	530	632	567	526	798	609	5,414
Czechia	1	2	1	10	7	7	10	5	2	3	51
Germany	47	62	70	101	160	174	157	102	137	220	1,332
Denmark	18	12	12	21	15	11	21	8	14	32	204
Spain	860	785	992	1,091	1,432	2,279	2,586	2,816	2,108	4,541	23,314
Estonia	0	1	3	2	11	14	8	10	8	15	79
Finland	9	5	15	5	8	6	10	6	7	9	92
France	82	83	67	69	67	81	94	55	64	76	868
United Kingdom	126	497	167	128	106	117	122	66	72	124	2,436
Greece	1	2	0	4	2	7	2	0	2	6	31
Hungary	2	2	5	10	14	14	24	35	19	21	149
Ireland	8	15	19	15	28	16	11	18	3	20	157
Iceland	0	0	1	2	2	3	2	0	1	2	13
Israel		3	6	109	523	15	95	6	9	529	1,295
Italy	102	59	46	46	51	50	28	9	48	68	1,220
Japan	327	39	246	72	57	79	143	35	13	37	1,210
Korea	1	6	3	5	5	8	4	3	7	9	60
Lithuania	1	0	0	3	2	2	1	0	0	1	10
Luxembourg	3	4	3	2	1	4	5	1	5	8	39
Latvia	0	0	1	0	1	1	1	1	0	0	5
Mexico	1,492	1,959	2,816	3,099	3,099	2,792	1,845	653	968	748	22,065
Netherlands		3	30	30	40	40	50	20	40	50	303
Norway	31	20	17	7	15	31	35	16	7	13	313
New Zealand	12	18	12	18	21	12	15	9	3	44	197
Poland	7	8	10	17	29	50	72	25	40	45	308
Portugal	10	7	7	16	20	197	400	385	588	682	2,351
Slovak Republic	1	8	1	1	5	3	3	2	2	3	31
Slovenia	0	0	1	1	1	0	1	1	4	0	12
Sweden	12	14	17	27	26	40	28	16	32	29	280
United States	3,057	2,898	3,013	2,917	2,600	2,208	1,961	1,042	1,042	1,686	31,562
<b>Total</b>	<b>8,046</b>	<b>13,210</b>	<b>13,924</b>	<b>14,947</b>	<b>16,404</b>	<b>16,898</b>	<b>16,164</b>	<b>9,849</b>	<b>10,015</b>	<b>20,685</b>	<b>164,229</b>

## Venezuelans – Study permits

DESTINATION	2013	2014	2015	2016	2017	2018	2019	2020	2021	2022	TOTAL
Australia	260	345	435	656	308	80	44	31	11	16	3,042
Austria	14	8	18	16	14	13	6	1	13	15	167
Belgium	37	27	21	20	21	18	22	11	10	12	310
Brazil	0	0	0		180	51	126	48	21	38	467
Canada	920	1,763	746	699	633	322	157	69	340	511	8,479
Switzerland	60	42	44	41	33	32	24	13	21	22	496
Chile	56	173	113	56	66	61	77	11	0	42	655
Colombia	0	1,491	983	1,112	1,080	874	658	419	937	2,267	9,821
Costa Rica	43	59	79	57	51	130	68	58	132	120	1,033
Czechia	11	6	5	6	11	8	5	4	1	3	66
Germany	166	227	227	152	200	185	121	69	118	144	2,057
Denmark	18	8	10	6	10	11	6	3	1	2	119
Spain	859	2,069	1,325	986	1,081	1,139	952	706	870	916	14,445
Estonia	0	1	3	0	1	0	1	0	1	1	11
Finland	8	2	6	3	1	4	1	4	0	2	43
France	416	504	359	332	334	271	174	109	144	170	3,527
United Kingdom	187	197	140	128	130	103	84	38	75	52	1,802
Greece	2	1	0	1	2	0	2	0	0	0	12
Hungary	13	1	4	8	3	1	5	3	7	3	62
Ireland	2,013	1,688	10	52	38	23	9	11	6	25	5,012
Iceland	0	1	0	1	1	0	0	0	0	0	3
Israel		34	30	45	53	46	35	13	11	15	282
Italy	137	177	120	78	53	51	32	15	31	43	1,209
Japan	19	21	16	15	14	14	13	1	5	14	183
Korea	4	3	1	2	0	8	4	2	4	13	47
Lithuania	0	0	0	2	0	1	0	1	1	2	7
Luxembourg	1	0	0	0	0	1	0	1	0	0	3
Latvia	1	0	0	0	0	0	0	0	0	0	6
Mexico	256	453	332	176	160	262	160	63	74	108	2,694
Netherlands		20	20	20	20	20	20	10	20	10	160
Norway	13	16	6	9	5	10	8	5	4	6	131
New Zealand	15	21	15	24	12	3	3	3	3	3	162
Poland	10	9	7	6	10	7	3	1	1	2	71
Portugal	11	6	2	8	11	5	25	21	21	44	174
Slovak Republic	1	1	0	1	0	0	1	0	0	0	7
Slovenia	0	0	0	0	0	0	0	0	0	0	0
Sweden	14	21	17	14	12	11	5	9	6	4	184
United States	6,660	9,643	5,508	4,169	3,138	2,152	1,326	495	1,129	1,307	51,196
<b>Total</b>	<b>12,225</b>	<b>19,038</b>	<b>10,602</b>	<b>8,901</b>	<b>7,686</b>	<b>5,917</b>	<b>4,177</b>	<b>2,248</b>	<b>4,018</b>	<b>5,932</b>	<b>108,145</b>

## Annex V – Worldwide population of refugees and Venezuelans displaced abroad by country of origin (end-year figures) Source: UNHCR Refugee Data Finder (2023)

COUNTRY OF ORIGIN	2010	2011	2012	2013	2014	2015	2016	2017	2018	2019	2020	2021	2022
Afghanistan	3,054,699	2,664,423	2,586,132	2,556,483	2,596,259	2,666,294	2,501,447	2,624,265	2,681,267	2,727,556	2,594,827	2,712,869	5,661,717
Eritrea	222,457	251,941	285,356	308,210	363,081	407,428	457,247	486,209	507,260	504,300	524,738	511,911	512,674
Iran	68,785	72,366	75,932	75,061	82,202	84,950	94,102	118,639	129,941	128,998	135,018	142,994	122,764
Iraq	1,683,576	1,428,306	746,204	401,461	369,960	264,086	316,056	362,536	372,332	336,274	333,200	343,899	287,446
Somalia	770,141	1,077,038	1,136,709	1,121,760	1,106,430	1,123,144	1,012,320	986,386	949,637	901,596	812,356	776,678	786,794
Syria	18,451	19,931	729,011	2,468,323	3,887,490	4,873,236	5,524,511	6,310,498	6,654,374	6,615,249	6,702,910	6,848,865	6,559,736
Venezuela	6,697	7,575	8,204	8,396	8,009	7,455	7,543	9,272	2,613,994	3,675,441	4,033,214	4,605,611	5,447,849
All other countries of origin	4,724,029	4,882,357	4,929,469	4,758,539	5,970,858	6,683,683	7,271,060	9,042,761	9,043,695	9,107,457	9,387,685	9,790,867	15,267,554
<b>Total</b>	<b>10,548,835</b>	<b>10,403,937</b>	<b>10,497,017</b>	<b>11,698,233</b>	<b>14,384,289</b>	<b>16,110,276</b>	<b>17,184,286</b>	<b>19,940,566</b>	<b>22,952,500</b>	<b>23,996,871</b>	<b>24,523,948</b>	<b>25,733,694</b>	<b>34,646,534</b>
<b>Seven nationalities as a percentage of global refugee population</b>	<b>55%</b>	<b>53%</b>	<b>53%</b>	<b>59%</b>	<b>58%</b>	<b>59%</b>	<b>58%</b>	<b>55%</b>	<b>61%</b>	<b>62%</b>	<b>62%</b>	<b>62%</b>	<b>56%</b>





