




OECD
Better Life
Initiative

The 60-second guide

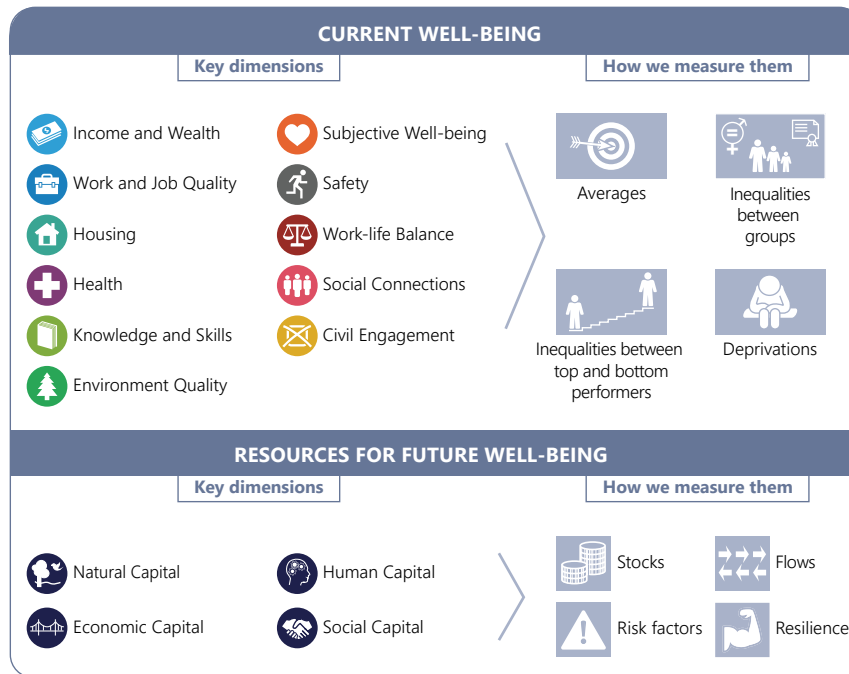
How's Life? 2020

Measuring well-being










How do we measure people's well-being?

We look at 11 dimensions of well-being “today”, well-being inequalities, and the resources and risk factors that shape future well-being.

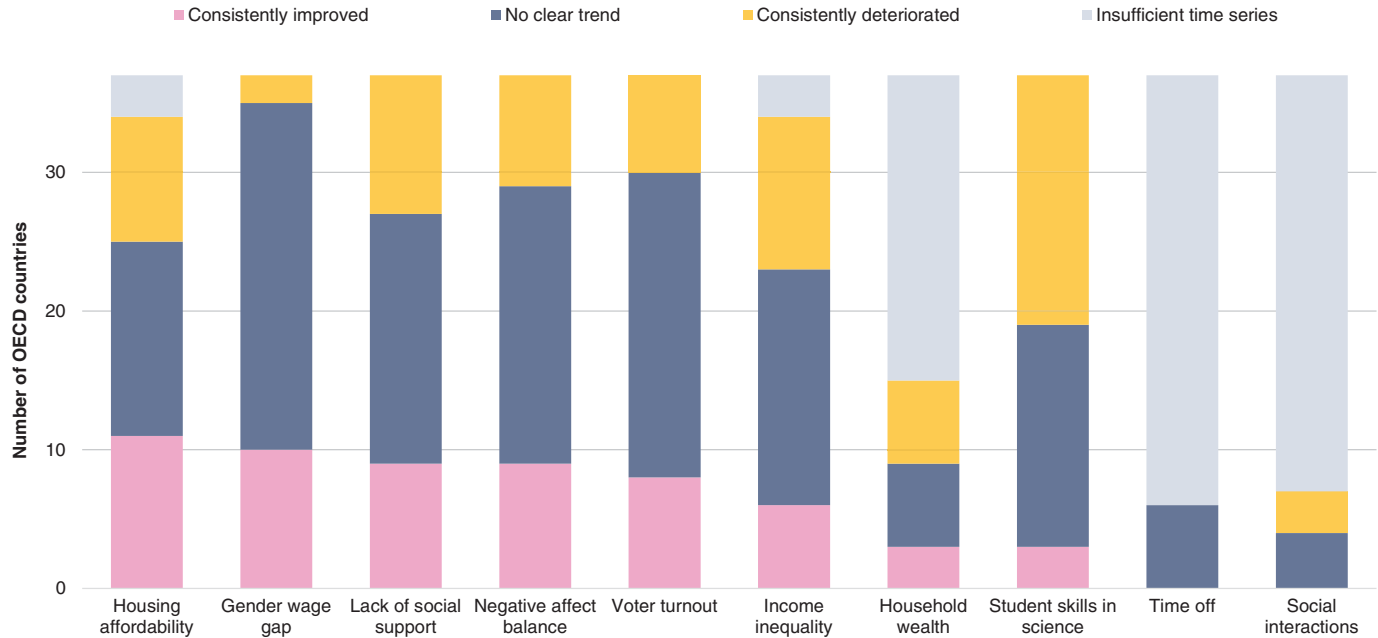


In many ways, life is better than in 2010...

	in 2018	OECD average change
 Household income	Households' average disposable income is around 28 000 USD	+ 6%
 Overcrowding rate	One in eight households lives in overcrowded conditions	- 2.6 percentage points
 Employment rate	Almost 8 in 10 adults aged 25-64 are in paid employment	+ 4.8 percentage points
 Long working hours (in paid work)	7% of employees usually work 50+ hours per week	- 1.7 percentage points
 Life expectancy	The average newborn can expect to live 80.5 years	+ 14 months (1.5%)
 Homicide rate	Deaths due to assault are 2.4 per 100 000 people	- 27%
 Life satisfaction	On a scale from 0 (not at all satisfied) to 10 (completely satisfied), the average life satisfaction in OECD countries is 7.4	+ 2.8%

...but different OECD countries face different realities

Trends for selected headline indicators of current well-being since 2010, per number of OECD countries



Insecurity, disconnection & despair affect significant parts of the population...

○ Insecurity

- » More than 1 in 3 people would fall into poverty if they had to forgo 3 months of their income.
- » Average household wealth has decreased by 4% since 2010.



○ Disconnection

- » Studies in 7 countries show people spend almost 30 minutes less per week interacting with friends and family.
- » 1 in 11 people do not have relatives or friends they can count on for help in times of need.



○ Despair

- » 1 in 8 people experience more negative (anger, sadness, worry) than positive (enjoyment, laughing, smiling, well-rested) feelings in a typical day.
- » Deaths from suicide, acute alcohol abuse and drug overdose are 3 times higher than road deaths.

... and inequalities in well-being persist

- People in the top 20% of the income distribution earn over 5 times more than people in the bottom 20%.
- In 18 OECD countries for which data are available, university-educated men and women can expect to live 7.6 years and 4.8 years longer, respectively, than those with only primary education.
- Every day, women work 25 minutes longer than men when both paid and unpaid work (such as housework and caring responsibilities) are taken into account.



Risks across natural, economic & social systems threaten future well-being



Global greenhouse gas emissions from energy use reached their highest level ever in 2018. In almost half of OECD countries, more species are at risk of extinction than in 2010. Renewables make up just 10.5% of the OECD energy mix.



Household debt in almost two-thirds of the OECD exceeds annual household disposable income and has deepened in a third of member states since 2010.

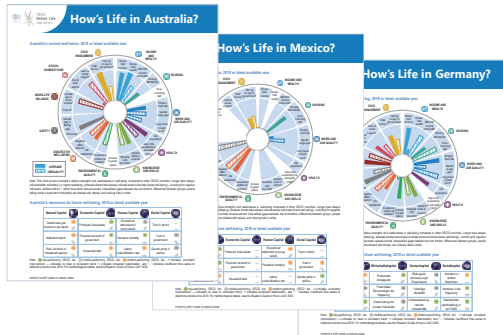


Premature mortality has improved since 2010, but obesity is on the rise: today, 1 in every 5 people are obese in OECD countries.



Less than half of the population across OECD countries trust their institutions (43%). Women hold just one-third of all seats in OECD national parliaments.

How's Life in your country?



Access key statistics on how your country is performing on well-being at <http://oecd.org/howslife>

How's Life? 2020: Measuring Well-being
Read free online at www.oecd.org/howslife

 @OECD_STAT | #howslife

Questions? Write to us at wellbeing@oecd.org



**We need
to reconnect**

Drawings ©Giulia Sagromola