

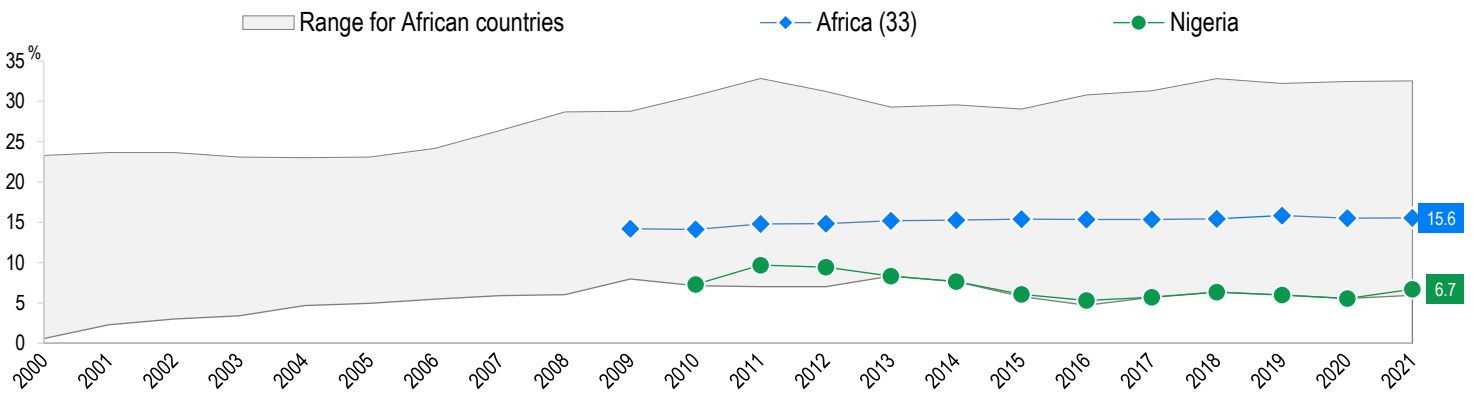


Revenue Statistics in Africa 2023 — Nigeria

Tax revenues: tax-to-GDP ratio

Tax-to-GDP ratio over time

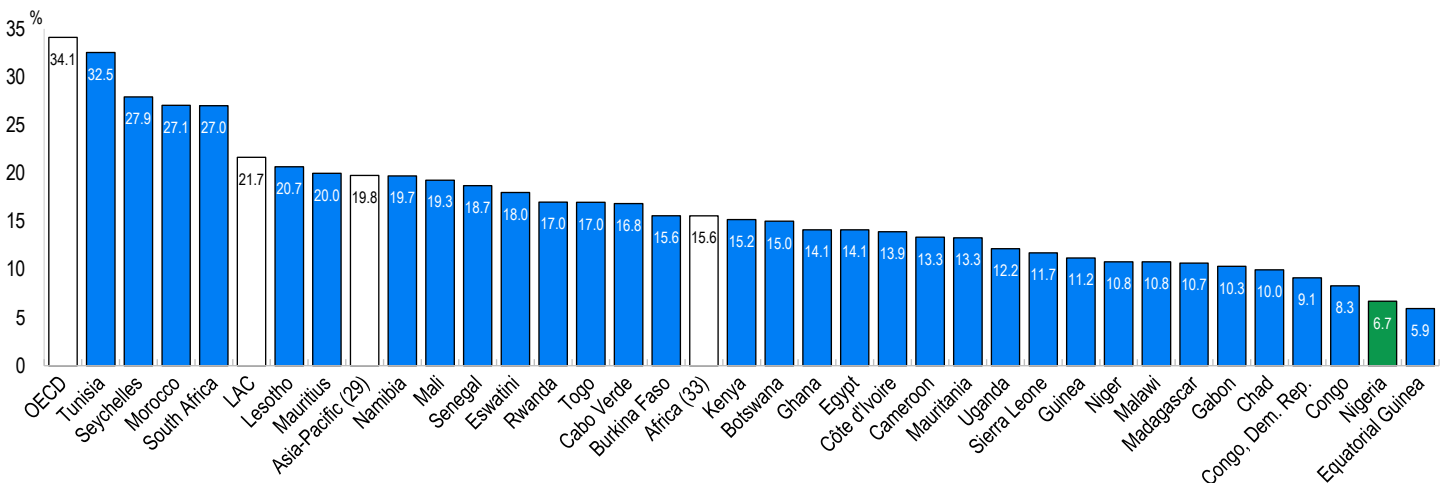
The tax-to-GDP ratio in Nigeria increased by 1.1 percentage points from 5.5% in 2020 to 6.7% in 2021. In comparison, the average* for the 33 African countries within the Revenue Statistics in Africa 2023 publication has remained unchanged over the same period, and was 15.6% in 2021. Since 2010, the average for the 33 African countries has increased by 1.5 percentage points, from 14.1% in 2010 to 15.6% in 2021. Over the same period, the tax-to-GDP ratio in Nigeria has decreased by 0.6 percentage points, from 7.3% to 6.7%. The highest tax-to-GDP ratio reported for Nigeria since 2000 was 9.7% in 2011, with the lowest being 5.3% in 2016.



* The Africa (33) average is not available before 2009 due to missing data in some countries. In 2009, it is calculated based on estimated tax-to-GDP ratios for Chad, Gabon and Nigeria in that year, as data were not available prior to 2010 in these countries. Annual changes are rounded to one decimal place. Due to rounding, sums and differences of reported figures might differ from the actual values.

Tax-to-GDP ratio, 2021

Nigeria's tax-to-GDP ratio in 2021 (6.7%) was lower than the average of the 33 African countries in 2023 (15.6%) by 8.9 percentage points.



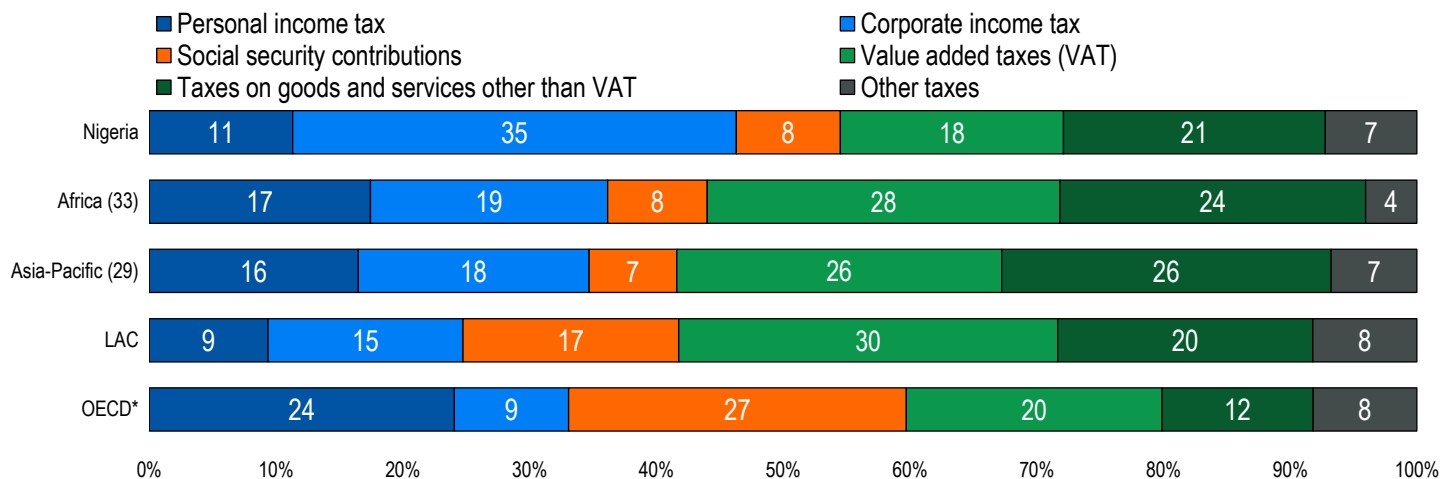
* The Latin America and the Caribbean (LAC) and the Asia-Pacific (29) averages refer to the respective 2023 regional publications. For more information see <https://oe.cd/revstatslac> and <https://oe.cd/revstatsap>.

In the OECD classification the term "taxes" is defined as compulsory unrequited payments to general government. Taxes are unrequited in the sense that benefits provided by government to taxpayers are not normally in proportion to their payments. Non-tax revenues are all other government revenues that are not classified as taxes. For more information, see <https://www.oecd.org/tax/tax-policy/oecd-classification-taxes-interpretative-guide.pdf>



Tax revenues: structure

Tax structure refers to the share of each tax in total tax revenues. The highest share of tax revenues in Nigeria in 2021 was contributed by corporate income tax (35%). The second-highest share of tax revenues in 2021 was derived from taxes on goods and services other than VAT (21%).



* The data for the OECD are for 2020 as the data for 2021 are not available. Due to rounding, these reported percentages might not add up to 100%.

Non-tax revenues

In 2021, Nigeria's non-tax revenues amounted to 4.0% of GDP. This was lower than the average non-tax revenues for the 33 African countries (5.8% of GDP). Rents and royalties represented the largest share of non-tax revenues in Nigeria in 2021, amounting to 3.0% of GDP and 75.5% of non-tax revenues.

