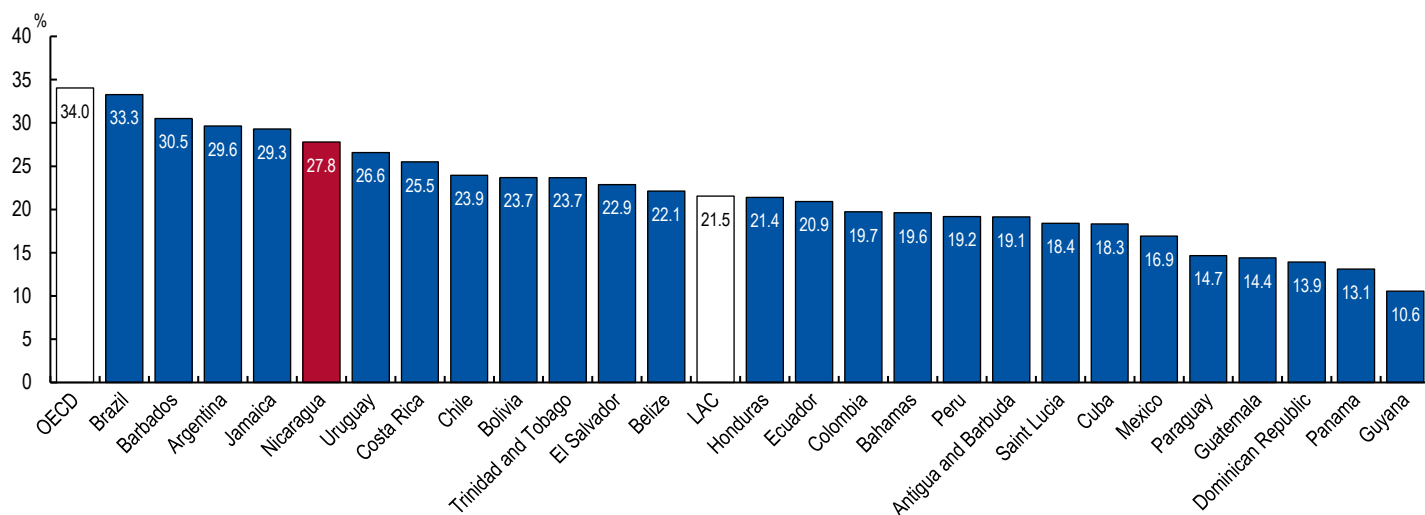


## Revenue Statistics in Latin America and the Caribbean 2024 - Nicaragua

### Tax-to-GDP ratio

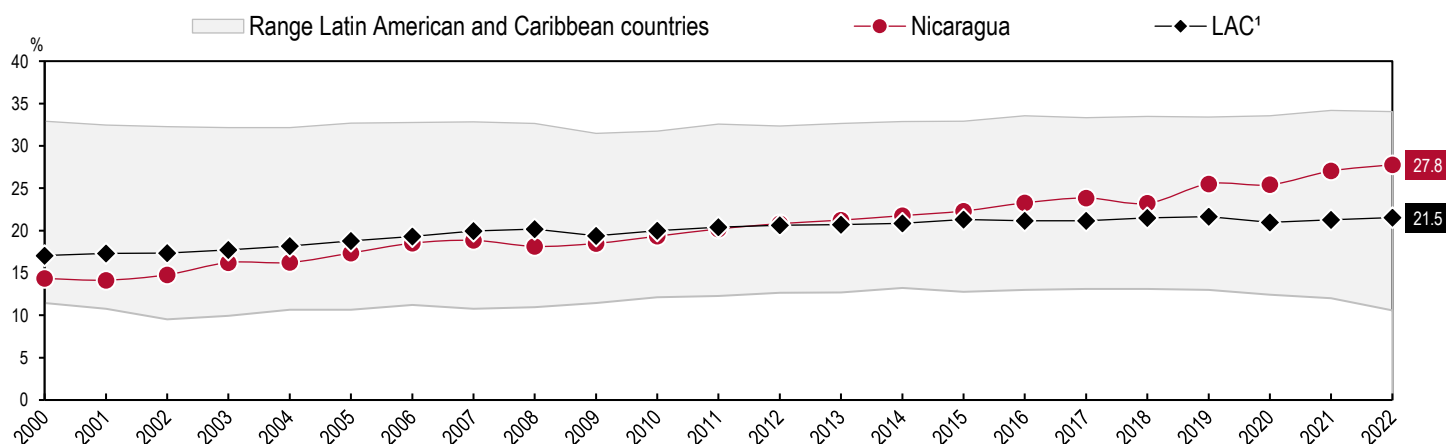
#### Tax-to-GDP ratio compared to other Latin American and Caribbean (LAC) countries and regional averages, 2022

Nicaragua's tax-to-GDP ratio in 2022 (27.8%) was above the LAC average (21.5%) in this year's Revenue Statistics in Latin America and the Caribbean publication by 6.2 percentage points and below the OECD average (34.0%).



#### Tax-to-GDP ratio over time

The tax-to-GDP ratio in Nicaragua increased by 0.7 percentage points from 27.0% in 2021 to 27.8% in 2022. In comparison, the LAC average increased by 0.3 percentage points between 2021 and 2022 to 21.5%. Over a longer time period, the LAC average has increased by 4.5 percentage points, from 17.1% in 2000 to 21.5% in 2022, whereas the tax-to-GDP ratio in Nicaragua has increased by 13.4 percentage points, from 14.3% to 27.8%. Since 2000, the highest tax-to-GDP ratio in Nicaragua was 27.8% in 2022, and the lowest was 14.1% in 2001.



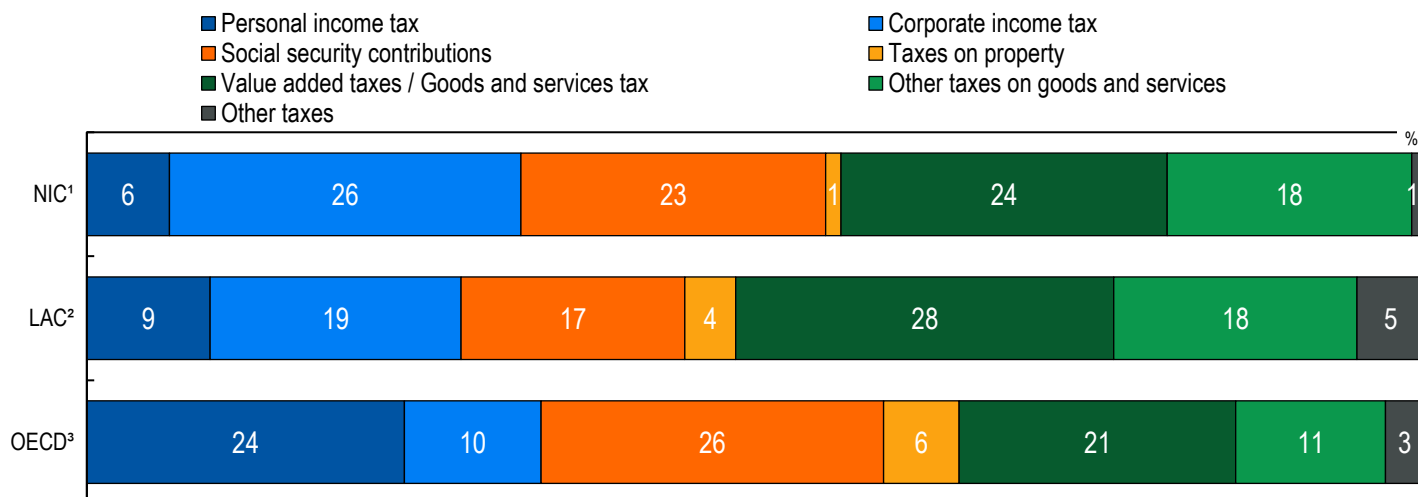
1. Represents the group of 26 Latin American and Caribbean countries included in this publication and excludes Cuba (up to 2020) and Venezuela due to data issues.

In the OECD classification the term "taxes" is confined to compulsory unrequited payments to general government. Taxes are unrequited in the sense that benefits provided by government to taxpayers are not normally in proportion to their payments. <http://www.oecd.org/tax/tax-policy/oecd-classification-taxes-interpretative-guide.pdf>

## Tax structures

### Tax structure compared to the regional averages

Tax structure refers to the share of each tax revenue category in total tax revenues. The highest share of tax revenues in Nicaragua in 2022 was derived from corporate income tax (26.3%). The second-highest share of tax revenues in 2022 was derived from value added taxes / goods and services tax (24.4%).



1. Local tax revenues are estimated for 2022.

2. Represents the group of 26 Latin American and Caribbean countries included in this publication and excludes Cuba (up to 2020) and Venezuela due to data issues. Ecuador is excluded from the LAC average for CIT and PIT revenue as a sufficient breakdown is not available.

3. Data for 2021 are used for the OECD average as the 2022 data are not available. All figures within the chart are rounded.

### Summary of the tax structure in Nicaragua

	Tax revenues in national currency			Tax structure in Nicaragua		
	Nicaraguan Cordoba, Millions			% in GDP		
	2021	2022	Δ	2021	2022	Δ
Taxes on income, profits and capital gains <sup>1</sup>	40 753	50 714	+ 9 961	8.2	9.0	+ 0.8
<i>of which</i>						
Personal income, profits and gains	7 753	9 648	+ 1 895	1.6	1.7	+ 0.1
Corporate income, profits and gains	33 000	41 066	+ 8 066	6.6	7.3	+ 0.7
Social security contributions	32 054	35 571	+ 3 517	6.4	6.3	- 0.1
Taxes on property	1 778	1 815	+ 37	0.4	0.3	- 0.1
Taxes on goods and services	58 693	66 654	+ 7 961	11.8	11.9	+ 0.1
<i>of which</i>						
Value added taxes / Goods and services tax	32 998	38 081	+ 5 083	6.6	6.8	+ 0.2
Taxes on specific goods and services	19 858	22 142	+ 2 284	4.0	3.9	- 0.1
<i>of which</i>						
Excises	16 549	18 191	+ 1 643	3.3	3.2	- 0.1
Customs and import duties	3 309	3 950	+ 641	0.7	0.7	0.0
Other taxes <sup>2</sup>	1 240	1 420	+ 180	0.2	0.3	+ 0.1
<b>TOTAL</b>	<b>134 518</b>	<b>156 174</b>	<b>+ 21 656</b>	<b>27.0</b>	<b>27.8</b>	<b>+ 0.7</b>

1. The revenue from taxes on income, profits and gains may not add up to the sum of revenue from personal income tax and corporate income tax due to revenue that could not be allocated to these categories.

2. In this country note, "other taxes" is calculated as total tax minus taxes on income, profits and capital gains, social security contributions, taxes on property and taxes on goods and services. It includes taxes on payroll and workforce, and other taxes (as defined in the OECD Interpretative Guide).

Tax revenue includes net receipts for all levels of government; figures in the chart and table may not sum to the total due to rounding.



For further information, please see [oe.cd/revstatslac](https://oe.cd/revstatslac)