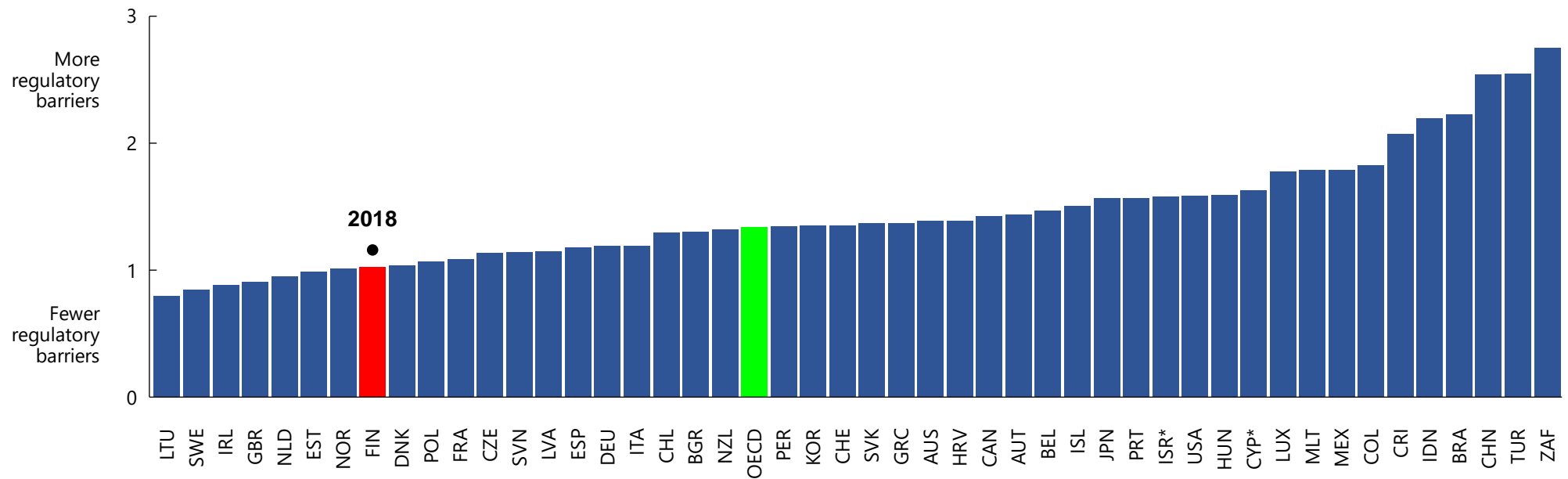


OECD Product Market Regulation (PMR) indicators: How does Finland compare?

Competitive product markets can boost productivity, employment, and living standards. The OECD Product Market Regulation (PMR) indicators assess the alignment of a country's regulatory framework with internationally accepted best practices. The economy-wide indicator measures the distortions to competition that can be induced by the barriers to entry and expansion faced by firms across the economy, as well as by the involvement of the state in the economy. In this indicator, Finland is among the best performers.

Figure 1: Overall economy-wide Product Market Regulation indicator[#]



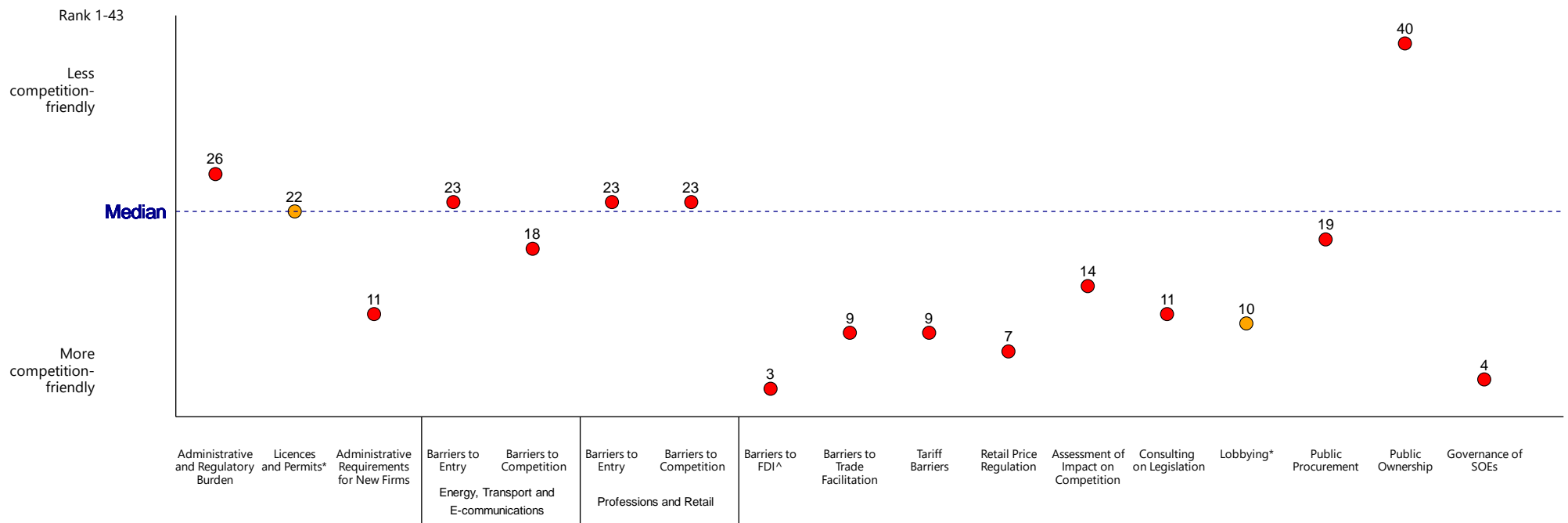
[#]The information used to build all the PMR indicators for this country refers to the laws and regulations into force on 1 January 2023. The data for some of the other countries refers to 1 January 2024.

*Please see notes on Israel and Cyprus on page 7.

ECONOMY-WIDE HIGHLIGHTS

Finland has a rather competition-friendly regulatory framework in almost all the areas covered by the PMR indicators. However, it could further simplify the administrative burden on businesses. The scope of state ownership across the economy is also rather high, although the governance of these state-owned enterprises is aligned with key OECD best practices aimed at ensuring a level playing field with private firms.

Figure 2: Economy-wide Product Market Regulation indicators: Finland's ranking⁺



⁺The ranking is across all OECD members and Brazil, Croatia, Bulgaria, Indonesia, and Peru.

* Licences and Permits, Lobbying, and Public Ownership are not indicators, but components of other indicators. Please refer to the table of correspondence on page 7.

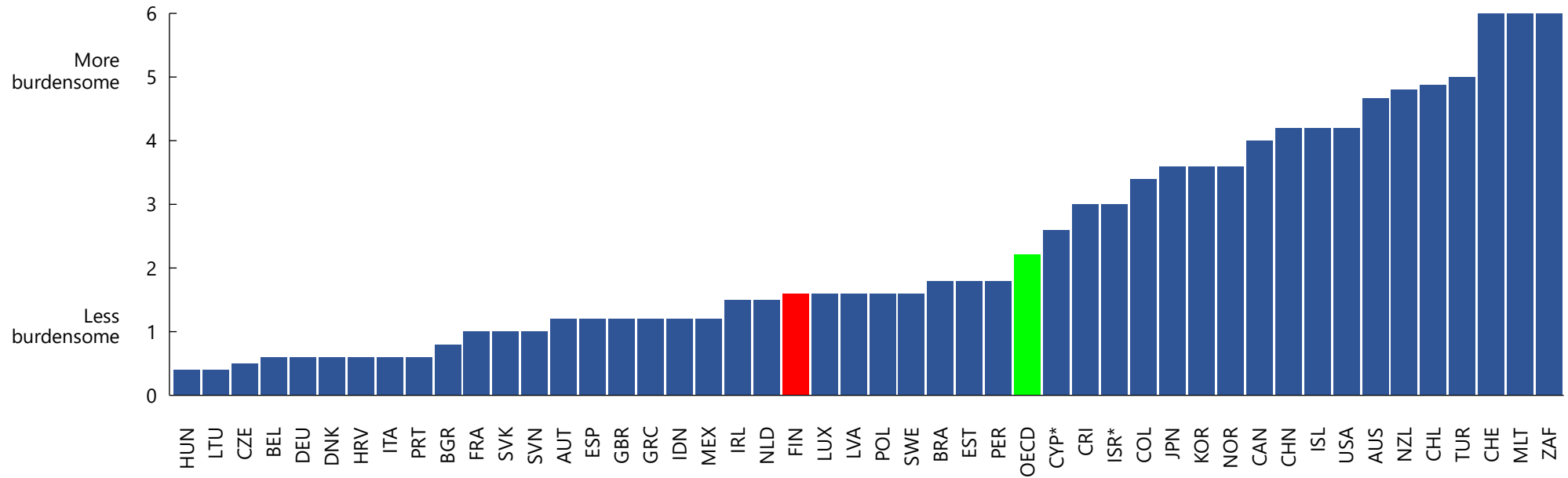
[^]The values for the low-level indicator on Barriers to FDI are derived from the OECD FDI Restrictiveness indexes, whose values are still preliminary and may be subject to small changes.

Note: The names of the low-level indicators have been simplified for presentational purposes. Please refer to the table of correspondence on page 7.

ECONOMY-WIDE HIGHLIGHTS: OBTAINING LICENCES AND PERMITS

Obtaining licences and permits can be cumbersome for businesses. This burden can be reduced when countries keep an inventory of all licences and regularly review it to remove licences that are no longer necessary, adopt the 'silence is consent' principle, and tailor the length and complexity of the licensing process to the risks inherent in the licensed activities. While Finland's licensing regime is slightly less burdensome than the average OECD economy, there is still some room for simplification.

Figure 3: Licences and Permits⁺

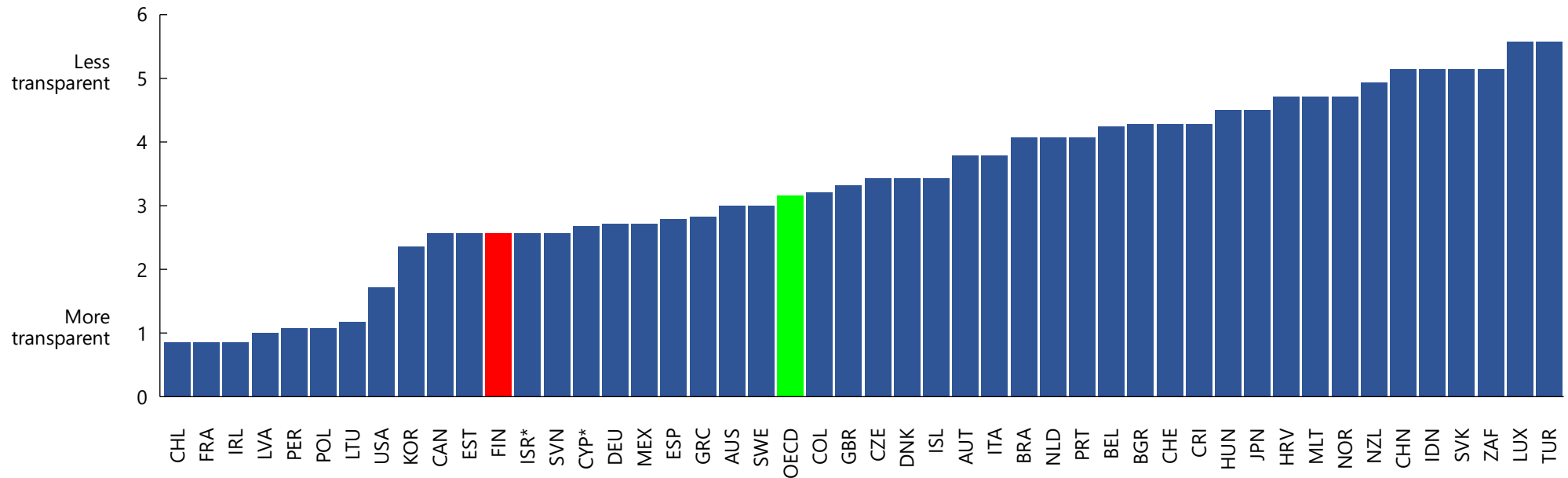


⁺ The information scored here is included in the PMR low-level indicator Administrative and Regulatory Burden.

ECONOMY-WIDE HIGHLIGHTS: REGULATION OF LOBBYING ACTIVITIES

Many countries still do not have adequate rules that ensure transparency and accountability in the interactions between public officials and interest groups. This lack of regulation may favour the lobbying endeavours of larger incumbent firms, potentially leading to an unlevel playing field for younger and smaller firms. Finland imposes some transparency requirements on public officials involved in the regulatory process, but it could further strengthen them by imposing on all policymakers the obligation to make their agendas publicly accessible. It could also introduce a compulsory register of all interest groups active in the country and require public officials to respect a cooling-off period when leaving office.

Figure 4: Lobbying[#]

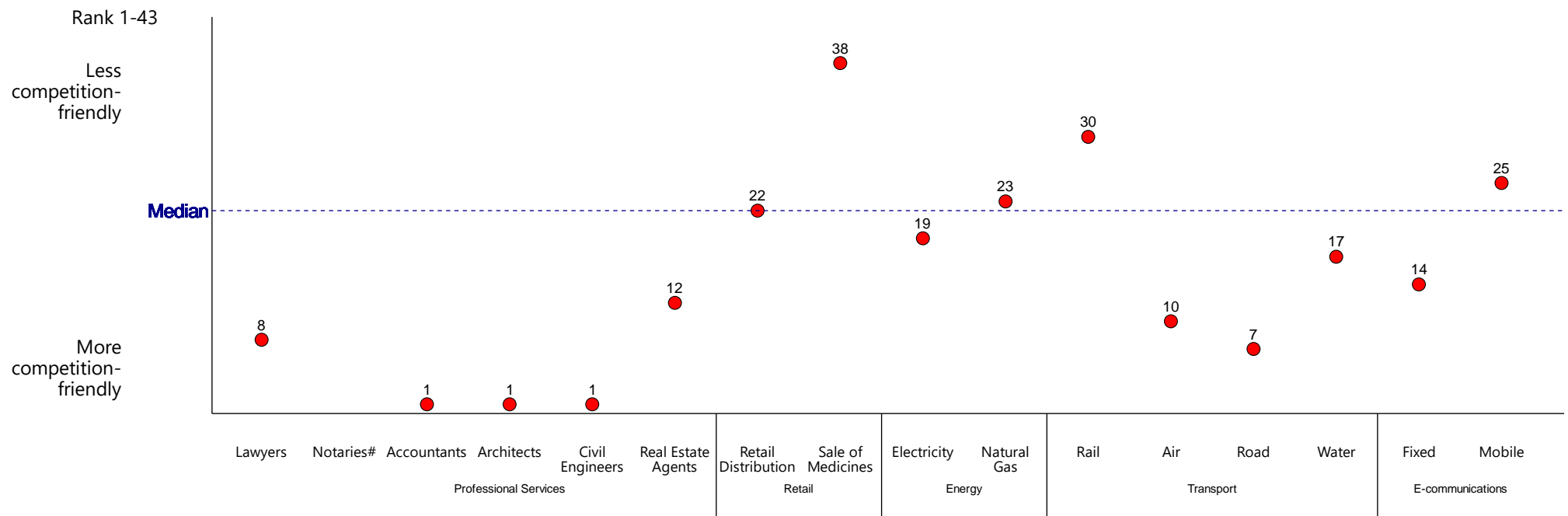


[#] The information scored here is included in the PMR low-level indicator Consulting on Legislation.

SECTOR-SPECIFIC HIGHLIGHTS: SERVICE SECTORS

The regulatory framework in the professional services, energy, transport, and e-communications sectors in Finland is quite competition-friendly, although there is room for improvements in natural gas, mobile e-communications, and transport by rail. Regulatory constraints could be reduced in the retail sector, in particular in the retail sale of medicines.

Figure 5: Product Market Regulation indicators for service sectors: Finland’s ranking⁺



⁺The ranking is across all OECD members and Brazil, Croatia, Bulgaria, Indonesia, and Peru.

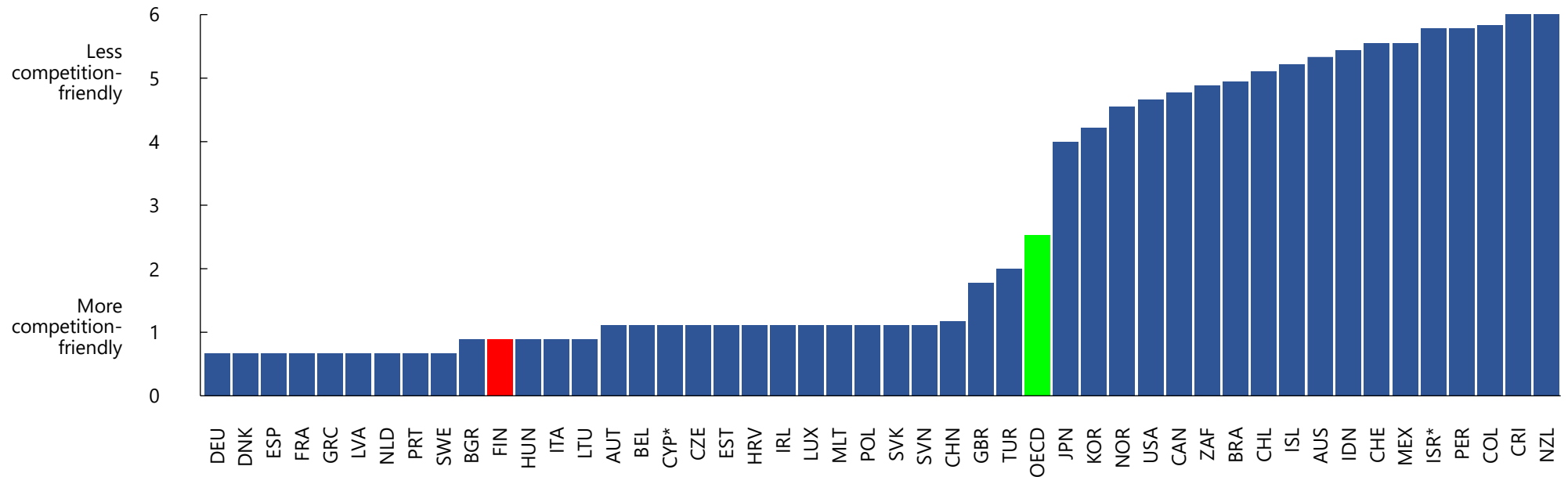
[#] Please see note on page 7.

Note: When the ranking for a specific indicator does not appear on the chart, it means that the relevant profession does not exist, or the sector is too small to be assessed.

SECTOR-SPECIFIC HIGHLIGHTS: DIGITAL MARKETS

New markets that rely on the intensive use of data have emerged, such as online marketplaces, search engines, cloud computing, and social media. As a member of the European Union, Finland participates in the EU's efforts to assess and address the numerous competition challenges raised by the development of these markets.

Figure 6: Product Market Regulation indicator on Digital Markets[#]



[#] Only the information used to build this indicator refers to laws and regulations into force or under discussion in parliament on 1 January 2024.

For further information please contact: PMRindicators@oecd.org

Notes:

Source: OECD PMR database for 2023/2024 and 2018/2019.

1. The statistical data for Israel are supplied by and under the responsibility of the relevant Israeli authorities. The use of such data by the OECD is without prejudice to the status of the Golan Heights, East Jerusalem and Israeli settlements in the West Bank under the terms of international law.

2a. Footnote by Türkiye: The information in this document with reference to "Cyprus" relates to the southern part of the Island. There is no single authority representing both Turkish and Greek Cypriot people on the Island. Türkiye recognizes the Turkish Republic of Northern Cyprus (TRNC). Until a lasting and equitable solution is found within the context of the United Nations, Türkiye shall preserve its position concerning the "Cyprus issue".

2b. Footnote by all the European Union Member States of the OECD and the European Union: The Republic of Cyprus is recognized by all members of the United Nations with the exception of Türkiye. The information in this database relates to the area under the effective control of the Government of the Republic of Cyprus.

#Note on notaries: In civil law countries, notaries exercise administrative and judicial tasks by virtue of power delegated by the state; hence, they play a special role in the legal services market in the concerned countries and in this aspect they are different from the other professions included in the OECD's PMR indicator.

The names of the low-level indicators in Figure 2 have been simplified for presentational purposes. This table of correspondence shows the name used in the official PMR dataset.

| TABLE OF CORRESPONDENCE | |
|---|--|
| Name of low-level indicators in Figure 2 | Name of low-level indicators in the official PMR dataset |
| Administrative and Regulatory Burden | Communication and Simplification of Administrative and Regulatory Burden |
| Administrative Requirements for New Firms | Administrative Requirements for Limited Liability Companies and Personally-owned Enterprises |
| Barriers to Entry in Energy, Transport and E-communications | Barriers to Entry in Network Sectors |
| Barriers to Competition in Energy, Transport and E-communications | Involvement in Business Operations in Network Sectors |
| Barriers to Entry in Professions and Retail | Barriers to Entry in Service Sectors |
| Barriers to Competition in Professions and Retail | Involvement in Business Operations in Service Sectors |
| Barriers to FDI | Barriers to Foreign Direct Investment |
| Barriers to Trade Facilitation | Barriers to Trade Facilitation |
| Tariff Barriers | Tariff Barriers |
| Retail Price Regulation | Retail Price Controls and Regulation |
| Assessment of Impact on Competition | Assessment of Impact on Competition |
| Consulting on Legislation | Interaction with Stakeholders |
| Public Procurement | Public Procurement |
| Governance of SOEs | Governance of SOEs |
| Components of low-level indicators in Figure 2 | Low-level indicators from which they are taken |
| Licences and Permits | Communication and Simplification of Administrative and Regulatory Burden |
| Lobbying | Interaction with Stakeholders |
| Public Ownership | Quality and Scope of Public Ownership |